

Prepared by the Office of Management and Budget

Mark Jinks, Assistant City Manager for Fiscal and Financial Affairs

Carol Anne Moore, Acting Deputy Director

Alfred J. Coleman, Budget/Management Analyst

Paul R. Doku, Budget/Management Analyst

Valerie A. Moore, Budget/Management Analyst

Morgan Routt, Budget/Management Analyst

Angela B. Smith, Budget/Management Analyst


Kendel Taylor, Budget/Management Analyst

Dawn M. Webster, Administrative Officer

To recognize the individual efforts of OMB staff and to help locate responsibility for component parts of the budget document, the initials of primary and back-up OMB staff appear at the bottom of each page of the document.

OMB staff wish to acknowledge the General Services staff in the Mail Services Division and the City's Print Shop for their assistance in the preparation of this budget document.

Maps: Department of Planning & Zoning and the
Department of Transportation and Environmental
Services




GOVERNMENT FINANCE OFFICERS ASSOCIATION

*Distinguished
Budget Presentation
Award*

**PRESENTED TO
City of Alexandria,
Virginia**

**For the Fiscal Year Beginning
July 1, 2000**


President


Executive Director

The Government Finance Officers Association of the United States and Canada (GFOA) presented a Distinguished Budget Presentation Award to the City of Alexandria, Virginia for its annual budget for the fiscal year beginning July 1, 2000.

In order to receive this award, a governmental unit must publish a budget document that meets program criteria as a policy document, as an operations guide, as a financial plan, and as a communications device.

The award is valid for a period of one year only. We believe our current budget continues to conform to program requirements, and we are submitting it to the GFOA to determine its eligibility for another award.

Proposed
City of Alexandria, Virginia FY 2002 Budget

Capital Improvement Program

ALEXANDRIA CITY COUNCIL

Kerry J. Donley, Mayor

William C. Cleveland, Vice Mayor

Claire M. Eberwein

William D. Euille

Redella S. Pepper

David G. Speck

Joyce Woodson

CITY MANAGER

Philip Sunderland

Michele Evans, Assistant City Manager for Council Relations and Administration

Mark Jinks, Assistant City Manager for Fiscal and Financial Affairs

Lori E. Godwin, Assistant City Manager for Operations

Daniel A. Neckel, CPA, Director of Finance

Richard Sanderson, Director of Real Estate Assessments

Proposed
City of Alexandria, Virginia FY 2002 Budget

Capital Improvement Program

**City
of Alexandria**

FY 2002 - FY 2007

**CAPITAL IMPROVEMENT
PROGRAM**

(Incorporating the Information Technology Plan)

Table of Contents

I. CAPITAL IMPROVEMENT PROGRAM		F. <u>Public Safety</u>	
Overview	2	Northern Virginia Criminal	
Funding Plan Summary	14	Justice Academy Driver Training	
Summary Tables	17	Track	112
Projects Closed	25	Peumansend Creek Regional Jail	
Funding Totals	27	114
Capital Project Detail Sheet		G. <u>Traffic Improvements and Rapid Transit</u>	
Format Description	36	Traffic Signal Maintenance and	
A. <u>Schools</u>	37	Traffic Control Computer .	118
B. <u>Libraries</u>	45	Alexandria Transit Corporation	
C. <u>Community Development</u>		(ATC) Buses	120
Downtown Transportation/		Bus and Rail Capital Replacement/	
Parking	51	Improvement	123
Mount Vernon Avenue		Rail Rapid Transit	125
Improvements	52	H. <u>Streets and Bridges</u>	
Municipal Waterfront		Potomac Yard Road and Bridge	
Improvement Program	54	Improvements	129
Route 1 Beautification	56	Bridge Repairs and Maintenance	
Streams Maintenance and		131
Waterfront Dredging	58	King and Beauregard Intersection	
D. <u>Recreation and Parks</u>		Improvements	133
Bike Trails	64	King Street Metro Station Area	
Cameron Station	66	135
Chinquapin Park	68	Mill Road Realignment	
Fort Ward Park	70	139
Four Mile Run Park	72	Sidewalk, Curb and Gutter	
Land Acquisition	74	Program	141
Landscaping of Public Sites		Street and Pedestrian	
.....	76	Improvements	143
Northern Virginia Regional		Undergrounding of Utilities/Street	
Park Authority	78	Lighting	149
Park Improvements	80	I. <u>Sewers</u>	
Recreation Facilities		Sanitary Sewer Reconstructions	
Improvements	85	and Extension	152
E. <u>Public Buildings</u>		Sewer Rehabilitation and Pollution	
Preservation of Historic		Abatement	154
Buildings	93	Storm Sewer Reconstructions	
Vola Lawson Animal Shelter ..	96	and Extensions	159
Energy Conservation		Oronoco Outfall	161
Program	98	J. <u>Other</u>	
Market Square Renovations		Northern Virginia Community	
.....	100	College	164
Renovation and Maintenance			
of Existing City Facilities .	102		
City Visitor Center	110		

Table of Contents

K. <u>Information Technology Plan</u>	
Introduction	166
New Projects	
For FY 2002-FY 2007	167
Existing Projects Which Have	
Been Changed	168
Projects Which Have Been Closed.	170
Document Organization	170
Summary Totals	171
Operating Budget Impacts	174
1. Connectivity Projects	177
LAN Development	177
WAN Development	182
Public Access	
Development	191
Software Infrastructure	193
2. System Development	
Projects	195
Public Access Systems.	195
Document Management	
Systems	200
Financial Systems	203
Geographic Information	
Systems	209
Public Safety Systems	213
Other Systems	220

FY 2002 - FY 2007 Capital Improvement Program

(Incorporating the Information Technology Plan)

FY 2002 - FY 2007 Capital Improvement Program

Overview

The FY 2002-FY 2007 Proposed Capital Improvement Program (CIP) sets forth a six-year \$269.9 million overall CIP which represents a 22 percent increase over the FY 2001-FY 2006 CIP. After setting aside State, federal and other revenues in this proposed CIP, this CIP contains a \$197.3 million program of City-funded public improvements for the City and the Alexandria City Public Schools, which represents an increase of approximately \$41.0 million, or 26.3 percent as compared to the Approved FY 2001-FY 2006 CIP. The increase in the six-year capital budget reflects facility expansion and improvements to meet the demands of a growing student population in the public schools through the Middle and Secondary Schools Expansion and Renovation Programs. The CIP also provides an increased capital investment in City facilities through renovation and expansion to serve a growing population, to enhance and improve the work environment and ensure compliance with ADA standards.

The increase in the proposed locally-funded FY 2002-FY 2007 six-year program includes the following major initiatives:

Alexandria City Public Schools:

- A total of \$93.8 million is recommended for the capital needs of the Alexandria City Public School system, an increase of \$36.2 million, or 63 percent as compared to the current approved six-year City capital program. Although the \$93.8 million does not fully fund the School Board's FY 2002-FY 2007 capital request, it does provide full funding for the first three years of the Board's adopted capital program. Due to the major uncertainty of actual future elementary school enrollment growth and its impact in the out years (FY 2005-FY 2007) of the Capital Improvement Program and its effect on the elementary school capacity, the City's proposed CIP has not included \$20.9 million in funding in FY 2005-FY 2007 for elementary school expansion. The City has, however, fully funded the remaining Schools' capital needs in these three remaining years of the School's CIP, in the amount of \$32.4 million. The capital funding for elementary school expansion will be reevaluated in the context of the FY 2003 to FY 2008 CIP.

Public Building and Recreation Centers:

- A total of \$1.98 million (\$1.25 million in City monies (including an additional \$425,000 proposed in FY 2002), and \$730,000 in Schools) has been budgeted, for the renovation of the Jerome "Buddie" Ford Nature Center. This renovation project is a joint effort between the City and the Alexandria Public Schools to redesign the former William Ramsay Recreation Center gymnasium into a two level facility that will provide nine additional classrooms for the William Ramsay Elementary School and add and renovate program space for the "Buddie" Ford Nature Center.
- \$2.4 million has been proposed for the Phase II construction work required to renovate Market Square including waterproofing, refurbishment of the deck, planters, fountain and elevator, re-landscaping and associated structural and architectural enhancements.
- \$1.25 million has been proposed for the architectural services (FY 2002) and construction (FY 2003) of an estimated 8,000 square foot expansion of the Duncan Branch Library. This proposed expansion is in response to community growth, need and significant overcrowding at the facility.

- \$5.5 million has been included as the second phase of funding (\$2.5 million is already approved in the current CIP) in order to provide the planned \$8.0 million in funding to replace the City's outdated Health Department Building. During the FY 2002 budget process City Council will receive a detailed briefing on this project.
- \$5.1 million is provided to address the structural settlement problem at the Public Safety Center. The slab of the building has settled as much as four inches in some places since its construction in 1987. This proposed funding will provide for the replacement of the current 35,000 square foot slab with a structural slab; the temporary relocation of first floor occupants; and the restoration and repair of the damaged space.
- \$480,620 has been proposed during the FY 2002 to FY 2007 time period to provide for the capital replacement and repair requirements at nineteen City owned and operated group homes identified through a comprehensive survey conducted by the Department of General Services. The survey identified approximately \$755,000 in repairs, therefore the Community Services Board will pursue grant or alternative funding for the balance of the requirements.

Public Works:

- \$3.2 million has been proposed to address ground contamination at the Potomac River Oronoco Street Outfall caused by contaminants from the former City (and then Washington Gas) owned Alexandria Gas Works that operated in the 19th and 20th centuries.
- \$2.4 million, or \$400,000 per year has been proposed to evaluate and correct infiltration/inflow conditions in older parts of the City's separate sanitary sewer system. These areas include the sanitary sewer system's tributary to the Commonwealth Interceptor and areas in the Holmes Run Sewer service area.
- \$2.4 million, or \$400,000 per year has been proposed for the design and construction of physical traffic calming measures within the right-of-way to preserve neighborhoods and enhance safety by diverting cut through traffic speeds and highlighting pedestrian crossing areas.

Quality of Life Initiatives - Open Space, Trees, Transportation and Transit:

- An additional \$20,000 per year for a total of \$40,000 per year has been proposed to plant and improve the City's medians, including the purchase and planting of flowers, cover plants, stone and mulch to improve the aesthetics of the City's median strips and gateway entry points to the City.
- A total of \$270,000 over six years has been proposed for the renovation and upkeep of the City's outdoor basketball and tennis courts, including patching or replacing surfaces, drainage work, fencing, grading and color coding. This funding will provide for the renovation of three of the City's 61 outdoor courts per year.
- \$80,000 has been proposed to begin streetscape enhancements on Mount Vernon Avenue between Giebe Road and Four Mile Road to possibly include fifteen foot sidewalks with brick banding, new light poles, conduit and pavement repairs, landscaping, street resurfacing, traffic calming devices, a new traffic signal system and possible storm drainage improvements.

- The Proposed FY 2002-FY 2007 CIP continues to provide “seed” monies for the acquisition and preservation of open space in an annual amount of \$200,000.
- The Proposed FY 2002-FY 2007 CIP continues the annual capital funding for tree planting at \$80,000 per year to improve and enhance the City’s tree canopy.
- In addition, the Proposed FY 2002-FY 2007 CIP continues funding (primarily with State funds) for the replacement of DASH buses, the purchase of land for a new DASH facility and provides funding to enhance access to bus stops for persons with disabilities.
- A number of transportation projects were partially or fully funded in this CIP through the reallocation of \$24 million in State urban funds as the result of the cancellation of the King Street Underpass project and its removal from the State Six-Year Urban Program. The projects partially or fully funded through this reallocation include the purchase of land for a new Alexandria Transit Corporation (DASH) facility; assistance in the financing of the King Street Metrorail Station area capital improvements; assistance in the payment of transit capital expenses of the Washington Metropolitan Area Transit Authority (WMATA) Capital and DASH Bus Replacement Programs. The Underpass project was cancelled due to the severe impacts the construction would have had on the adjacent neighborhood, the limited benefits bridge reconstruction would have on the adjacent neighborhood, the limited benefits bridge reconstruction would have had for the City and higher priority transportation projects in the City.

Information Technology Infrastructure:

- The Proposed FY 2002-FY 2007 CIP continues the City’s commitment to building and maintaining an essential information technology infrastructure, while enhancing services and building on existing City hardware, networks and software that have been implemented over the past decade. The Proposed FY 2002-FY 2007 Information Technology (IT) Plan component of the CIP is recommended at \$18.5 million.
- The FY 2002-FY 2007 Information Technology (IT) Plan funding (when factoring out the rescheduling of \$2.7 million in unallocated prior year monies for the Public Safety Radio System to FY 2003) represents an increase of \$3.4 million, or 27 percent compared to the current approved six-year plan.
- This IT Plan increase is primarily attributable to the required and timely replacement of the City file server and related network components; the continuing development of the City’s Geographic Information System (GIS); replacement of the City’s outdated Real Estate Assessment System; the continuing development of the Permitting System to include mobile operation capabilities; and the replacement of the Library’s automated cataloging system.

FY 2002 Capital Budget - First Year of the Six-Year Program

The FY 2002 capital budget, which comprises the first year of the six-year plan, is \$53.5 million, and represents an increase of \$14.4 million, or 36.8 percent as compared to the Approved FY 2001 capital budget. A summary of the FY 2002 capital budget is as follows:

- \$17.8 million for the Alexandria City Public Schools (fully funded request), including \$10.3 million for the expansion of F.C. Hammond Middle School as part of the Middle School Expansion Program;

- \$11.3 million in City facility renovation and maintenance projects including \$5 million (in addition to \$2.9 million in prior year funding) to replace and relocate the Alexandria Health Department's main facility on St. Asaph's Street, and \$2.4 million for the Phase II renovation of Market Square;
- \$8.1 million for sanitary and storm sewer work;
- \$6.2 million for undergrounding, street, bridges, flood tunnels, and transit City funded requirements (it should be noted that the CIP also includes State funding of \$4.8 million in DASH and WMATA capital projects);
- \$2.5 million for parks and recreation facilities including \$425,000 for the Jerome "Buddie" Ford Nature Center project; \$600,000 for the Durant Center renovations project; \$120,000 for tree planting and median landscaping; \$77,000 for bike trails; and over \$1 million for other recreation facilities, including Windmill Hill Park, athletic fields and playgrounds throughout the City;
- \$1.6 million in community development including \$650,000 for waterfront improvements and \$870,000 for streams maintenance and waterfront dredging;
- \$5.7 million for the Information Technology Plan; and
- Approximately \$0.3 for the City's capital funding for regional facilities, including Peumansend Regional Jail and the Northern Virginia Community College.

To preserve resources to address the City's highest priority capital needs, all planned capital projects will be reevaluated on a project by project basis before any monies are expended or financial commitments are made.

Deferred Projects/Projects Beyond the FY 2002 to FY 2007 CIP:

To balance capital needs with available funding for capital projects (including new borrowing and significant increases in pay-as-you go funding for capital projects), funding for many capital project requests for both the City and the Schools has been deferred beyond the scope of this FY 2002-FY 2007 CIP. Among the unfunded capital projects are:

- Funding for the elementary school expansion requested by the School Board;
- Open space funding beyond the \$1.2 million in this proposed CIP;
- Full funding for major pedestrian safety and landscaping improvements on Braddock Road between West Street and Mount Vernon Avenue;
- Funding to renovate all of the Lloyd House facility and gardens;
- Funding for the correction of water infiltration problems at the Friendship Firehouse;
- Full funding for the renovation of the Human Services Department facility;
- Funding of adequate parking at the Public Safety Center;
- Full funding for street and sewer reconstructions City-wide;
- Funding for recreation center construction beyond the specific projects contained in this CIP;

- Funding for the design and rehabilitation envisioned for the Wilkes Street ramp and tunnel;
- Funding for major outdoor swimming pool capital improvements;
- Full funding for the capital repair and replacement needs at the City owned and operated group homes with the understanding that the Community Services Board will pursue grant or alternative funding for the balance required to complete the work;
- Funding to expand the Fort Ward Museum;
- Funding for a City-wide parking studies as well as additional public parking facilities;
- Accelerated funding for utility undergrounding in Old Town;
- Funding to address flood control options on lower King Street;
- Funding for a new visitors center (study planned);
- Funding for future enhancements to Washington Street;
- Accelerated funding of neighborhood traffic calming efforts;
- Numerous other requests to enhance City facilities or replace rented facilities with City owned facilities.

Some of these projects would make excellent candidates for funding by the Development Office now under consideration by City Council.

Capital Funding Summary and Impact on the Adopted Debt-Related Financial Policies

At the City Council Retreat in the fall, staff indicated that meeting our growing City and Schools capital improvement requirements would be a significant fiscal issue in the years ahead. The strong economic growth that the City experienced this year enables the City to be well positioned to increase our planned borrowing and to increase pay-as-you-go cash capital financing over the next six years to accommodate some of our highest priority capital needs.

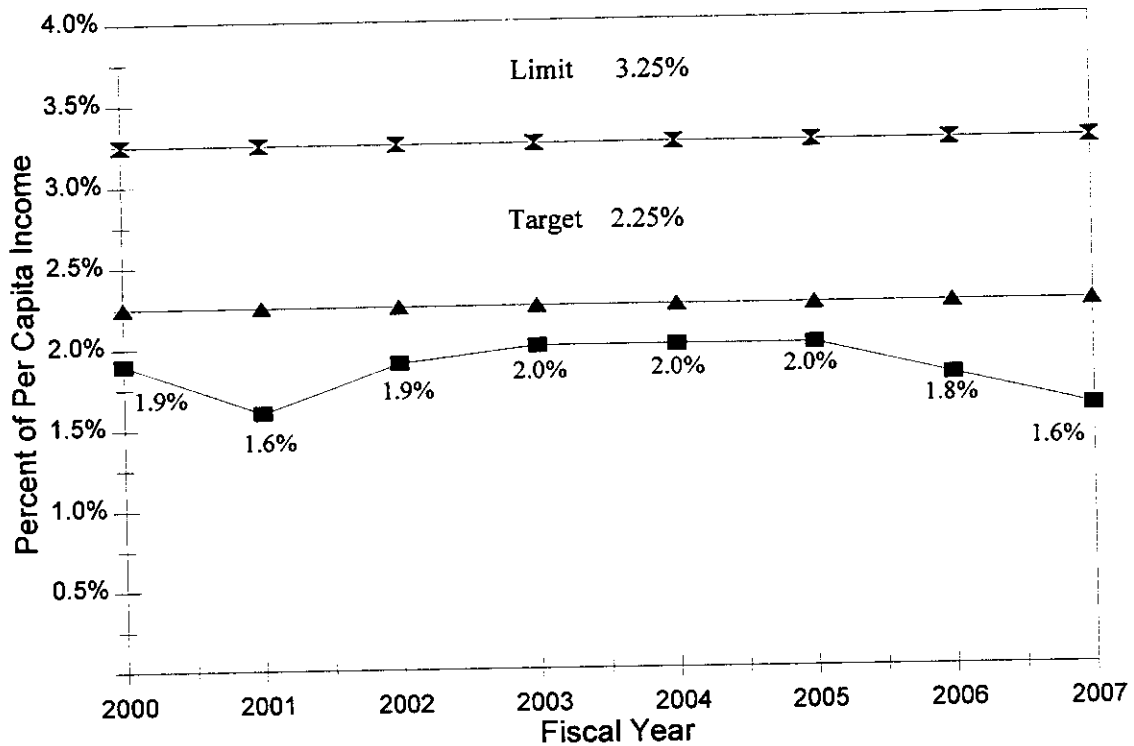
Funding the total capital program for the City and the Schools will be provided through a mix of \$28.0 million in additional borrowing through FY 2007, plus cash capital appropriations of \$12.0 million to \$15.2 million per year and fund balance designated for capital projects. The FY 2002-FY 2007 capital funding plan recommends the issuance of \$30.5 million in general obligation bonds in late FY 2001; \$24 million in FY 2002; \$20 million in FY 2004 and \$18.5 million in FY 2005. Tables detailing the capital program funding plan follow this overview section, and are entitled the "Capital Improvement Program Funding Plan Summary."

With the recommended \$30.5 million bond issue planned for late FY 2001 to fund the next phases of the City's Capital Improvement Program, the FY 2001 Approved Operating Budget includes an increase in debt service costs of \$2.2 million, based on a \$650,000 first year principal payment and estimated first year interest payments of \$1.525 million, assuming a 5.0 percent projected interest rate. It should be noted; however, that the actual interest rate may vary based upon market conditions at the time of sale.

This proposed capital program, while accommodating many needs, does not address all of the requests from City agencies, the School Board, and the community that will need to be carefully evaluated and phased in over a longer period than six years. The increasing debt burden will not endanger the City's hard-earned AAA/Aaa bond ratings, but will impact the annual operating budget, as our projected general obligation debt service payments – the annual repayment on the principal and interest due on our bonds – will increase from \$12.6 million in FY 2001 to \$15.2 million by FY 2002, and growing to a maximum of \$20.0 million in FY 2005.

While the FY 2002-FY 2007 capital program is budgeted to be financed, in part, with additional General Obligation debt, as shown in the following tables and graphs, the City will remain well within our adopted debt ratio targets and limits. Under this funding plan, the City's debt per capita as a percent of per capita income stays at or below 2% during the entire FY 2002 to FY 2007 time period. As shown in the graph entitled "Debt per Capita as a Percent of Per Capita Income Projections Compared to Debt Policy Target and Ceiling," the City will remain well below our debt per capita ceiling of 3.25% of per capita income; as well as below the target of 2.25%.

**Figure 1. Debt per Capita as a Percent of Per Capita Income
Compared to Debt Policy Target and Ceiling
FY 2000-FY 2007**



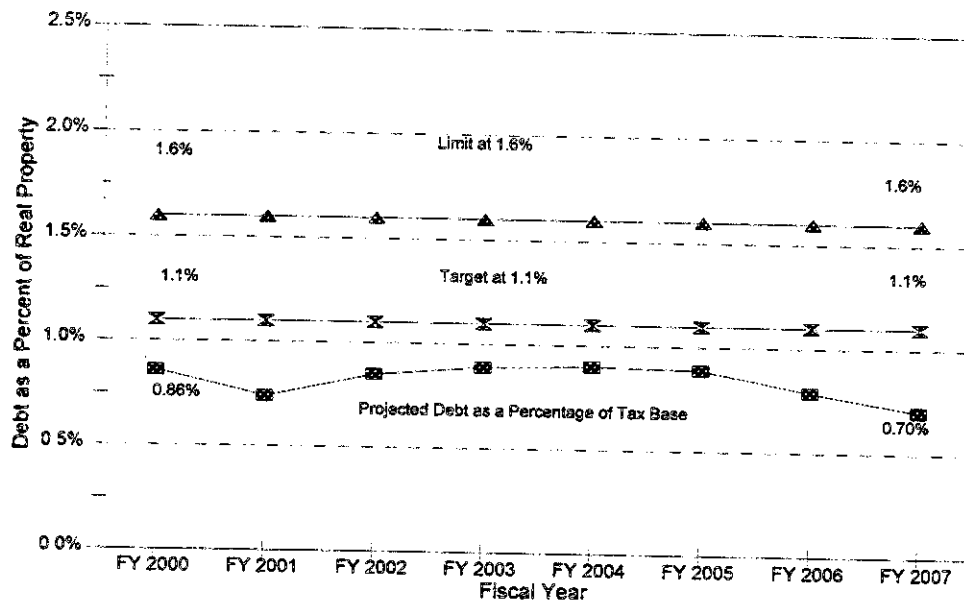
In addition, the City's overall debt per capita (a less important debt statistic) remains below that of neighboring AAA/Aaa rated local jurisdictions, as shown in the comparative debt per capita table below.

Debt per Capita

	FY <u>2001</u>	FY <u>2000</u>	FY <u>1999</u>	FY <u>1998</u>	FY <u>1997</u>	FY <u>1996</u>	FY <u>1995</u>	FY <u>1994</u>	FY <u>1993</u>	FY <u>1992</u>
Alexandria, VA	\$931	\$856	\$540	\$256	\$320	\$381	\$447	\$519	\$473	\$561
Arlington County, VA	2,208	2,120	2,067	1,790	1,737	1,527	1,633	1,314	1,387	1,246
Fairfax County, VA	1,560	1,454	1,386	1,351	1,337	1,298	1,292	1,286	1,186	1,123
Montgomery County, MD	1,457	1,421	1,387	1,443	1,279	1,391	1,164	1,273	1,242	1,165

The City will also remain well within our adopted debt policy ratios for debt as a percentage of Fair Market Real Property Value, as shown in the following graph. This is the most important debt ratio considered by the bond rating agencies. During the entire six years of the proposed City CiP, the City's projected debt to tax base ratio never exceeds 0.89%. This is less than the 1.1% target and just over half of the City's set 1.6% limit.

Figure 2. Debt as a Percentage of Fair Market Real Property Value Fiscal Year 2000- 2007



ACCOMPLISHMENTS OF THE PAST YEAR

The following is a list of some of the City's significant accomplishments in its capital program during FY 2000 and the first half of FY 2001.

Ramsay Recreation Center

On November 18, 2000, the Ramsay Recreation Center opened to the public. The City's newest recreation center, located at 5700 Sanger Avenue, adjacent to the William Ramsay Elementary School, is an 18,000 square foot facility designed by the architectural firm of CUH2A, LLP and provides a regulation size gymnasium, meeting space, computer lab, dance and fitness rooms, an arts and crafts room, and a game room. This new facility replaced the former 8,685 square foot facility.

Samuel W. Tucker Elementary School

On September 5, 2000, the Samuel W. Tucker Elementary School opened for students and is the City's first new school in 30 years. The 80,000 square foot facility, adjacent to the new Cameron Station development, was designed by the architectural firm of Grimm and Parker and has a capacity of 600 students. The facility includes 28 home rooms, a science lab, art room, two music rooms (instrumental and choral), a media center equipped with a computer lab and television studio, a gymnasium and a cafeteria. Unique to the school are dedicated teacher planning areas and extended learning areas for special student projects. In addition, a covered play area allows children to enjoy recess even in inclement weather.

The new school was named after Alexandria resident and civil rights lawyer Samuel W. Tucker. In FY 2001, *Learning By Design* Magazine (a publication of *The American School Board Journal*) recognized the quality of design by granting the project its "2001 Citation Award Winner" designation.

Schools

On February 28, 2001, City Council approved the allocation of \$4,825,000 for Phase I of the Middle School Expansion Program at F.C. Hammond Middle School. Construction is scheduled to begin in late FY 2001 and is projected to be completed by Summer 2002. An additional \$10,295,843 is included in this CIP to fully fund this project.

Also on February 28, 2001, City Council approved the allocation of \$4,225,000 for Phase I of the Middle School Expansion Program at the George Washington Middle School. Construction is scheduled to begin in FY 2002 and is projected to be completed by FY 2003. An additional \$12,845,083 is included in this CIP to fully fund this project.

Bernard J. Padgett Fire Station (Fire Station 204)

In March 2001, the Bernard J. Padgett Fire Station renovation and expansion project was completed and staff was permitted to begin to move in and occupy the newly renovated station. The station, which was originally built in 1963, is located at 900 Second Street and houses the administrative division of the Alexandria City Fire Department, in addition to an operating fire station. The renovation and expansion provided for the complete renovation of the interior of the building; the addition of a third truck bay to accommodate an aerial ladder truck; modernization of the facilities to accommodate female staff; the accommodation of the Fire Department communications center; and the upgrade of plumbing and electrical systems to bring them into compliance with current building codes and technology requirements. The facility was also brought into compliance with the Americans with Disabilities Act.

Burke Facility

On May 23, 2000, City Council approved the allocation of \$1,850,000 (\$1.2 million in City monies and \$650,000 in Schools) to provide for the architectural and engineering services, construction, library furnishings and library materials necessary to reopen the Burke Facility with a shared use between the Alexandria Library Board and the Alexandria City Public Schools, with additional capital funding as approved by City Council on April 27, 2000. The concept for the shared-use enables the City Library system and the Schools to work together to provide complimentary programs and services in a central location at the Burke Facility. The Burke Facility is scheduled to re-open in mid-FY 2002.

Alexandria Transit Corporation/DASH

On February 28, 2001, City Council approved the allocation of \$2,668,324 for the scheduled purchase of ten DASH transit buses, at a cost of \$260,000 per bus and related equipment including radios for ten buses, and a spare engine and transmission. The original four DASH routes were operated with a fleet of 19 buses. In FY 1990, nine new buses were purchased to provide new DASH routes to improve bus connections in the Eisenhower Valley and to the Van Dorn Metrorail station. Additional buses have been purchased since FY 1992, bringing the total DASH fleet to 42 buses as of the end of FY 2000.

Cameron Run Flood Control Tunnels

On June 27, 2000, City Council approved an allocation of \$1,800,000 to continue construction at the Cameron Run Flood Control Tunnels. Rehabilitation of the tunnels is

necessary due to the significant reversal of curvature in the seven tunnels built by the City in FY 1977 as part of the Cameron Run Flood Control Project. In September 1999, \$3,302,000 was allocated for repair and construction work needed to correct the structural integrity of the flood tunnels. During construction, a comprehensive monitoring and inspection program will be followed to stay within the tolerances of settlement imposed by CSX. In order to be within these tolerances, the design may have to be reviewed and modified as the construction proceeds. The construction is on-going and is expected to be completed in April 2001. The FY 2002 CIP includes \$500,000 to finish this work.

Durant Center

On September 26, 2000, City Council approved an allocation of \$300,000 to provide for architectural, engineering and testing services required for the renovation of the Durant Center. Not renovated since the 1950's, the project will provide for activity space for community and Special Needs recreation as well as multi-purpose space to be shared with the adjacent Jefferson-Houston School for Arts and Academics. Construction is scheduled to begin in March 2001 with facility completion to be timed with the start of the school year in September 2001. This proposed CIP includes \$600,000 in additional funding to complete this project in addition to the \$1,100,000 previously approved but not yet allocated.

Slater's Lane

On February 28, 2001, City Council approved an allocation of \$250,000 to provide for the planning and construction of modifications to Slater's Lane, including an extension of Potomac Greens Drive to Portner Road; the modification of a traffic signal at the intersection of Portner Road and Potomac Greens Drive; and the construction of a bike path adjacent to Slater's Lane. The Department of Transportation and Environmental Services (T&ES) staff will obtain the services of an engineering consultant firm in late Spring 2001. The consultant will prepare a contract and hold public meetings. Upon completion of these meetings, following neighborhood meetings, T&ES will send out bids for construction in Fall 2001 with construction to commence in the Spring of 2002. This CIP contains \$250,000 in anticipated developer contributions to complete Slater's Lane at Old Town Greens; and \$50,000 in City monies for railroad upgrades, intersection improvements, sign and signal improvements.

Open Space Planning

On February 28, 2001, City Council approved the allocation of \$200,000 to provide for the development of an open space plan that will establish an inventory of existing public and private lands, an analysis of demographics including the amount of land in each category, existing park uses, cultural resources, natural and regional trends, goals, objectives and policies for protecting resources and obtaining additional open space. The study is scheduled for completion in FY 2002. This CIP contains \$200,000 per year for open space acquisition.

Courthouse Garage

On October 24, 2000, City Council approved the allocation of \$200,000 to provide for architectural and engineering services, the preparation of construction documents, bidding and construction administration services necessary for the renovation of the Courthouse parking garage. The garage was built in the early 1980's and a recent consultant study completed by Desman Associates documents age related deterioration of the post-tensioned concrete structure that could eventually jeopardize the structural integrity of the facility. Previous CIPs have provided \$2.6 million in funding to undertake this project.

Dog Parks

On October 24, 2000, City Council approved the allocation of \$25,000 to provide improvements at the City's 25 approved dog exercise areas and fenced dog parks, including trash receptacles, fencing and signage.

LEGAL BASIS

The FY 2001 - FY 2006 Capital Improvement Program has been prepared pursuant to Section 6.14 of the Alexandria City Code, as amended, which states that the City Manager:

"...shall submit to the Council a budget of the approved capital improvement projects for the ensuing fiscal year and for the five fiscal years thereafter, with his recommendations as to the means of financing the improvements approved for the ensuing fiscal year. The Council shall have power to accept with or without amendments or reject the approved program and approved means of financing the ensuing fiscal year but, except in the case of emergency as provided in subsection (d) of Section 2.02 of this Charter, the Council shall not authorize any capital improvement project or make any appropriation therefore unless such project is included in the capital budget as adopted by it."

The Capital Improvement Program (CIP) Process

The Capital Improvement Program is a comprehensive plan for financing the City's anticipated future needs for physical facilities. The adoption of the Capital Improvement Program is an indication by the City Council of the capital projects that the City intends to pursue and the anticipated levels of capital improvement financing over the six-year period. The CIP indicates the expected timing and the approximate cost for each project and program area. The adoption of the Capital Improvement Program is neither a commitment to a particular project nor a limitation to a particular cost. The CIP is essentially a planning document; it is a basic tool for scheduling anticipated capital projects and capital financing. As such, the CIP is a key element in planning and controlling future debt service requirements. For this reason, the CIP includes some projects where needs have been defined, but specific solutions have not been identified.

The Capital Improvement Program also provides a necessary measure of flexibility for the City Council in meeting the City's physical facilities needs. There are several projects for miscellaneous capital repairs and improvements (Schools, Parks, City Buildings, Streets, Storm Sewers, and Sanitary Sewers) that provide for response to particular needs during the fiscal year even though the specific locations or needs could not be foreseen at the time of budget adoption.

Priorities in the Capital Program

Each project in the CIP has been assigned a rating to reflect its overall priority to assist with decision-making and resource allocation. The City established its rating system beginning with the FY 1989 budget. Each project has been assigned one of three ratings - essential, very desirable or desirable - or a designation that the project is currently unrated.

Generally, the highest rate, "Essential," has been applied to the following:

- projects required to address an urgent health or safety hazard;
- projects needed to meet legal requirements or State or federal mandates;
- projects essential to the success of other projects or a larger program in progress;
- projects that cannot be deferred without the loss of substantial non-City funding;

- projects required for economic growth and development (such as a new sewer system);
and
- projects that support heavily used facilities.

Other projects have been rated as "Very Desirable" or "Desirable" depending upon the extent and degree of benefit provided. Generally, projects that maintain a current service or facility are assigned priority over new facilities and projects that provide cultural or aesthetic improvements.

CAPITAL IMPROVEMENT PROGRAM SOURCES AND USES OF FUNDS
For the Seven Fiscal Years Ending June 30, 2007

SOURCES		Projected Debt Service	Total General Fund
Planned Future General Fund Appropriations to Capital Projects Fund, FY 2002 - FY 2007:			
FY 2002	12,000,000	15,202,266	27,202,266
FY 2003	14,000,000	17,862,794	31,862,794
FY 2004	14,000,000	19,813,637	33,813,637
FY 2005	15,200,000	19,971,624	35,171,624
FY 2006	14,800,000	19,400,068	34,200,068
FY 2007	<u>12,600,000</u>	<u>17,918,030</u>	<u>30,518,030</u>
Total Planned Future Appropriations	82,600,000	110,168,419	192,768,419
General Obligation Bond Issues:			
FY 2002	30,500,000		
FY 2003	24,000,000		
FY 2004	20,000,000		
FY 2005	18,500,000		
FY 2006 & FY 2007	<u>0</u>		
Total General Obligation Bond Issues	93,000,000		
Current Sources:			
Capital Projects Fund Balance at 6/30/00	61,376,012		
General Fund Appropriation FY 2001	9,846,000		
Bond Interest Earnings	1,986,214		
Unrealized Revenue	809,048		
General Fund Balances Designated for Subsequent Years' Capital Expenditures	<u>34,151,193</u>		
Total Current Sources	108,168,467		
TOTAL SOURCES		<u><u>283,768,467</u></u>	
 USES			
Approved Capital Budgets through FY 2001:			
Prior Year Approved Projects at 6/30/00	55,185,148		
Remaining Balance of FY 2001 Approved Capital Budget not Included in Above	<u>31,297,105</u>		
Total Approved Capital Budgets	86,482,253		
Proposed FY 2002 - FY 2007 CIP:			
FY 2002 Proposed Capital Budget	53,507,463		
FY 2003 Proposed Capital Budget	47,741,939		
FY 2004 Proposed Capital Budget	34,470,315		
FY 2005 Proposed Capital Budget	34,115,402		
FY 2006 Proposed Capital Budget	14,820,080		
FY 2007 Proposed Capital Budget	<u>12,631,015</u>		
Total Proposed FY 2002 - FY 2007 CIP	197,286,214		
TOTAL USES		<u><u>283,768,467</u></u>	

ANNUAL CAPITAL IMPROVEMENT PROGRAM FUNDING PLAN
For the Seven Fiscal Years Ending June 30, 2007

	Total FY 2001 - FY 2007	Approved Prior & FY 2001	FY 2002	FY 2003	FY 2004	FY 2005	FY 2006	FY 2007
Capital Budget	283,768,467	86,482,253	53,507,463	47,741,939	34,470,315	34,115,402	14,820,080	12,631,015

Current Sources
at 6/30/00:

Designated General
Fund Balance:

34,151,193 17,451,193 7,500,000 9,200,000

Bond Interest
Earnings:

1,986,214 0 507,463 541,939 470,315 415,402 20,080 31,015

Unrealized
Revenues:

809,048 809,048

Reserved
Capital Projects
Fund Balance

61,376,012 61,376,012

Recapture From
Prior Projects:

0 (3,000,000) 3,000,000

FY 2001 General
Fund Appropriation:

9,846,000 9,846,000

Future Sources:

Planned General
Fund Appropriations:


FY 2002	12,000,000	12,000,000						
FY 2003	14,000,000		14,000,000					
FY 2004	14,000,000			14,000,000				
FY 2005	15,200,000				15,200,000			
FY 2006	14,800,000					14,800,000		
FY 2007	12,600,000						12,600,000	

General Obligation
Bonds:

FY 2002	30,500,000	30,500,000						
FY 2003	24,000,000		24,000,000					
FY 2004	20,000,000			20,000,000				
FY 2005	18,500,000				18,500,000			
FY 2006	0						0	
FY 2007	0							0

Total Sources

283,768,467 86,482,253 53,507,463 47,741,939 34,470,315 34,115,402 14,820,080 12,631,015



FY 2002 - FY 2007 Capital Improvement Program Summary Tables

**Table 3.
Debt Service Indicators**

Fiscal Year	Total Debt Service	Outstanding Debt	General Expenditures	Assessed Value of Real Property	Population
FY 1991	15,973,600	71,970,000	261,444,077	12,190,156,500	113,000
FY 1992	14,173,013	64,550,000	267,464,235	11,219,663,400	115,000
FY 1993	13,640,181	54,875,000	271,404,113	11,100,242,100	116,000
FY 1994	10,283,070	60,380,000	280,836,633	10,849,723,700	116,400
FY 1995	11,050,739	52,255,000	290,760,163	10,846,601,602	117,000
FY 1996	10,112,095	44,725,000	312,902,626	10,926,409,000	117,300
FY 1997	9,289,745	37,610,000	326,248,912	11,163,428,300	117,600
FY 1998	8,827,610	30,585,000	354,805,740	11,605,290,200	119,500
FY 1999	6,350,549	65,710,000	380,736,909	12,187,519,600	121,700
FY 2000	8,866,071	114,690,000	372,447,017	13,295,308,000	123,200

Table 3 (continued)

Fiscal Year	Ratio of Debt Service to General Expenses	Outstanding Debt as a Percentage of Assessed Value of Real Property*	Outstanding Debt per Capita	Debt per Capita as a Percentage of per Capita Income
Ceiling	10.00%	1.00%	An amount equal to 3.25% of per capita income	3.25%
Target	8.00%	1.20%	An amount equal to 2.25% of per capita income	2.25%
FY 1991	6.11%	0.59%	637	2.04%
FY 1992	5.30%	0.58%	561	1.77%
FY 1993	5.03%	0.49%	473	1.46%
FY 1994	3.66%	0.56%	519	1.58%
FY 1995	3.80%	0.48%	447	1.31%
FY 1996	3.23%	0.41%	381	1.08%
FY 1997	2.85%	0.34%	320	0.82%
FY 1998	2.49%	0.26%	256	0.60%
FY 1999	1.67%	0.54%	540	1.24%
FY 2000	2.30%	0.86%	931	2.00%

* Includes general obligation bonds and term notes. In past years, total assessed value included real and personal property. Beginning in the FY 2000 - FY 2005 CIP, this indicator has been revised per the debt policies adopted on December 9, 1997, to include only real property.

**Table3 (continued)
Debt Service Indicators**

**General Fund Balance as a Percentage of General
Fund Revenue**

Fiscal Year	Unreserved	Undesignated
Floor	10.0%	4.0%
Target	n/a	5.5%
FY 1989	17.3%	9.9%
FY 1990	17.8%	9.9%
FY 1991	20.4%	9.4%
FY 1992	22.1%	7.2%
FY 1993	24.3%	7.6%
FY 1994	23.4%	7.6%
FY 1995	22.4%	6.6%
FY 1996	20.6%	5.5%
FY 1997	19.1%	6.7%
FY 1998	17.6%	7.6%
FY 1999	16.5%	6.9%
FY 2000	17.3%	6.4%

Source: Alexandria FY 2000 Comprehensive Annual Financial Report (CAFR)

Table 4. General Obligation Bond Repayment Schedules

Table 4, below, summarizes the annual debt service for all currently outstanding general obligation bond issues of the City of Alexandria. Tables 5 through 9, on the following pages, show the date of issue, the years remaining on the payment schedule, and the amount of principal and interest due each year for the individual bond issues.

**City of Alexandria, Virginia
Summary of Total General Obligation
Debt Service**

Fiscal Year	Principal	Interest	Total
2002	7,800,000	5,227,266	13,027,266
2003	8,610,000	4,860,294	13,470,294
2004	7,895,000	4,481,137	12,376,137
2005	6,740,000	4,135,624	10,875,624
2006	6,715,000	3,826,818	10,541,818
2007	5,775,000	3,522,530	9,297,530
2008	5,775,000	3,255,780	9,030,780
2009	5,775,000	2,988,240	8,763,240
2010	4,985,000	2,718,700	7,703,700
2011	4,985,000	2,469,450	7,454,450
2012	4,980,000	2,235,200	7,215,200
2013	4,980,000	1,997,475	6,977,475
2014	4,980,000	1,741,025	6,721,025
2015	4,980,000	1,469,675	6,449,675
2016	4,980,000	1,223,225	6,203,225
2017	4,980,000	963,050	5,943,050
2018	4,980,000	699,150	5,679,150
2019	4,980,000	435,250	5,415,250
2020	2,980,000	171,350	3,151,350
Total	\$107,875,000	\$48,421,239	\$156,296,239

**Table 5. City of Alexandria, Virginia
GENERAL BOND OBLIGATION ISSUE OF 6/15/2000
Debt Outstanding at June 30, 2001**

Fiscal Year	Principal	Interest	Total
FY 2002	1,400,000	2,844,950	4,244,950
FY 2003	2,300,000	2,774,950	5,074,950
FY 2004	2,985,000	2,654,200	5,639,200
FY 2005	2,985,000	2,497,488	5,482,488
FY 2006	2,985,000	2,348,238	5,333,238
FY 2007	2,985,000	2,206,450	5,191,450
FY 2008	2,985,000	2,057,200	5,042,200
FY 2009	2,985,000	1,907,950	4,892,950
FY 2010	2,985,000	1,758,700	4,743,700
FY 2011	2,985,000	1,609,450	4,594,450
FY 2012	2,980,000	1,460,200	4,440,200
FY 2013	2,980,000	1,307,475	4,287,475
FY 2014	2,980,000	1,151,025	4,131,025
FY 2015	2,980,000	979,675	3,959,675
FY 2016	2,980,000	823,225	3,803,225
FY 2017	2,980,000	663,050	3,643,050
FY 2018	2,980,000	499,150	3,479,150
FY 2019	2,980,000	335,250	3,315,250
FY 2020	2,980,000	171,350	3,151,350
Total	54,400,000*	30,049,976	84,449,976

* \$600,000 of the \$55 million bond issue was repaid in FY 2001.

**Table 6. City of Alexandria, Virginia
GENERAL BOND OBLIGATION ISSUE OF 1/1/1999
Debt Outstanding at June 30, 2001**

Fiscal Year	Principal	interest	Total
2002	2,000,000	1,558,000	3,558,000
2003	2,000,000	1,488,000	3,488,000
2004	2,000,000	1,418,000	3,418,000
2005	2,000,000	1,346,000	3,346,000
2006	2,000,000	1,272,000	3,272,000
2007	2,000,000	1,196,000	3,196,000
2008	2,000,000	1,118,000	3,118,000
2009	2,000,000	1,040,000	3,040,000
2010	2,000,000	960,000	2,960,000
2011	2,000,000	860,000	2,860,000
2012	2,000,000	775,000	2,775,000
2013	2,000,000	690,000	2,690,000
2014	2,000,000	590,000	2,590,000
2015	2,000,000	490,000	2,490,000
2016	2,000,000	400,000	2,400,000
2017	2,000,000	300,000	2,300,000
2018	2,000,000	200,000	2,200,000
2019	2,000,000	100,000	2,100,000
Total	\$36,000,000	\$15,801,000	\$51,801,000

Table 7. City of Alexandria, Virginia
GENERAL OBLIGATION BOND ISSUE OF 3/1/94
 Debt Outstanding at June 30, 2001

Fiscal Year	Principal	Interest	Total
2002	1,830,000	541,863	2,371,863
2003	1,805,000	459,513	2,264,513
2004	1,785,000	376,031	2,161,031
2005	1,755,000	292,136	2,047,136
2006	1,730,000	206,580	1,936,580
2007	790,000	120,080	910,080
2008	790,000	80,580	870,580
2009	790,000	40,290	830,290
Total	\$11,275,000	\$2,117,073	\$13,392,073

Table 8. City of Alexandria, Virginia
GENERAL OBLIGATION BOND ISSUE OF 3/1/92
 Debt Outstanding at June 30, 2001

Fiscal Year	Principal	Interest	Total
2002	2,570,000	282,453	2,852,453
2003	2,505,000	137,831	2,642,831
2004	1,125,000	32,906	1,157,906
Total	\$6,200,000	\$453,190	\$6,653,190

Table 9. Projects Closed

The following projects, which were included in the Approved FY 2001 - FY 2006 CIP, have been deleted from the Approved FY 2002 - FY 2007 CIP for the reasons noted below:

Project

Title

011-097

King Street Underpass

This project has been canceled and removed from both this CIP and the State's Six-Year Urban Program. The \$24.0 million in State urban funds formerly budgeted in this project have been reallocated to the DASH Bus Replacement and Site Purchase project (010-006); the Metro Bus/Rail Capital (WMATA) project (010-002); and the King Street Area Improvement project (011-097).

Project

Title

004-012

Dog Parks

The balance of monies for this project were allocated on October 24, 2000 and used for improvements at the City's dog exercise areas, including trash receptacles, signage and fencing.

Project

Title

005-020

Community Shelter

The balance of monies for this project were allocated on October 24, 2000 and used for the scheduled replacement of kitchen equipment at the City's Community Shelter.


Project

Title

004-012

Beverly Park

The balance of monies for this project were allocated on October 24, 2000 and used to implement a drainage and erosion control plan for Beverly Park.



**FY 2002 - FY 2007
Capital Improvement Program
Funding Totals**




Table 11.
Summary of Capital Improvement Program by Project Group
FY 2002 - FY 2007

	By Funding Source		NET CITY COST	LESS PRIOR YEAR CARRY FORWARD FROM 12/31/00 THROUGH 6/30/01	REMAINING CITY COST
	TOTAL COST	STATE & FEDERAL GRANTS, REALLOCATIONS AND OTHERS			
SCHOOLS	\$103,464,675	\$405,035	\$103,059,640	\$9,300,000	\$93,759,640
LIBRARIES	1,250,000	0	1,250,000	0	1,250,000
COMMUNITY DEVELOPMENT	5,143,604	1,000,000	4,143,604	1,938,604	2,205,000
RECREATION AND PARKS	12,164,858	30,000	12,134,858	3,597,800	8,537,058
PUBLIC BUILDINGS	32,289,161	236,000	32,053,161	10,470,348	21,582,813
CORRECTIONAL FACILITIES	1,234,963	50,000	1,184,963	128,792	1,056,171
PUBLIC SAFETY	5,000	0	5,000	0	5,000
TRAFFIC IMPROVEMENTS/RAPID TRANSIT	47,086,787	31,248,752	15,838,035	4,761,035	11,077,000
STREETS AND BRIDGES	81,671,573	64,500,668	17,170,905	4,620,087	12,550,818
STORM SEWERS	8,406,500	0	8,406,500	1,480,000	6,926,500
SANITARY SEWERS	25,450,190	600,000	24,850,190	5,735,190	19,115,000
INFORMATION TECHNOLOGY PLAN *	23,226,242	1,541,000	21,685,242	3,188,570	18,496,672
OTHER EDUCATION	724,542	0	724,542	0	724,542
TOTAL	\$342,118,095	\$98,611,455	\$242,506,640	\$45,220,426	\$197,286,214

* The Information Technology Plan includes expenditures for the Traffic Control Computer and the Public Safety Radio System.

City Share by Program Year

	FY 2002	FY 2003	FY 2004	FY 2005	FY 2006	FY 2007	TOTAL
SCHOOLS	\$17,784,000	\$22,810,034	\$20,775,027	\$23,097,079	\$5,053,000	\$4,240,500	\$93,759,640
LIBRARIES	50,000	1,200,000	0	0	0	0	1,250,000
COMMUNITY DEVELOPMENT	1,600,000	200,000	100,000	100,000	100,000	105,000	2,205,000
RECREATION AND PARKS	2,544,343	1,223,343	1,186,343	1,198,343	1,186,343	1,198,343	8,537,058
PUBLIC BUILDINGS	11,291,085	5,898,558	2,230,770	843,900	798,500	520,000	21,582,813
CORRECTIONAL FACILITIES	186,917	182,220	177,421	174,953	169,905	164,755	1,056,171
PUBLIC SAFETY	0	0	0	0	0	5,000	5,000
TRAFFIC IMPROVEMENTS/RAPID TRANSIT	1,927,000	1,830,000	1,830,000	1,830,000	1,830,000	1,830,000	11,077,000
STREETS AND BRIDGES	4,223,078	2,179,380	1,893,380	1,475,000	1,375,000	1,405,000	12,550,818
STORM SEWERS	2,866,500	2,253,000	598,000	403,000	403,000	403,000	6,926,500
SANITARY SEWERS	5,256,000	3,571,000	3,771,000	3,671,000	1,976,000	870,000	19,115,000
INFORMATION TECHNOLOGY PLAN *	5,658,640	6,274,162	1,787,810	1,201,200	1,807,060	1,767,800	18,496,672
OTHER EDUCATION	119,900	120,242	120,584	120,927	121,272	121,617	724,542
TOTAL	\$53,507,463	\$47,741,939	\$34,470,315	\$34,115,402	\$14,820,060	\$12,631,015	\$197,286,214

* The Information Technology Plan includes expenditures for the Public Safety Radio System. Traffic Control Computer expenditures has been moved out of the IT Plan for FY 2002- FY 2007 and can now be found under the Traffic Control Facilities project.

Table 12.
Detail of Capital Improvement Program by Project
FY 2002 - FY 2007

By Funding Source

	TOTAL COST	STATE & FEDERAL GRANTS, REALLOCATIONS, AND OTHERS	NET CITY COST	CARRY FORWARD FROM 12/30/00 THROUGH 6/30/01	REMAINING CITY COST
SUBFUND: 001 SCHOOLS					
SCHOOL FACILITIES 1)	\$103,464,675	\$405,035	\$103,059,640	\$9,300,000	\$93,759,640
SUBTOTAL	\$103,464,675	\$405,035	\$103,059,640	\$9,300,000	\$93,759,640
SUBFUND: 002 LIBRARIES					
BRANCH LIBRARIES	\$1,250,000	\$0	\$1,250,000	\$0	\$1,250,000
SUBTOTAL	\$1,250,000	\$0	\$1,250,000	\$0	\$1,250,000
SUBFUND: 003 COMMUNITY DEVELOPMENT					
DOWNTOWN TRANSPORTATION	\$5,000	\$0	\$5,000	\$0	\$5,000
MT. VERNON AVENUE IMPROVEMENTS	1,393,604	0	1,393,604	1,313,804	80,000
MUNICIPAL WATERFRONT IMPROVEMENTS	1,255,000	100,000	1,155,000	405,000	750,000
ROUTE 1 BEAUTIFICATION	20,000	0	20,000	20,000	0
STREAMS MAINTENANCE/WATERFRONT DREDGING	2,470,000	900,000	1,570,000	200,000	1,370,000
SUBTOTAL	\$5,143,604	\$1,000,000	\$4,143,604	\$1,938,804	\$2,205,000
SUBFUND: 004 RECREATION AND PARKS					
BIKE TRAILS	\$626,000	\$0	\$626,000	\$164,000	\$462,000
CAMERON STATION	25,000	0	25,000	0	25,000
CHINQUAPIN PARK AND REC CENTER	361,000	0	361,000	361,000	0
FOUR MILE RUN PARK	0	0	0	0	0
FORT WARD PARK	56,000	0	56,000	12,000	44,000
LANDSCAPING OF PUBLIC SITES	750,000	30,000	720,000	0	720,000
NORTHERN VIRGINIA REGIONAL PARK	1,676,058	0	1,676,058	0	1,676,058
PARK IMPROVEMENTS	1,090,000	0	1,090,000	90,000	1,000,000
LAND ACQUISITION	1,400,000	0	1,400,000	200,000	1,200,000
RECREATION FACILITIES IMPROVEMENTS	6,180,800	0	6,180,800	2,770,800	3,410,000
SUBTOTAL	\$12,164,858	\$30,000	\$12,134,858	\$3,597,800	\$8,537,058
SUBFUND: 005 PUBLIC BUILDINGS					
PRESERVATION OF HISTORIC BUILDINGS	\$2,214,500	\$60,000	\$2,154,500	\$1,548,000	\$606,500
ANIMAL SHELTER	5,000	0	5,000	0	5,000
ENERGY CONSERVATION	150,000	0	150,000	150,000	0
MARKET SQUARE RENOVATIONS	2,500,000	0	2,500,000	100,000	2,400,000
CITY FACILITY RENOVATION/MAINTENANCE	27,045,661	176,000	26,869,661	8,298,348	18,571,313
CITY VISITOR CENTER	374,000	0	374,000	374,000	0
SUBTOTAL	\$32,289,161	\$236,000	\$32,053,161	\$10,470,348	\$21,582,813
SUBFUND: 006 CORRECTIONAL FACILITIES					
PEUMANSEND CREEK REGIONAL JAIL	\$1,234,963	\$50,000	\$1,184,963	\$128,792	\$1,056,171
SUBTOTAL	\$1,234,963	\$50,000	\$1,184,963	\$128,792	\$1,056,171

1) Please refer to the Alexandria City Public Schools adopted Capital Improvement Program for detailed information on school capital projects, available from the Office of the Assistant Superintendent for Finance and Administration.

Table 12.
Detail of Capital Improvement Program by Project
FY 2002 - FY 2007

By Funding Source

	STATE & FEDERAL				
SUBFUND: 008 PUBLIC SAFETY					
DRIVER TRAINING TRACK	\$5,000	\$0	\$5,000	\$0	\$5,000
SUBTOTAL	\$5,000	\$0	\$5,000	\$0	\$5,000
SUBFUND: 009 TRAFFIC IMPROVEMENTS AND RAPID TRANSIT					
TRAFFIC FACILITIES	\$7,250,000	\$1,500,000	\$5,750,000	\$650,000	\$5,100,000
BUS REPLACEMENT/BUS SHELTERS	13,003,515	10,007,000	2,996,515	2,719,515	277,000
METRO BUS/RAIL CAPITAL	25,441,752	19,741,752	5,700,000	0	5,700,000
RAIL RAPID TRANSIT	1,391,520	0	1,391,520	1,391,520	0
SUBTOTAL	\$47,086,787	\$31,248,752	\$15,838,035	\$4,761,035	\$11,077,000
SUBFUND: 011 STREETS AND BRIDGES					
POTOMAC YARD ROAD AND BRIDGE IMPROVEMENTS	17,359,500	17,012,800	346,700	0	346,700
FLOOD CONTROL TUNNELS	500,000	0	500,000	0	500,000
BRIDGE REPAIRS	1,975,000	0	1,975,000	375,000	1,500,000
KING & BEAUREGARD INTERSECTION	28,933,000	28,312,280	620,720	820,720	0
KING STREET METRO AREA IMPROVEMENTS	15,817,073	14,782,088	1,034,985	884,367	350,618
MILL ROAD REALIGNMENT	1,750,000	1,715,000	35,000	29,000	6,000
STREET AND PEDESTRIAN IMPROVEMENTS	9,147,000	2,678,500	6,468,500	1,021,000	5,447,500
SIDEWALK, CURB AND GUTTER	1,000,000	0	1,000,000	300,000	700,000
UTILITY UNDERGROUNDING/STREET LIGHTING	5,190,000	0	5,190,000	1,590,000	3,600,000
SUBTOTAL	\$81,671,573	\$64,500,668	\$17,170,905	\$4,620,087	\$12,550,818
SUBFUND: 012 STORM SEWERS					
RECONSTRUCTION/EXTENSION STORM SEWERS	\$5,221,500	\$0	\$5,221,500	\$1,230,000	\$3,991,500
ORONOOCO OUTFALL	\$3,185,000	\$0	\$3,185,000	\$250,000	\$2,935,000
SUBTOTAL	\$8,406,500	\$0	\$8,406,500	\$1,480,000	\$6,926,500
SUBFUND: 013 SANITARY SEWERS					
RECONSTRUCTION/EXTENSION SANITARY SEWERS	\$3,140,000	\$600,000	\$2,540,000	\$620,000	\$1,920,000
SEWER REHABILITATION AND ABATEMENT	22,310,190	0	22,310,190	5,115,190	17,195,000
SUBTOTAL	\$25,450,190	\$600,000	\$24,850,190	\$5,735,190	\$19,115,000
SUBFUND: 015 INFORMATION TECHNOLOGY PLAN					
CONNECTIVITY PROJECTS	\$7,329,720	\$0	\$7,329,720	\$525,320	\$6,804,400
SYSTEMS DEVELOPMENT 21	15,896,522	1,541,000	14,355,522	2,663,250	11,692,272
SUBTOTAL	\$23,226,242	\$1,541,000	\$21,885,242	\$3,188,570	\$18,496,672
SUBFUND: 016 OTHER EDUCATION					
NORTHERN VIRGINIA COMMUNITY COLLEGE	\$724,542	\$0	\$724,542	\$0	\$724,542
SUBTOTAL	\$724,542	\$0	\$724,542	\$0	\$724,542
TOTAL ALL FUNDS	\$342,118,095	\$98,611,455	\$242,506,640	\$45,220,426	\$197,286,214

21 Systems Development includes the Public Safety Radio System. The Traffic Control Computer project has been moved out of the IT Plan for FY 2002 - FY 2007 and now can be found under the Traffic Control Facilities project.

Table 13.
Detail of Capital Improvement Program by Project
FY 2002 - FY 2007


	City Share by Program Year						TOTAL
	FY 2002	FY 2003	FY 2004	FY 2005	FY 2006	FY 2007	
SUBFUND: 001 SCHOOLS							
SCHOOL FACILITIES ¹⁾	\$17,784,000	\$22,810,034	\$20,775,027	\$23,097,079	\$5,053,000	\$4,240,500	\$93,759,640
SUBTOTAL	\$17,784,000	\$22,810,034	\$20,775,027	\$23,097,079	\$5,053,000	\$4,240,500	\$93,759,640
SUBFUND: 002 LIBRARIES							
BRANCH LIBRARIES	\$50,000	\$1,200,000	\$0	\$0	\$0	\$0	\$1,250,000
SUBTOTAL	\$50,000	\$1,200,000	\$0	\$0	\$0	\$0	\$1,250,000
SUBFUND: 003 COMMUNITY DEVELOPMENT							
DOWNTOWN TRANSPORTATION/PARKING	\$0	\$0	\$0	\$0	\$0	\$5,000	\$5,000
MT. VERNON AVENUE IMPROVEMENTS	80,000	0	0	0	0	0	80,000
MUNICIPAL WATERFRONT IMPROVEMENTS	650,000	100,000	0	0	0	0	750,000
ROUTE 1 BEAUTIFICATION	0	0	0	0	0	0	0
STREAMS MAINTENANCE/WATERFRONT DREDGING	870,000	100,000	100,000	100,000	100,000	100,000	1,370,000
SUBTOTAL	\$1,600,000	\$200,000	\$100,000	\$100,000	\$100,000	\$105,000	\$2,205,000
SUBFUND: 004 RECREATION AND PARKS							
BIKE TRAILS	\$77,000	\$77,000	\$77,000	\$77,000	\$77,000	\$77,000	\$462,000
CAMERON STATION	0	25,000	0	0	0	0	25,000
CHINQUAPIN PARK AND REC CENTER	0	0	0	0	0	0	0
FOUR MILE RUN PARK	0	0	0	0	0	0	0
FORT WARD PARK	8,000	12,000	0	12,000	0	12,000	44,000
LANDSCAPING OF PUBLIC SITES	120,000	120,000	120,000	120,000	120,000	120,000	720,000
NORTHERN VIRGINIA REGIONAL PARK	279,343	279,343	279,343	279,343	279,343	279,343	1,676,058
PARK IMPROVEMENTS	375,000	125,000	125,000	125,000	125,000	125,000	1,000,000
LAND ACQUISITION	200,000	200,000	200,000	200,000	200,000	200,000	1,200,000
RECREATION FACILITIES IMPROVEMENTS	1,485,000	385,000	385,000	385,000	385,000	385,000	3,410,000
SUBTOTAL	\$2,544,343	\$1,223,343	\$1,186,343	\$1,186,343	\$1,186,343	\$1,198,343	\$8,537,058
SUBFUND: 005 PUBLIC BUILDINGS							
PRESERVATION OF HISTORIC BUILDINGS	\$606,500	\$0	\$0	\$0	\$0	\$0	\$606,500
ANIMAL SHELTER	0	0	0	0	0	5,000	5,000
ENERGY CONSERVATION	0	0	0	0	0	0	0
MARKET SQUARE RENOVATIONS	2,400,000	0	0	0	0	0	2,400,000
CITY FACILITY RENOVATION/MAINTENANCE	8,284,585	5,898,558	2,230,770	843,900	798,500	515,000	18,571,313
CITY VISITOR CENTER	0	0	0	0	0	0	0
SUBTOTAL	\$11,291,085	\$5,898,558	\$2,230,770	\$843,900	\$798,500	\$520,000	\$21,582,813
SUBFUND: 006 CORRECTIONAL FACILITIES							
PEUMANSEND CREEK REGIONAL JAIL	\$186,917	\$182,220	\$177,421	\$174,953	\$169,905	\$164,755	\$1,056,171
SUBTOTAL	\$186,917	\$182,220	\$177,421	\$174,953	\$169,905	\$164,755	\$1,056,171

¹⁾ Please refer to the Alexandria City Public Schools adopted Capital Improvement Program for detailed information on school capital projects.
available from the Office of the Assistant Superintendent for Finance and Administration.

**Table 13.
Detail of Capital Improvement Program by Project
FY 2002 - FY 2007**

	City Share by Program Year						TOTAL
	FY 2002	FY 2003	FY 2004	FY 2005	FY 2006	FY 2007	
SUBFUND: 008 PUBLIC SAFETY							
DRIVER TRAINING TRACK	\$0	\$0	\$0	\$0	\$0	\$5,000	\$5,000
SUBTOTAL	\$0	\$0	\$0	\$0	\$0	\$5,000	\$5,000
SUBFUND: 009 TRAFFIC IMPROVEMENTS AND RAPID TRANSIT							
TRAFFIC CONTROL FACILITIES	\$850,000	\$850,000	\$850,000	\$850,000	\$850,000	\$850,000	\$5,100,000
BUS REPLACEMENT/BUS SHELTERS	127,000	30,000	30,000	30,000	30,000	30,000	277,000
METRO BUS/RAIL CAPITAL	950,000	950,000	950,000	950,000	950,000	950,000	5,700,000
RAIL RAPID TRANSIT	0	0	0	0	0	0	0
SUBTOTAL	\$1,927,000	\$1,830,000	\$1,830,000	\$1,830,000	\$1,830,000	\$1,830,000	\$11,077,000
SUBFUND: 011 STREETS AND BRIDGES							
POTOMAC YARD ROAD AND BRIDGE IMPROVEMENTS	156,480	86,880	123,360	0	0	0	346,700
FLOOD CONTROL TUNNELS	500,000	0	0	0	0	0	500,000
BRIDGE REPAIRS	350,000	250,000	250,000	250,000	250,000	250,000	1,600,000
KING & BEAUREGARD INTERSECTION	0	0	0	0	0	0	0
KING STREET METRO AREA IMPROVEMENTS	75,618	275,000	0	0	0	0	350,618
MILL ROAD REALIGNMENT	6,000	0	0	0	0	0	6,000
STREET AND PEDESTRIAN IMPROVEMENTS	2,335,000	887,500	920,000	525,000	425,000	455,000	5,447,500
SIDEWALK, CURB AND GUTTER	280,000	100,000	100,000	100,000	100,000	100,000	700,000
UTILITY UNDERGROUNDING/STREET LIGHTING	600,000	600,000	600,000	600,000	600,000	600,000	3,600,000
SUBTOTAL	\$4,223,078	\$2,179,388	\$1,893,360	\$1,475,000	\$1,375,000	\$1,405,000	\$12,550,818
SUBFUND: 012 STORM SEWERS							
RECONSTRUCTION/EXTENSION STORM SEWERS	\$1,308,500	\$878,000	\$598,000	\$403,000	\$403,000	\$403,000	\$3,991,500
ORONOCO OUTFALL	\$1,580,000	\$1,375,000	\$0	\$0	\$0	\$0	\$2,955,000
SUBTOTAL	\$2,888,500	\$2,253,000	\$598,000	\$403,000	\$403,000	\$403,000	\$6,926,500
SUBFUND: 013 SANITARY SEWERS							
RECONSTRUCTION/EXTENSION SANITARY SEWERS	\$320,000	\$320,000	\$320,000	\$320,000	\$320,000	\$320,000	\$1,920,000
SEWER REHABILITATION AND ABATEMENT	4,936,000	3,251,000	3,451,000	3,351,000	1,656,000	550,000	17,195,000
SUBTOTAL	\$5,256,000	\$3,571,000	\$3,771,000	\$3,671,000	\$1,976,000	\$870,000	\$19,115,000
SUBFUND: 015 INFORMATION TECHNOLOGY PLAN							
CONNECTIVITY PROJECTS	\$1,378,500	\$1,293,800	\$917,100	\$886,200	\$1,375,000	\$953,600	\$6,804,400
SYSTEMS DEVELOPMENT 21	4,280,140	4,980,362	870,710	315,000	432,060	814,000	11,692,272
SUBTOTAL	\$5,658,640	\$6,274,162	\$1,787,810	\$1,201,200	\$1,807,060	\$1,767,600	\$18,496,672
SUBFUND: 018 OTHER EDUCATION							
NORTHERN VIRGINIA COMMUNITY COLLEGE	\$119,900	\$120,242	\$120,584	\$120,927	\$121,272	\$121,617	\$724,542
SUBTOTAL	\$119,900	\$120,242	\$120,584	\$120,927	\$121,272	\$121,617	\$724,542
TOTAL ALL FUNDS	\$53,507,463	\$47,741,936	\$34,479,315	\$34,115,402	\$14,820,080	\$12,631,015	\$197,286,214

21 The Information Technology Plan includes expenditures for the Public Safety Radio System. The Traffic Control Computer project has been moved out of the IT Plan for FY 2002-FY 2007 and can now be found under the Traffic Control Facilities project.



Capital Project Detail Sheets

Capital Project Detail Sheet Format

The detail sheets on the following pages provide a variety of information about the City's capital improvement projects. In the heading for each project in the CIP detail, the following information is provided:

Project Title - The title by which the project is referred to in official documents.

Subtasks - Individual elements of the total project.

Priority - The priority assigned to this project. There are three priority designations: a) Essential; b) Very Desirable; and, c) Desirable. See the heading "Priorities in the Capital Program" in the front of the CIP section for further explanation.

Estimated Useful Life of Improvement - Where possible, information on the estimated life of the improvement scheduled in the FY 2002 - FY 2007 CIP is provided.

Project Manager - Identifies the agency that is primarily responsible for planning and managing the project.

Schools

ALEXANDRIA CITY PUBLIC SCHOOLS

Elementary Schools

John Adams	5651 Rayburn Avenue
Charles Barrett	1115 Martha Custis Drive
Patrick Henry	4643 Taney Avenue
Jefferson-Houston	1501 Cameron Street
Cora Kelly Magnet School	3600 Commonwealth Avenue
Lyles-Crouch	530 Saint Asaph Street
Douglas MacArthur	1101 Janneys Lane
George Mason	2601 Cameron Mills Road
Maury	600 Russell Road
Mount Vernon	2601 Commonwealth Avenue
James K. Polk	5000 Polk Avenue
William Ramsay	5700 Sanger Avenue
Samuel W. Tucker	435 Ferdinand Day Drive

Middle Schools

Minnie Howard	3801 Braddock Road
Francis C. Hammond	4646 Seminary Road
George Washington	1005 Mount Vernon Avenue

High School

T.C. Williams/STEP	3330 King Street
--------------------	------------------

Other Facilities

Administration Building	2000 North Beauregard Street
Rowing Facility	1 Madison Street
Maintenance Facility	3540 Wheeler Avenue

SCHOOLS CAPITAL IMPROVEMENT PROGRAM

<u>Subtasks</u>	<u>Priority</u>	<u>Estimated Useful Life of Improvement</u>	<u>Project Manager</u>
Schools Capital Improvement Program	Essential		Schools

Project Summary: This project provides funding for the Alexandria City Public Schools (ACPS) Capital Improvement Program (CIP).

Project Description: On January 18, 2001, the School Board adopted its six-year Capital Improvement Program (CIP), in the amount of \$114,675,862. The Board's adopted six year CIP of \$114.7 million represents a \$52.2 million, or 83 percent increase over the CIP the School Board adopted for the six year period last year and a \$57.1 million, or a 99 percent increase over the School's CIP approved by City Council as part of the City's adopted CIP. The Board's requested CIP also represents an increase of \$19,327,307 as compared to the six year plan originally proposed by the Superintendent on November 2, 2000,

The recommended City CIP for FY 2002 - FY 2007 includes \$93.8 million for funding the Schools adopted CIP. This represents a \$36.2 million, or 63 percent increase over the CIP approved by the City Council last year. The \$20.9 million difference between the recommended City CIP and the CIP adopted and requested by the School Board is due to the major uncertainty of actual future elementary school enrollment growth and its impact in the out years (FY 2005 - FY 2007) of the Capital Improvement Program and its effect on the elementary school capacity. The City's Proposed CIP has budgeted full funding of the Board's request for FY 2002-FY 2004, but has not included funding in FY 2005-FY 2007 for elementary school expansion, in the amount of \$20.9 million. With the need for this elementary school expansion directly related to next fall's potential enrollment increases at the kindergarten level (derived from 1995 birth data), it is premature to commit the City to funding elementary expansion at this time. Next year when the City's FY 2003 - FY 2008 CIP is prepared, this funding situation will be reevaluated. The City has fully funded the remaining School's capital needs in the remaining three years of the Schools CIP, in the amount of \$32.4 million.

The School Board's adopted FY 2002 - FY 2007 CIP requests the following funding:

FY 2002: \$17,784,000 including \$10.3 million for the middle school expansion project at F.C. Hammond Middle School. The project will include the construction of new classrooms to serve the projected increased enrollment and renovations to the existing facilities to accommodate the middle school program; \$1.3 million for the replacement of the boiler, HVAC systems and the upgrade of electric power systems at Patrick Henry; \$1.1 million to provide general capital maintenance to buildings; \$1.0 to provide for the replacement and modernization of the building system including cabinetry, ceilings and doors at all school facilities in ACPS and the replacement of hydraulic bus lifts for school buses; \$0.8 million for the for the construction of a media center, elevator and ADA upgrades at Lyles-Crouch; \$0.7 million for the conversion of the multipurpose room into classrooms at William Ramsay; and \$2.6 million for all other Schools projects.

SCHOOLS CAPITAL IMPROVEMENT PROGRAM

- FY 2003: \$22,810,034 including \$12.8 million for the middle school expansion at George Washington Middle School. The project will include the construction of new classrooms to serve the increased enrollment and renovations to the existing facility to accommodate the middle school program; \$2.4 million for the first phase of the major renovations, additions and expansions at Minnie Howard, beginning with a classroom addition, expansion of physical education facilities, cafeteria and library/media center; \$2.4 million for the replacement of the roof over the Career Wing at T.C. Williams and building systems modernization; \$1.5 million for the replacement of the central heating boiler, classroom HVAC systems, and electrical power systems at Charles Barrett; and \$3.8 for all other Schools projects.
- FY 2004: \$20,775,027 including \$10.8 million for the construction of a central system-wide kitchen and a food court to replace the existing cafeteria and the renovation and modernization at T.C. Williams; \$2.4 for the completion of the renovations at Minnie Howard; \$2.2 million for the replacement of the central boilers and HVAC systems, and the upgrade of electrical power and plumbing systems at William Ramsay; \$1.4 million for the replacement of the HVAC, electrical power, lighting and plumbing systems at Lyles-Crouch; and \$3.9 million for all other Schools project.
- FY 2005: \$24,963,701 for all School's projects (\$23,097,079 is budgeted in the City's CIP);
- FY 2006: \$13,765,300 for all School's projects (\$5,053,000 is budgeted in the City's CIP); and
- FY 2007: \$13,765,300 for all School's projects (\$4,240,500 is budgeted in the City's CIP).

For more detailed information on Schools capital projects as adopted by the School Board, please see the following pages (CIP Budget Summary By Project for FY 2002-2007 And Beyond). The full Alexandria City Public Schools Approved Capital Improvement Budget 2001-2002, is available from the ACPS Office of the Assistant Superintendent for Finance and Administration, 2000 North Beauregard Street, Alexandria, Virginia (telephone: 703/824-6643).

SCHOOLS CAPITAL IMPROVEMENT PROGRAM

TASK TITLE	UNALLOCATED PRIOR-FY	FY 2002 CURRENT	FY 2003 FY + 1	FY 2004 FY + 2	FY 2005 FY + 3	FY 2006 FY + 4	FY 2007 FY + 5	TOTAL
SCHOOLS	9,705,035	17,784,000	22,810,034	20,775,027	23,097,079	5,053,000	4,240,500	103,464,675
TOTAL PROJECT	9,705,035	17,784,000	22,810,034	20,775,027	23,097,079	5,053,000	4,240,500	103,464,675
LESS REVENUES	405,035	0	0	0	0	0	0	405,035
NET CITY SHARE	9,300,000	17,784,000	22,810,034	20,775,027	23,097,079	5,053,000	4,240,500	103,059,640

CIP BUDGET SUMMARY BY PROJECT FOR FY 2002-2007 AND BEYOND

SCHOOL PROJECTS	APPROVED FY 2001	PROPOSED FY 2002	PROPOSED FY 2003	PROPOSED FY 2004	PROPOSED FY 2005	PROPOSED FY 2006	PROPOSED FY 2007	GRAND TOTAL	FUTURE PROJECTS
JOHN ADAMS	0	245,000	0	0	1,793,000	0	347,000	2,385,000	0
CHARLES BARRETT	0	110,000	1,430,000	165,000	0	0	0	1,705,000	0
LYLES-CROUCH	250,000	25,000	0	1,480,000	0	0	0	1,505,000	0
PATRICK HENRY	0	1,342,000	0	0	0	165,000	100,000	1,607,000	0
JEFFERSON-HOUSTON	0	0	0	843,000	0	0	363,000	1,206,000	0
CORA KELLY	0	50,000	0	0	0	0	275,000	325,000	250,000
DOUGLAS MACARTHUR	0	15,000	0	0	942,000	0	207,500	1,164,500	150,000
GEORGE MASON	350,000	40,000	550,000	0	821,000	0	31,000	1,442,000	310,000
MAURY	0	370,000	110,000	0	0	0	0	480,000	0
JAMES POLK	0	0	0	0	1,535,000	0	0	1,535,000	0
WILLIAM RAMSAY	0	300,000	0	2,178,000	0	0	165,000	2,643,000	0
MOUNT VERNON	0	0	0	0	0	880,000	0	880,000	0
F. C. HAMMOND	0	0	0	230,000	2,920,000	0	0	3,150,000	0
GEORGE WASHINGTON	0	0	0	0	473,000	0	0	473,000	0
MINNIE HOWARD	0	30,000	0	0	0	1,932,000	0	1,962,000	0
T. C. WILLIAMS/STEP	0	310,000	431,000	500,000	1,635,000	0	0	2,876,000	0
SCHOOL PROJECTS TOTAL	600,000	2,837,000	2,521,000	5,396,000	10,119,000	2,977,000	1,488,500	25,338,500	710,000

GENERAL MAINTENANCE	APPROVED FY 2001	PROPOSED FY 2002	PROPOSED FY 2003	PROPOSED FY 2004	PROPOSED FY 2005	PROPOSED FY 2006	PROPOSED FY 2007	GRAND TOTAL	FUTURE PROJECTS
RENOVATIONS	350,000	350,000	350,000	350,000	350,000	350,000	350,000	2,100,000	0
BUILDING SYSTEMS	500,000	750,000	750,000	750,000	750,000	750,000	750,000	4,500,000	0
GENERAL MAINTENANCE TOTAL	850,000	1,100,000	1,100,000	1,100,000	1,100,000	1,100,000	1,100,000	6,600,000	0

Proposed
City of Alexandria, Virginia, FY 2002 Budget
42

Capital Improvement Program
A/C/M/R

CIP BUDGET SUMMARY BY PROJECT FOR FY 2002-2007 AND BEYOND

EDUCATIONAL SUPPORT	APPROVED FY 2001	PROPOSED FY 2002	PROPOSED FY 2003	PROPOSED FY 2004	PROPOSED FY 2005	PROPOSED FY 2006	PROPOSED FY 2007	GRAND TOTAL
MAINT & TRANSPORTATION FACILITY	0	134,000	0	0	0	0	771,000	905,000
FURNITURE, FIXTURES & EQUIPMENT	400,000	400,000	400,000	400,000	400,000	400,000	400,000	2,400,000
BUS REPLACEMENT	425,000	456,000	461,000	466,000	471,000	476,000	481,000	2,811,000
EDUCATIONAL SUPPORT TOTAL	825,000	990,000	861,000	866,000	871,000	876,000	1,652,000	6,116,000

FUTURE PROJECTS
0
0
0
0

NEW CONSTRUCTION PROJECTS	APPROVED FY 2001	PROPOSED FY 2002	PROPOSED FY 2003	PROPOSED FY 2004	PROPOSED FY 2005	PROPOSED FY 2006	PROPOSED FY 2007	GRAND TOTAL
CHARLES BARRETT CLASSROOM ADDITION	0	0	0	0	0	0	0	0
LYLES-CROUCH MEDIA CENTER	0	786,720	0	0	0	0	0	786,720
CORA KELLY CLASSROOM ADDITION	0	0	0	0	0	0	0	0
MAURY MEDIA CENTER	0	250,000	500,000	0	0	0	0	750,000
WILLIAM RAMSAY MULTI-PURPOSE ROOM	0	730,000	0	0	0	0	0	730,000
ELEMENTARY SCHOOL EXPANSION	0	250,000	0	0	1,866,622	9,524,800	9,524,800	21,166,222
F. C. HAMMOND EXPANSION	5,425,000	10,295,843	0	0	0	0	0	10,295,843
GEORGE WASHINGTON EXPANSION	4,825,000	0	12,845,083	0	0	0	0	12,845,083
MINNIE HOWARD ADDITION	0	358,000	2,424,443	2,424,443	0	0	0	5,206,886
T. C. WILLIAMS ADDITION & RENOVATION	0	0	2,407,320	10,832,945	10,832,945	0	0	24,073,210
NEW CONSTRUCTION PROJECTS TOTAL	10,250,000	12,670,563	18,176,846	13,257,388	12,699,567	9,524,800	9,524,800	75,853,964

FUTURE PROJECTS
2,884,861
0
1,285,200
0
0
0
0
0
0
0
4,170,061

* Costs exclusive of land


MISCELLANEOUS	APPROVED FY 2001	PROPOSED FY 2002	PROPOSED FY 2003	PROPOSED FY 2004	PROPOSED FY 2005	PROPOSED FY 2006	PROPOSED FY 2007	GRAND TOTAL
ROWING FACILITY	0	0	0	0	0	0	0	0
CITY MANDATES	0	100,000	100,000	100,000	100,000	100,000	0	500,000
CITY PREREQUISITES	0	86,437	51,188	55,639	74,134	0	0	267,398
MISCELLANEOUS TOTAL	0	186,437	151,188	155,639	174,134	100,000	0	767,398

FUTURE PROJECTS
50,000
0
0
50,000

GRAND TOTAL	12,525,000	17,784,000	22,810,034	20,775,027	24,963,701	14,577,800	13,765,300	114,675,862
--------------------	-------------------	-------------------	-------------------	-------------------	-------------------	-------------------	-------------------	--------------------

4,930,061

Note: Approved FY 2001 funding is not included in Subtotal or Total columns.



Libraries

LIBRARIES

**Barrett Library
Duncan Library
Ellen Coolidge Burke Branch Library**

**717 Queen Street
2501 Commonwealth Avenue
4701 Seminary Road**

LIBRARIES

<u>Subtasks</u>	<u>Priority</u>	<u>Estimated Useful Life of Improvement</u>	<u>Project Manager</u>
Barrett Library	Very desirable	40 years	General Services
Duncan Library	Very desirable	40 years	General Services
Ellen Coolidge Burke Branch Library	In Implementation Stage	40 years	General Services/Schools

Project Summary: This project provides for the capital maintenance of the City's branch library facilities. Funding is also included to proceed with modifications to the branch library facilities following the January 2000 opening of the City's new Charles E. Beatley, Jr. Central Library, as recommended in the Library Service Needs Assessment and Facilities Report, adopted by the Library Board on October 17, 1994. In addition, funding is included to reopen the Burke facility with a shared use between the Alexandria Library Board and the Alexandria City Public Schools, with funding as approved by City Council.

Barrett Library Status Report: \$24,200 was allocated in February 2000 for minor modifications at the Barrett Library that are required to house the historic collection and to make minor renovations of space formerly used as administrative and reference space now that these functions are established at the Charles E. Beatley, Jr. Central Library.

Duncan Library: A total of \$1.25 million has been budgeted in FY 2002 and FY 2003 for the architectural services and construction of an estimated 8,000 square foot expansion of the Duncan Branch Library. This expansion is in response to community growth, need and significant overcrowding at the facility. Duncan Library currently serves Potomac West and the North Ridge/Rosemont area, which comprises approximately 29 percent of the City's population. Duncan, in its current configuration, opened in December 1969 and is a 9,600 square foot facility with a book capacity of 45,000 volumes. Due to demand the current collection consists of over 66,000 volumes.

Duncan currently shares a parking lot with Mount Vernon Elementary School, whose students also use the facility. This funding will provide for an 8,000 square foot expansion to the facility. Architectural design and engineering is expected to take place in FY 2002 and construction is expected to begin in FY 2003.

Burke Library: In May, 2000, \$1.85 million (\$1.2 million City; \$650,000 Schools) was allocated to proceed with the detailed architectural and engineering services, construction (including a replacement HVAC system), Library furnishings and Library materials necessary to reopen the Burke Library with a shared use between the Alexandria Library Board and the Alexandria City Public Schools, as approved by City Council on April 27, 2000. The concept for the shared-use enables the City Library system and the Schools to work together to provide complimentary programs and services in a central location at the Burke facility.

The project time line calls for the Burke Library to reopen in mid-FY 2002.

LIBRARIES

Change in Project from Prior Years:

- A total of \$1.25 million has been budgeted in FY 2002 and FY 2003 (\$50,000 in FY 2002 and \$1.2 million in FY 2003) for the planning and construction of an 8,000 square foot expansion to the Duncan Library.

TASK TITLE	UNALLOCATED PRIOR-FY	FY 2002 CURRENT	FY 2003 FY + 1	FY 2004 FY + 2	FY 2005 FY + 3	FY 2006 FY + 4	FY 2007 FY + 5	TOTAL
BURKE BRANCH	0	0	0	0	0	0	0	0
DUNCAN BRANCH	0	50,000	1,200,000	0	0	0	0	1,250,000
TOTAL PROJECT	0	50,000	1,200,000	0	0	0	0	1,250,000
LESS REVENUES	0	0	0	0	0	0	0	0
NET CITY SHARE	0	50,000	1,200,000	0	0	0	0	1,250,000

Community Development

COMMUNITY DEVELOPMENT

Mount Vernon Avenue Improvements	Mount Vernon Avenue between Bellefonte and Nelson Avenues
Municipal Waterfront Improvements	Potomac Waterfront at the Torpedo Factory Plaza & South Waterfront Area, which includes Jones Point, the Ford Plant & City Marina
Route 1 Beautification	Route 1 along Potomac Yard
Four Mile Run Maintenance	Four Mile Run along the Alexandria City Line
City Marina Waterfront Dredging	Potomac River from the Torpedo Factory to Founders Park

DOWNTOWN TRANSPORTATION/PARKING

<u>Subtasks</u>	<u>Priority</u>	<u>Estimated Useful Life of Improvement</u>	<u>Project Manager</u>
No current project	Desirable	Not applicable at this time	T&ES

Project Summary: Commercial development and redevelopment in downtown Alexandria have created increasing pressures for transportation and parking improvements. In response to these pressures, many actions have been taken, including the establishment of fringe parking at Jones Point, the modification of parking regulations and fees, the construction of parking facilities to support the redevelopment of the Torpedo Factory and the construction of a privately operated parking garage on City-owned property at Cameron and Columbus Streets, which was completed in the spring of 1995. Additionally, a parking garage at Queen and Lee Streets was completed in the spring of 1998. The garage was constructed by the private developer of townhouse units, under which the garage is located, and subsequently purchased by the City. Its operations are contracted by the City. The modification of fees for the use of City parking garages and parking lots will be considered during this calendar year outside of the regular budget process.

Although there are no parking projects currently planned, a nominal sum remains budgeted in the out year of the capital improvement program to allow for additional parking facility projects to be included as appropriate projects are identified and brought forward for City Council's consideration.

Project Costs to Date: The total allocated to date for Downtown Transportation/Parking is \$8,862,600.

Change in Project from Prior Fiscal Years:

- There has been no change in the funding for this capital project.

TASK TITLE	UNALLOCATED PRIOR-FY	FY 2002 CURRENT	FY 2003 FY + 1	FY 2004 FY + 2	FY 2005 FY + 3	FY 2006 FY + 4	FY 2007 FY + 5	TOTAL
ENGINEERING & PLANS	0	0	0	0	0	0	5,000	5,000
TOTAL PROJECT	0	0	0	0	0	0	5,000	5,000
LESS REVENUES	0	0	0	0	0	0	0	0
NET CITY SHARE	0	0	0	0	0	0	5,000	5,000

MOUNT VERNON AVENUE IMPROVEMENTS

<u>Subtasks</u>	<u>Priority</u>	<u>Estimated Useful Life of Improvement</u>	<u>Project Manager</u>
Undergrounding/ Streetscaping	Very Desirable	Permanent	T&ES

Project Summary: This project provides for the undergrounding of utility wires and streetscaping along the length of Mt. Vernon Avenue, and the improvement of the intersection of Mt. Vernon Avenue and Glebe Road.

Project Description: This project has contributed to the revitalization of the Mt. Vernon Avenue commercial corridor by helping to define the architectural character of the area and by supporting specific private investments. Public improvements have included the undergrounding of utility wires and street beautification, to include tree planting, the installation of new brick sidewalks, the repair of curbs and gutters, and the installation of street furniture and street signs. The Mt. Vernon Avenue improvements have been phased in over a number of years. The first three phases, covering the area extending from the Alexandria City limits at Four Mile Run to Herbert Street, were completed in late 1995. Phase Four, the undergrounding and streetscaping of Mount Vernon Avenue from the Calvert Apartments to the Mount Vernon School, began in the spring of 1996 and was completed in Summer 1999.

\$80,000 has been budgeted in FY 2002 to begin streetscape enhancements on Mount Vernon Avenue between Glebe Road and Four Mile Road. Enhancement details are in the preliminary stages but could consist of fifteen foot wide sidewalks with brick banding, new light poles, conduit and pavement repairs, landscaping, street resurfacing, including traffic calming devices, a new traffic signal system and possible storm drainage improvements.

In addition to the undergrounding and streetscaping, approximately \$1 million in federal Community Development Block Grant (CDBG) funds have been used to support commercial revitalization in the corridor, including a commercial revitalization loan program. The majority of these monies were used through FY 1992 to write-down revitalization loans to commercial property owners and commercial tenants, as well as for assistance to women and minority-owned businesses.

Project Costs to Date: The total allocated to date for Mt. Vernon Avenue Improvements is \$6,951,646.

Change in Project from Prior Fiscal Years:

- \$80,000 has been budgeted for streetscape revitalization between Glebe Road and Four Mile Road.

MOUNT VERNON AVENUE IMPROVEMENTS

TASK TITLE	UNALLOCATED PRIOR-FY	FY 2002 CURRENT	FY 2003 FY + 1	FY 2004 FY + 2	FY 2005 FY + 3	FY 2006 FY + 4	FY 2007 FY + 5	TOTAL
UNDERGROUND- /STREETSCAPING	1,313,604	80,000	0	0	0	0	0	1,393,604
TOTAL PROJECT	1,313,604	80,000	0	0	0	0	0	1,393,604
LESS REVENUES	0	0	0	0	0	0	0	0
NET CITY SHARE	1,313,604	80,000	0	0	0	0	0	1,393,604

MUNICIPAL WATERFRONT IMPROVEMENT PROGRAM

<u>Subtasks</u>	<u>Priority</u>	<u>Estimated Useful Life of Improvement</u>	<u>Project Manager</u>
Waterfront Park Improvements	Essential	25 years	T&ES

Project Summary: This project provides for general improvements and maintenance to the City's waterfront, including open space area improvements and active park area improvements. These improvements are consistent with the Waterfront Master Plan and includes improvements to Waterfront Park, lower King Street, and the South Waterfront area, which includes Jones Point, the Ford Plant and the Old Town Yacht Basin.

Waterfront Park Improvements: In October 1999, \$674,000 (\$100,000 funded by a developer contribution) was allocated to provide funding for removal of deteriorating piles at the Old Town Yacht basin; for the inspection and repair of the waterfront bulkhead at Point Lumley Park; renovations at the Torpedo Factory inlet to alleviate the problems of trash and debris accumulation; and the inspection and repair of three sets of dolphins used for tying up and docking large boats. Because the bids received were significantly higher than budget, an additional \$350,000 was approved in the FY 2001 CIP to provide better fire protection services at the City's waterfront. The funding will provide for the installation of a dry pipe system as a more effective means of combating a fire than the current configuration of fire hydrants that only provides fire fighters with limited access to the waterfront.

In FY 2002, a total of \$650,000 has been budgeted to fully fund the planned repairs to the bulkhead at Point Lumley Park, including complete steel sheet piling replacement and landscaping; modifications to the pier in front of the Chart House including mooring piles and a dolphin to render it suitable for the receipt and docking of mid-size boats. This waterfront improvement work is scheduled to be bid and executed in FY 2002. Because of the review of plans for Windmill Hill Park (which includes the Old Town Yacht Basin area) is ongoing, funding for removal of the deteriorated wooden piles has been deferred until FY 2003. If the review and planning process results in the pilings not being removed then this project element will be deleted from future CIPs.

Project Costs to Date: The total allocated to date for the Municipal Waterfront Improvement Program is \$1,936,180.

Change In Project From Prior Fiscal Years:

- \$650,000 has been budgeted in FY 2002 and \$100,000 in FY 2003 to complete waterfront improvement projects at Point Lumley Park, Chart House Pier and Old Town Yacht Basin. All waterfront improvement projects described under the "Municipal Waterfront Improvement Program" project are scheduled to be bid and executed in FY 2002 under one contract, in order to minimize costs.

MUNICIPAL WATERFRONT IMPROVEMENT PROGRAM

TASK TITLE	UNALLOCATED PRIOR-FY	FY 2002 CURRENT	FY 2003 FY + 1	FY 2004 FY + 2	FY 2005 FY + 3	FY 2006 FY + 4	FY 2007 FY + 5	TOTAL
WATERFRONT IMPROVEMENTS	155,000	650,000	100,000	0	0	0	0	905,000
WATERFRONT FIRE PROTECTION	350,000	0	0	0	0	0	0	350,000
TOTAL PROJECT	505,000	650,000	100,000	0	0	0	0	1,255,000
LESS REVENUES	100,000	0	0	0	0	0	0	100,000
NET CITY SHARE	405,000	650,000	100,000	0	0	0	0	1,155,000

ROUTE 1 BEAUTIFICATION

<u>Subtasks</u>	<u>Priority</u>	<u>Estimated Useful Life of Improvement</u>	<u>Project Manager</u>
Landscaping	Desirable	20 years, absent storm damage	T&ES/ Recreation

Project Summary: This project provides funding for safety and beautification improvements along Route 1 (Jefferson Davis Highway) to coincide with development of Potomac Yard. For information regarding roadway/traffic capital projects associated with Route 1, the Monroe Avenue bridge and Potomac Yard, please refer to the new capital project entitled "Potomac Yard Road and Bridge Improvements" in the Streets and Bridges section of the CIP document.

Project Description: \$20,000 is budgeted to provide for the planting of trees along Route 1 to coincide with the development of Potomac Yard and completion of street improvements.

Change in Project from Prior Fiscal Years:

- There has been no change in funding for this project.

TASK TITLE	UNALLOCATED PRIOR-FY	FY 2002 CURRENT	FY 2003 FY + 1	FY 2004 FY + 2	FY 2005 FY + 3	FY 2006 FY + 4	FY 2007 FY + 5	TOTAL
TREE PLANTING	20,000	0	0	0	0	0	0	20,000
TOTAL PROJECT	20,000	0	0	0	0	0	0	20,000
LESS REVENUES	0	0	0	0	0	0	0	0
NET CITY SHARE	20,000	0	0	0	0	0	0	20,000



STREAMS MAINTENANCE AND WATERFRONT DREDGING

<u>Subtasks</u>	<u>Priority</u>	<u>Estimated Useful Life of Improvement</u>	<u>Project Manager</u>
Stream and Channel Maintenance	Essential	1 year	T&ES
Four Mile Run Channel Maintenance	Essential	3 years	T&ES
City Marina Waterfront Dredging	Essential	5 years	T&ES

Project Summary: This project provides for the dredging program for the Alexandria waterfront and for maintaining streams and channels throughout the City.

City Marina Waterfront Dredging: On November 28, 1995, City Council approved the allocation of \$628,100 for the dredging of the waterfront marinas from the Torpedo Factory to Founders Park. Seven years later the City marina area once again requires dredging due to the accumulation of silt resulting in the number of boat slips available for rental to decline. \$770,000 has been budgeted in FY 2002 to dredge the City marina area from the Torpedo Factory to Founders Park for the reasons noted above and to examine and develop methods by which siltation may be minimized in the future.

Stream and Channel Maintenance: This subtask also includes an annual capital maintenance budget to maintain various streams and channels throughout the City to preserve their capacity to carry the 100 year flood water. The work being done in channel and stream maintenance is to maintain the design capacity. \$200,000 in prior year unallocated money remains available for maintenance, and annual funding of \$100,000 for on-going maintenance is budgeted in FY 2002 through FY 2007 to keep the streams and channels clear of debris and siltation.


Four Mile Run Maintenance: This subtask reflects the City's share of the Four Mile Run Channel Maintenance agreement with Arlington County. The City's share is budgeted at \$100,000 per year, up to a maximum of \$900,000.

Change In Project From Prior Fiscal Years:

- \$770,000 has been budgeted in FY 2002 to dredge the City marina area from the Torpedo Factory to Founders Park and to examine methods by which the accumulation of siltation may be minimized in the future.
- Annual funding of \$100,000 has been extended through FY 2007 for stream and channel maintenance;

STREAMS MAINTENANCE AND WATERFRONT DREDGING

TASK TITLE	UNALLOCATED PRIOR-FY	FY 2002 CURRENT	FY 2003 FY + 1	FY 2004 FY + 2	FY 2005 FY + 3	FY 2006 FY + 4	FY 2007 FY + 5	TOTAL
STREAM/CHANNEL MAINTENANCE	200,000	100,000	100,000	100,000	100,000	100,000	100,000	800,000
FOUR MILE RUN MAINTENANCE	700,000	100,000	100,000	0	0	0	0	900,000
CITY MARINA WATERFRONT DREDGING	0	770,000	0	0	0	0	0	770,000
TOTAL PROJECT	900,000	970,000	200,000	100,000	100,000	100,000	100,000	2,470,000
LESS REVENUES	700,000	100,000	100,000	0	0	0	0	900,000
NET CITY SHARE	200,000	870,000	100,000	100,000	100,000	100,000	100,000	1,570,000



Recreation and Parks


RECREATION AND PARKS

Recreation

Charles Houston Recreation Center	905 Wythe Street
Patrick Henry Recreation Center	4643 Taney Avenue
“Buddie” Ford Nature Center/ Ramsay Recreation Center	5700 Sanger Avenue
Durant Center	1605 Cameron Street
George Mason Tennis Court	2601 Cameron Mills Road
Jefferson-Houston Tennis Court	1501 Cameron Street

Parks

Cameron Station	4800 Duke Street
Chinquapin Park and Center	3210 King Street
Fort Ward Park	4401 Braddock Road
Four Mile Run Park	3700 Commonwealth Avenue
Hensley Park	4200 Eisenhower Avenue
Simpson Stadium	426 East Monroe Avenue
Beverley Park	620 North Overlook Drive
Dora Kelley Nature Preserve	5700 Sanger Avenue
Monticello Park	320 Beverley Drive
Timberland Park	68A Kennedy Street Row
Hillside Park	264 Burgess Avenue
Cameron Run Regional Park	3699 Eisenhower Avenue



BIKE TRAILS

<u>Subtasks</u>	<u>Priority</u>	<u>Estimated Useful Life of Improvement</u>	<u>Project Manager</u>
Bike Trail Construction and Maintenance	Desirable	20 years	Recreation

Project Summary: This project provides for construction of the bicycle trail system in the City, as reflected in the City's Master Bikeway Plan.

Project Description: Alexandria is a significant link in the area-wide bike trail system. At present, there are approximately 19 miles of off-street bikeways and 19 miles of marked on-street bikeways for a total system of 38 marked miles. On May 16, 1998, City Council approved the Bicycle Transportation and Multi-Use Trail Master Plan, prepared by the Bicycle Study Committee.

The Bicycle Transportation and Multi-Use Trail Master Plan is a proposal for the next decade to develop a multi-use trail system totaling 85 miles. It includes 69 miles of on-street bikeways and 16 miles of off-street trails. The plan is a phased approach that would be implemented as developer proffers can be negotiated, grant funding can be secured, or as City funding can be provided. Over the next decade, the City's share of funding to implement the bicycle trail projects included in the plan is estimated at over \$620,000.

On November 24, 1998, \$40,000 was reallocated from the Jones Point Park Improvement project into the Bike Trails project, to be used as the local match needed in seeking federal grant monies under the Transportation Equity Act for the 21st Century (TEA-21) for additional bike trail improvements and extensions.

Funding included within the CIP may be used to offset a portion of the City's cost for bicycle trail projects included in the plan, as well as to meet the capital maintenance requirements for the City's existing bicycle trail system.

As recommended by the Bicycle Study Committee and the Park and Recreation Commission, \$62,000 is budgeted annually in FY 2002 to FY 2007 for construction, architectural design, and construction of the City's new and current bike trails. This construction funding is in addition to the annual funding of \$15,000 per year in the Proposed FY 2002 - FY 2007 for signage and maintenance.

Project Costs to Date: The total allocated to date for Bike Trails is \$765,100.

Change In Project From Prior Fiscal Years:

- Annual funding of \$62,000 per year for construction and \$15,000 per year for maintenance and signage has been extended into FY 2007.

BIKE TRAILS

TASK TITLE	UNALLOCATED PRIOR-FY	FY 2002 CURRENT	FY 2003 FY + 1	FY 2004 FY + 2	FY 2005 FY + 3	FY 2006 FY + 4	FY 2007 FY + 5	TOTAL
BIKE TRAILS	89,000	15,000	15,000	15,000	15,000	15,000	15,000	179,000
ARCHITECT SERVICES	7,000	0	0	0	0	0	0	7,000
CONSTRUCTION	55,000	62,000	62,000	62,000	62,000	62,000	62,000	427,000
SIGNS	13,000	0	0	0	0	0	0	13,000
TOTAL PROJECT	164,000	77,000	77,000	77,000	77,000	77,000	77,000	626,000
LESS REVENUES	0	0	0	0	0	0	0	0
NET CITY SHARE	164,000	77,000	77,000	77,000	77,000	77,000	77,000	626,000

CAMERON STATION

<u>Subtasks</u>	<u>Priority</u>	<u>Estimated Useful Life of Improvement</u>	<u>Project Manager</u>
Planning	Desirable	Park development over 20 years	Recreation

Project Summary: This capital project provides for improvements to the Cameron Station parks.

Project Background: The Cameron Station Military Reservation was closed in 1996, pursuant to the Base Realignment and Closure Act of 1988. While the majority of the site was sold by the federal government to Cameron Associates for residential and commercial development, approximately 63 acres of the total site was conveyed in June 1997, to the City for recreational, right-of-way, and park-related uses. Of these 63 acres, ten acres border the western side of the private developer's property (Armistead L. Boothe Park) and 53 acres border the eastern side (Ben Brenman Park).

Design for both Ben Brenman and Armistead L. Boothe Parks was completed by Dewberry and Davis. Ben Brenman Park includes all fields and elements approved by City Council, as well as passive open spaces, an urban plaza, and a concession/restroom building at the Duke Street entrance to the park. Armistead L. Boothe Park includes a lighted softball field, with a marked youth soccer field in the outfield, three lighted tennis/basketball courts, four volleyball courts, horseshoe pits, a playground area, and bikeway linkages to the Ben Brenman Park. Children attending the Samuel W. Tucker Elementary School will use Armistead L. Boothe Park for physical education classes and recess during their school day. Both parks, Ben Brenman and Armistead L. Boothe, were completed and opened to the public in September 2000.

Community Center: In the context of the FY 1998 budget, City Council added \$5,000 in FY 2003 for the future planning and development of a multi-purpose, multi-generational recreation facility in Cameron Station. In the FY 1999 - FY 2004 CIP, funding was increased to \$20,000, and in the FY 2000 - FY 2005 CIP, funding was increased to \$25,000 in FY 2003, consistent with amounts budgeted for planning of other facilities in the City. Based on City Council actions on February 28, 2001, establishing a process to determine the comprehensive needs of recreation and leisure services City-wide, this \$25,000 would remain unallocated and unexpended pending the outcome of the planned needs assessment.

Impact on Operating Budget: Starting in FY 2000 and into the future, the Recreation Department will incur the additional cost of operations and grounds maintenance at Cameron Station. For information on operational and grounds maintenance costs, please refer to the FY 2002 Proposed Operating Budget (Department of Parks, Recreation and Cultural Activities).

CAMERON STATION

Change in Project from Prior Fiscal Years:

- There has been no change in funding for this project.

TASK TITLE	UNALLOCATED PRIOR-FY	FY 2002 CURRENT	FY 2003 FY + 1	FY 2004 FY + 2	FY 2005 FY + 3	FY 2006 FY + 4	FY 2007 FY + 5	TOTAL
RECREATION CENTER	0	0	25,000	0	0	0	0	25,000
TOTAL PROJECT	0	0	25,000	0	0	0	0	25,000
LESS REVENUES	0	0	0	0	0	0	0	0
NET CITY SHARE	0	0	25,000	0	0	0	0	25,000

CHINQUAPIN PARK AND RECREATION CENTER

<u>Subtasks</u>	<u>Priority</u>	<u>Estimated Useful Life of Improvement</u>	<u>Project Manager</u>
Chinquapin Park	Very desirable	10 years (shelters)	Recreation
Chinquapin Recreation Center	Very desirable	5 - 30 years (various tasks)	Recreation/ General Services

Project Summary: This project provides for capital maintenance projects and improvements to the Chinquapin Park and Recreation Center.

Chinquapin Park: Chinquapin Park's 44 acres stretch from the physical education fields of T.C. Williams High School to the play areas of MacArthur Elementary School, providing facilities for a wide variety of leisure activities. Prior year unallocated monies (\$26,000) remain in the CIP for construction of a second picnic shelter with electrical service to meet increased demand for picnic facilities.

Chinquapin Recreation Center: This facility was completed in December 1985, and houses a near Olympic-sized swimming pool, racquetball courts, a fitness area, conference rooms and a snack bar. Funding to operate this facility is primarily derived from user fees. Prior year unallocated monies are budgeted for preliminary engineering and design work (\$17,500) as well as the actual replacement of the heating, ventilation and air conditioning system (\$275,000) scheduled for FY 2001. The white coating of the swimming pool (\$32,500) was deferred to FY 2001. White coating is necessary to maintain the structural integrity of the pool and to protect the users of the pool from direct contact with the concrete surface.

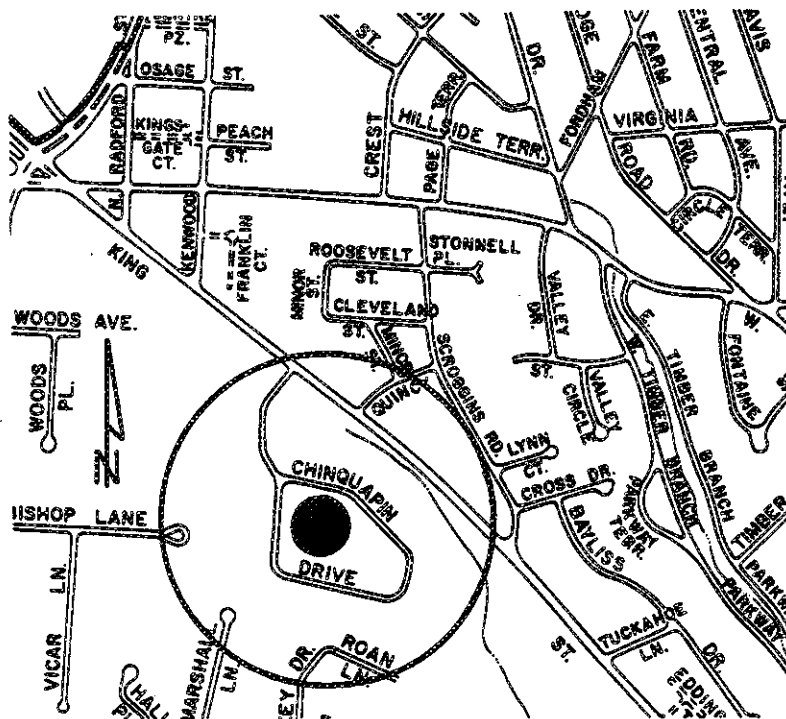
Project Costs to Date: The total allocated to date for Chinquapin Park is \$4,538,041.

Change in Project from Prior Fiscal Year:

- There has been no change in funding for this project.

CHINQUAPIN PARK AND RECREATION CENTER

TASK TITLE	UNALLOCATED PRIOR-FY	FY 2002 CURRENT	FY 2003 FY + 1	FY 2004 FY + 2	FY 2005 FY + 3	FY 2006 FY + 4	FY 2007 FY + 5	TOTAL
CARPETING REPLACEMENT	10,000	0	0	0	0	0	0	10,000
HVAC SYSTEM	292,500	0	0	0	0	0	0	292,500
OTHER PROJECTS	32,500	0	0	0	0	0	0	32,500
PARK CONSTRUCTION	0	0	0	0	0	0	0	0
SAUNA RENOVATION	0	0	0	0	0	0	0	0
TOTAL PROJECT	335,000	0	0	0	0	0	0	335,000
LESS REVENUES	0	0	0	0	0	0	0	0
NET CITY SHARE	335,000	0	0	0	0	0	0	335,000



FORT WARD PARK

<u>Subtasks</u>	<u>Priority</u>	<u>Estimated Useful Life of Improvement</u>	<u>Project Manager</u>
Park Area	Desirable	5 years	Recreation
Butler Building	Essential	10 years	Recreation

Project Summary: This project provides for maintenance and improvements to Fort Ward Park and the outdoor historic area.

Park Area: Since its reconstruction in 1963, the park and museum at Fort Ward have been very popular recreation facilities. As a result of heavy use, the park has been subject to environmental decline and erosion in recent years. A continuous program to control the erosion problem in the historic areas of the park was initiated during FY 1985 and is programmed at \$12,000 a year, in alternating years, through FY 2007 to address the continued wear and tear that results from visitors walking on the bastions. An erosion control study and geotechnical engineering report was contracted in FY 2001.

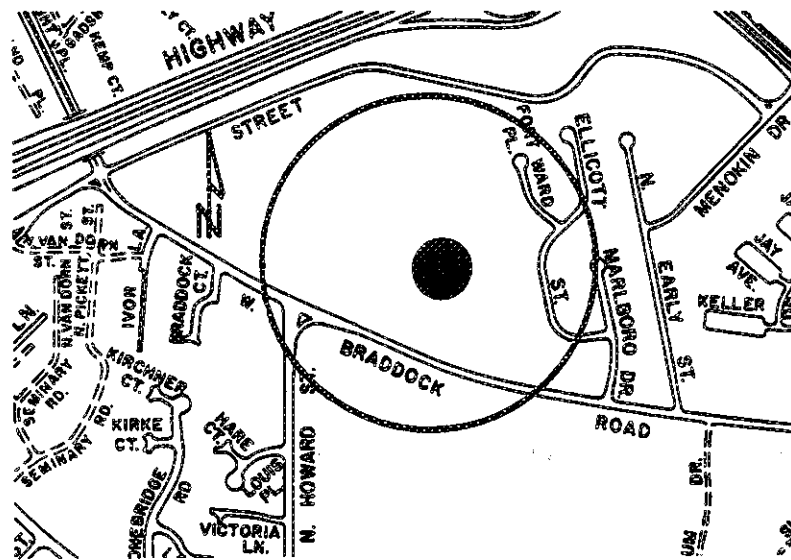
Butler Building: \$12,000 was budgeted in FY 2001 to replace a trailer used by the horticultural staff for the storage of supplies and equipment, as a project staging area and for work space due to the disrepair of the current trailer. Due to the City's moratorium on the use of trailers and the condition of the existing trailer, \$8,000 has been budgeted in FY 2002 as the balance to replace the existing trailer with a small Butler building on the same site, which is more secure and permanent.

Change In Project From Prior Fiscal Years:

- \$8,000 has been budgeted in FY 2002 as the balance to fund the purchase of a butler building as a replacement for the current trailer used by horticulture staff at the park.
- \$12,000 per year for erosion control at the park has been extended to FY 2007.

FORT WARD PARK

TASK TITLE	UN-ALLOCATED PRIOR-FY	FY 2002 CURRENT	FY 2003 FY + 1	FY 2004 FY + 2	FY 2005 FY + 3	FY 2006 FY + 4	FY 2007 FY + 5	TOTAL
EROSION CONTROL	12,000	0	12,000	0	12,000	0	12,000	48,000
NURSERY TRAILER	0	8,000	0	0	0	0	0	8,000
TOTAL PROJECT	12,000	8,000	12,000	0	12,000	0	12,000	56,000
LESS REVENUES	0	0	0	0	0	0	0	0
NET CITY SHARE	12,000	8,000	12,000	0	12,000	0	12,000	56,000



FOUR MILE RUN PARK

<u>Subtasks</u>	<u>Priority</u>	<u>Estimated Useful Life of Improvement</u>	<u>Project Manager</u>
Soccer Field Enhancement	Desirable	5 - 10 years, depending on use	Recreation

Project Summary: This project provides for overall improvements to Four Mile Run Park.

Project Description: Four Mile Run Park is the primary park serving Planning District II, which is an area of the City that bounds Jefferson Davis Highway to the east, Duke Street to the south, Quaker Lane to the west, and Four Mile Run to the north. In FY 1994, the lighting project for the park was completed. In FY 1995, the ballfield irrigation project was completed, and monies were redirected to provide for wrought iron fencing, signage and landscaping in the park area to help prevent littering and loitering. During FY 1997, a tot lot was constructed. During FY 1998, a lighted multipurpose court was constructed at the park.

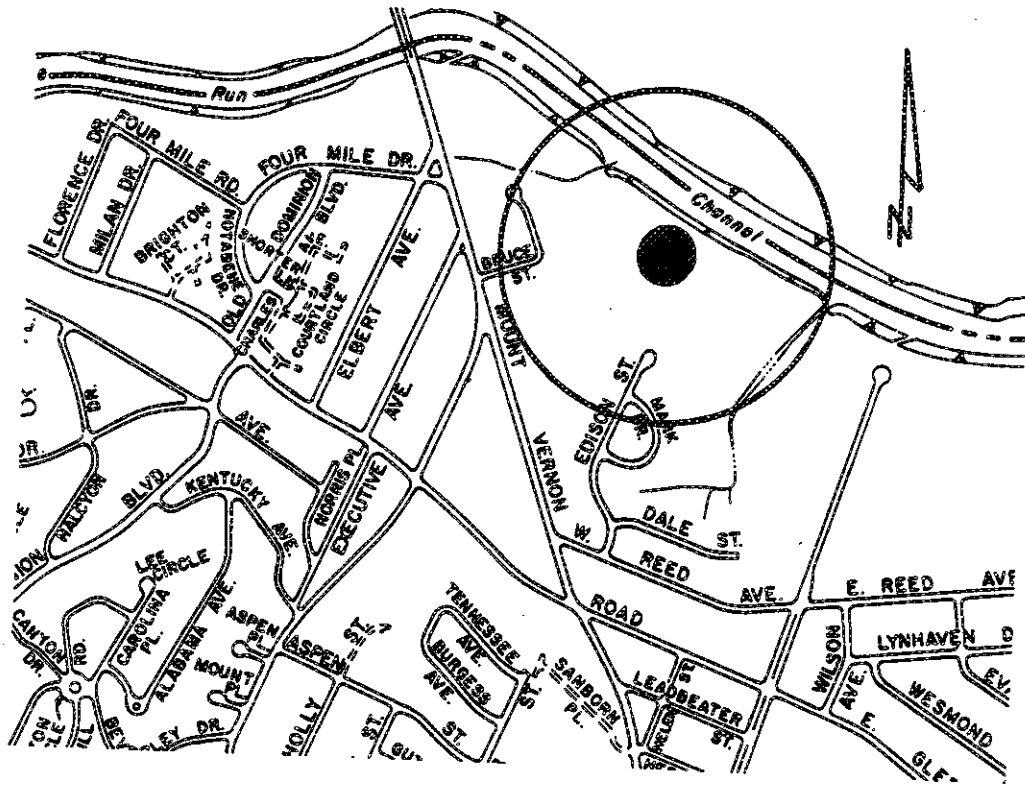
\$75,000 was allocated in March 2000 to enhance the existing heavily used soccer field. This included engineering, regrading, drainage work, soil improvements and re-sodding.

Change in Project from Prior Fiscal Years:

- There has been no change in local capital funding for this project. It should be noted that in March 2000, \$75,000 was allocated for improvements to the existing heavily used soccer field. No other work has been budgeted or scheduled to occur at the park.

FOUR MILE RUN PARK

TASK TITLE	UNALLOCATED PRIOR-FY	FY 2002 CURRENT	FY 2003 FY + 1	FY 2004 FY + 2	FY 2005 FY + 3	FY 2006 FY + 4	FY 2007 FY + 5	TOTAL
ARCHITECT SERVICES	0	0	0	0	0	0	0	0
CONSTRUCTION	0	0	0	0	0	0	0	0
TOTAL PROJECT	0	0	0	0	0	0	0	0
LESS REVENUES	0	0	0	0	0	0	0	0
NET CITY SHARE	0	0	0	0	0	0	0	0



LAND ACQUISITION

<u>Subtasks</u>	<u>Priority</u>	<u>Estimated Useful Life of Improvement</u>	<u>Project Manager</u>
Land Acquisition	Desirable	Perpetual	Recreation - Open Space

Project Summary: This project provides for the purchase of land for City facilities and open space areas for additional parks in the City.

Project Description: \$200,000 per year beginning in FY 2002 through FY 2007 is budgeted as seed money for the acquisition of land for open space. City funding for open space acquisition is recommended to be available on a dollar for dollar challenge grant matching fund basis to encourage private and grant funding to enhance the total monies available for this effort. The first priority for use of part of the \$200,000 in local monies budgeted in FY 2001 is the development of a City funded open space plan. There is no matching funding requirement for the open space plan development. The open space plan will guide the City in its efforts to acquire open space throughout the City as funding becomes available. A consultant was retained in FY 2001 to begin development of the plan, with input from staff, residents and the Parks and Planning Commission and other City Commissions.

Change In Project From Prior Fiscal Years:

- \$200,000 per year has been extended to FY 2007 to use as seed money for land acquisition for open space requirements.

TASK TITLE	UNALLOCATED PRIOR-FY	FY 2002 CURRENT	FY 2003 FY + 1	FY 2004 FY + 2	FY 2005 FY + 3	FY 2006 FY + 4	FY 2007 FY + 5	TOTAL
SITE PURCHASE	200,000	200,000	200,000	200,000	200,000	200,000	200,000	1,400,000
TOTAL PROJECT	200,000	200,000	200,000	200,000	200,000	200,000	200,000	1,400,000
LESS REVENUES	0	0	0	0	0	0	0	0
NET CITY SHARE	200,000	200,000	200,000	200,000	200,000	200,000	200,000	1,400,000



LANDSCAPING OF PUBLIC SITES

<u>Subtasks</u>	<u>Priority</u>	<u>Estimated Useful Life of Improvement</u>	<u>Project Manager</u>
Tree Planting and Care	Desirable	At least 20 years, absent storm damage	Recreation
Median Landscaping	Desirable	At least 20 years, absent storm damage	Recreation

Project Summary: This project provides for the annual tree planting and care program to provide trees on public streets, in City parks and in open spaces to ensure maintenance of the City's tree canopy and to provide continuing visual and environmental quality.

Project Description: The City's annual tree planting and care program is committed to ensuring that an adequate number of trees are planted and cared for along City streets. Trees maintain the aesthetic quality of residential and business communities and maintain a partial buffer against the effects of pollutants released by motor vehicles in the City. In addition, this program provides for the replacement of trees in the City's natural areas and parks after trees have been removed due to death, disease or storm damage. City funding for the tree planting program is proposed at \$85,000 per year (includes \$5,000 in revenue).

In FY 1994, City Council established a co-payment program for street trees to address citizen requests for new trees in the rights-of-way near their residences. Under this program, a citizen pays approximately one-third of the purchase price of the tree - \$50 for an ornamental tree and \$75 for a shade tree. The budget reflects approximately \$5,000 in revenue for additional tree planting under this program.

Funding in the FY 2002 - FY 2007 CIP will provide for the planting and care of approximately 350 trees, including 285 replacement trees, 10 Arbor Day trees and 55 trees under the cost-share program, based on the FY 2000 average cost per tree and initial care of \$242.

Median Landscaping: A total of \$40,000 per year, is budgeted to enhance street medians and public sites in the City. This represents an increase of \$20,000 per year as compared to the Approved FY 2002 CIP. Monies will be used to purchase annuals, perennials, bulbs, ground cover plants, stone or mulch in median strips and for the beds and gardens located throughout the City. The increase in funding is the result of higher costs of plants and materials, the higher standards of performance and the additional sites designated in FY 2002, including sites at Braddock Road, Duke Street, Landover Path, Kennedy Street and Slater's Lane medians; gardens at Ben Brenman and Armistead L. Boothe Parks; and the nine pie beds at Founders Park and twelve pie beds at the entrances to the City. These are in addition to the to the existing 160 sites and 1,400 tree wells.

Change in Project from Prior Fiscal Years:

- \$85,000 per year for tree planting and care has been extended into FY 2007; and
- \$20,000 per year in additional annual funding to plant and maintain the City's medians has been added to this project, for a total of \$40,000 per year. This funding has been extended into FY 2007.

LANDSCAPING OF PUBLIC SITES

TASK TITLE	UNALLOCATED PRIOR-FY	FY 2002 CURRENT	FY 2003 FY + 1	FY 2004 FY + 2	FY 2005 FY + 3	FY 2006 FY + 4	FY 2007 FY + 5	TOTAL
TREE PLANTING	0	85,000	85,000	85,000	85,000	85,000	85,000	510,000
MEDIAN LANDSCAPING	0	40,000	40,000	40,000	40,000	40,000	40,000	240,000
TOTAL PROJECT	0	125,000	125,000	125,000	125,000	125,000	125,000	750,000
LESS REVENUE	0	5,000	5,000	5,000	5,000	5,000	5,000	30,000
NET CITY SHARE	0	120,000	120,000	120,000	120,000	120,000	120,000	720,000

NORTHERN VIRGINIA REGIONAL PARK AUTHORITY

<u>Subtasks</u>	<u>Priority</u>	<u>Estimated Useful Life of Improvement</u>	<u>Project Manager</u>
City Capital Contribution	Very Desirable	Not applicable	OMB

Project Summary: The Northern Virginia Regional Park Authority is a multi-jurisdictional agency established to provide a system of regional parks in Northern Virginia. In 1969, the City became a member of the Northern Virginia Regional Park Authority (NVRPA). The Authority operates 19 regional parks comprising more than 10,000 acres and a variety of recreational facilities and historical sites, including, in Alexandria, the Carlyle House and Cameron Run Regional Park. The City, along with the Cities of Fairfax and Falls Church, and the Counties of Arlington, Fairfax and Loudoun, pays an allocable share of the costs of the park program.

Project Description: The Northern Virginia Regional Park Authority's FY 2002 capital budget totals \$3,690,086, of which \$3,390,086 is to be funded by capital contributions from the participating jurisdictions and the balance of \$300,000 is to be funded by interest revenue. The Authority has requested the following capital contributions from each participating jurisdiction, based on each jurisdiction's proportionate share of 2002 population projections.

JURISDICTION	2002 PROJECTED POPULATION	PERCENT	FY 2002 CAPITAL REQUEST
City of Alexandria	117,390	8.24%	\$279,343
Arlington County	174,848	12.27%	415,964
City of Fairfax	20,697	1.45%	49,156
Fairfax County	945,717	66.37%	2,250,000
Falls Church City	9,944	0.70%	23,731
Loudoun County	156,284	10.97%	371,892
Totals	1,424,880	100.00%	\$3,390,086

The City's FY 2002 capital contribution requested by the NVRPA has decreased by \$6,990 as compared to the FY 2001 contribution. Population projections have been revised, resulting in adjustments to each jurisdiction's contribution.

NORTHERN VIRGINIA REGIONAL PARK AUTHORITY

The Park Authority's FY 2002 capital budget provides for the development of new aquatic features at Cameron Run Pool.

Change in Project from Prior Fiscal Years:

- An decrease of \$6,990 in the annual amount budgeted for the City's share of the Park Authority's capital costs.

TASK TITLE	UNALLOCATED PRIOR-FY	FY 2002 CURRENT	FY 2003 FY + 1	FY 2004 FY + 2	FY 2005 FY + 3	FY 2006 FY + 4	FY 2007 FY + 5	TOTAL
CONTRIBUTIONS	0	279,343	279,343	279,343	279,343	279,343	279,343	1,676,058
TOTAL PROJECT	0	279,343	279,343	279,343	279,343	279,343	279,343	1,676,058
LESS REVENUES	0	0	0	0	0	0	0	0
NET CITY SHARE	0	279,343	279,343	279,343	279,343	279,343	279,343	1,676,058

PARK IMPROVEMENTS

<u>Subtasks</u>	<u>Priority</u>	<u>Estimated Useful Life of Improvement</u>	<u>Project Manager</u>
ADA Requirements	Essential	Not estimated	Recreation
Athletic Field Improvements	Very desirable	10 years, depending on use	Recreation
Drainage Improvements	Essential	Not estimated	Recreation
Dora Kelley Nature Preserve	Very Desirable	Not estimated	Recreation
Monticello Park	Desirable	Not estimated	Recreation
Playground Renovations	Essential	5 - 10 years, depending on task	Recreation
Ball Court Renovations	Essential	15-17 years	Recreation
Skate Park	Desirable	Not Estimated	Recreation
Timberland/Hillside/Goat Hill Parks	Desirable	Not estimated	Recreation
Windmill Hill Park	Very Desirable	Not Estimated	Recreation

Project Summary: This project provides for a continuing program of renovations and improvements for parks, playgrounds and outdoor recreation areas in the City. Projects are budgeted in response to concerns, needs or changes in the character of the surrounding community. Improvement projects under this program enhance the City's 60 parks for residents while taking proactive steps to reduce the opportunity for crime and vandalism in parks through user-conscious redesign. The elimination of potential safety hazards and the reduction of maintenance requirements also guide renovation efforts. In parks and playgrounds throughout the City, every effort is made to adhere to the safety standards established by the Consumer Products Safety Commission. All new installations are ADA compliant.

ADA Requirements for Parks: Funding at a level of \$25,000 per year is budgeted for meeting ADA accessibility requirements in park play areas. This amount was first included in the FY 2000 CIP in response to the United States Access Board's regulations for playground accessibility. According to the regulations, not only must new playgrounds be ADA accessible, but any renovation to existing play areas must also comply with accessibility requirements. Meeting these requirements will increase the cost of any new play area renovations.

Athletic Field Improvements: \$40,000 is budgeted annually, and this amount has been extended to FY 2007. This money is to replace, on a scheduled and prioritized basis, deteriorated backstops and fencing and to provide grading and irrigation for all 22 ballfields by FY 2007.

PARK IMPROVEMENTS

Drainage Improvements: \$100,000 is budgeted in FY 2002 to improve the drainage in City parks. Many of the City's parks have serious drainage problems that make parks unusable for extended periods of time after inclement weather. Recreation staff will develop a master plan in which each park will be looked at in its totality, and improvements will be performed as part of the individual park's master plan before other permanent amenities or improvements are added. Drainage problems at Hoof's Run, Montgomery and Beech Parks will be addressed.

Skate Park: \$25,000 is budgeted in FY 2002 to do an initial concept plan and architectural design on the feasibility of creating a skate park in the City. This fast growing sport is becoming popular in the City, and participants are seeking a safe and appropriate venue. Future capital costs will be based on location and design.

Tennis and Basketball Court Renovations: \$45,000 per year is budgeted for the renovation and update of the City's outdoor courts. Recreation is responsible for the upkeep of 31 tennis courts at 16 sites and 30 basketball courts at 25 sites throughout the City. These courts are subjected to constant use by residents for general play and by Recreation for classes, programs and special events. In addition, tennis and basketball courts throughout the City are used by neighborhood schools. Many of these courts have not been maintained on a regular schedule and have deteriorated. Renovations will include patching or replacing surfaces, drainage work, fencing, grading and color coding. The current life expectancy for surfacing is 15 to 17 years. The schedule, establishing priorities, is being prepared by Park Maintenance, and is based on current condition, utilization, commonality and budgeted resources. This funding will provide for the renovation of three outdoor courts per year.

Dora Kelley Nature Preserve: \$25,000 is budgeted in FY 2002 to improve the nature preserve due to the overgrowth of vegetation and increased sediment. The marsh will be dredged, excess vegetation removed, and the path parallel to the marsh will be resurfaced. Original fencing will be repaired and additional fencing will be installed to protect the flora.

Monticello Park: Prior year unallocated monies, in the amount of \$50,000, remain in the budget for construction of an accessible pedestrian bridge, a retaining wall, and native plant re-vegetation.

Playground Renovation: \$60,000 per year is budgeted to cover costs of replacing or repairing deteriorating play equipment, to provide small scale enhancements and to maintain safe play areas in playgrounds throughout the City. The annual budget for playground renovations also includes funding to ensure that the surface area of each of the City's 34 play areas meets Consumer Products Safety Commission standards.

Timberland/Hillside/Goat Hill Parks: The playground areas at these parks have become unsuitable because of deterioration and their location along steep grades. The local community has endorsed the plan to regrade the area, to establish a pedestrian connector, and to install park benches and trash receptacles. Prior year unallocated monies in the amount of \$15,000 remain available for this purpose.

Windmill Hill Park: \$100,000 has been budgeted in FY 2002 for improvements at Windmill Hill Park. Prior plans contemplated the replacement of the seawall used for erosion control and storm water management, irrigation work, relocating the trail that leads out from the tunnel, and the relocation of the volleyball and basketball courts within the park. However, a new planning process, started in FY 2001, will help determine the future improvements at Windmill Hill Park.


PARK IMPROVEMENTS

Change in Project from Prior Fiscal Years:

- ADA requirements for parks in the amount of \$25,000 per year has been extended into FY 2007;
- Athletic field improvements project in the amount of \$40,000 per year has been extended into FY 2007;
- \$100,000 has been budgeted in FY 2002 to improve the drainage in City parks;
- \$25,000 has been budgeted in FY 2002 for the initial concept plan and architectural design on the feasibility of creating a skate park in the City;
- \$45,000 per year has been budgeted for the renovation of the City's 61 outdoor tennis and basketball courts at a rate of three outdoor courts per year;
- \$25,000 has been budgeted in FY 2002 for improvements at Dora Kelley Nature Preserve;
- Annual funding in the amount of \$60,000 per year for Park/Playground renovations has been extended to FY 2007; and
- \$100,000 has been budgeted in FY 2002 for to-be-determined improvements at Windmill Hill Park.

PARK IMPROVEMENTS

TASK TITLE	UNALLOCATED PRIOR-FY	FY 2002 CURRENT	FY 2003 FY + 1	FY 2004 FY + 2	FY 2005 FY + 3	FY 2006 FY + 4	FY 2007 FY + 5	TOTAL
ADA REQUIREMENTS	25,000	25,000	25,000	25,000	25,000	25,000	25,000	175,000
ATHLETIC FIELD IMPROVEMENTS	0	40,000	40,000	40,000	40,000	40,000	40,000	240,000
DORA KELLEY NATURE PRESERVE	0	25,000	0	0	0	0	0	25,000
MONTICELLO PARK	50,000	0	0	0	0	0	0	50,000
PLAYGROUND RENOVATIONS	0	60,000	60,000	60,000	60,000	60,000	60,000	360,000
DRAINAGE IMPROVEMENTS	0	100,000	0	0	0	0	0	100,000
WINDMILL HILL PARK	0	100,000	0	0	0	0	0	100,000
SKATE PARK STUDY	0	25,000	0	0	0	0	0	25,000
BALL COURT RENOVATIONS	0	45,000	45,000	45,000	45,000	45,000	45,000	270,000
TIMBERLAND/ GOAT HILL/ HILLSIDE PARKS	15,000	0	0	0	0	0	0	15,000
TOTAL PROJECT	90,000	420,000	170,000	170,000	170,000	170,000	170,000	1,360,000
LESS REVENUES	0	0	0	0	0	0	0	0
NET CITY SHARE	90,000	420,000	170,000	170,000	170,000	170,000	170,000	1,360,000



RECREATION FACILITIES IMPROVEMENTS

<u>Subtasks</u>	<u>Priority</u>	<u>Estimated Useful Life of Improvement</u>	<u>Project Manager</u>
Ramsay Recreation Center	All subtasks considered very desirable	40 years	Project managers for all projects in this subtask are Recreation and General Services
Recreation Renovations		40 years	
Facilities Needs Assessment		Not Yet Estimated	
Durant Center		40 years	
Jerome "Buddie" Ford Nature Center		40 years	
Public Pools		15 years	

Project Summary: This project provides for the maintenance, renovation, reconstruction and repair of existing recreation centers, including the outdoor recreational areas associated with the centers. In addition, this project provides for the upkeep of tennis courts at school facilities that are maintained by the Recreation Department, and for the maintenance of the City's six outdoor public pools.

William Ramsay Recreation Center: On June 27, 1995, City Council approved the allocation of \$50,000 for the initial concept plan and architectural design for the renovation of the Ramsay Recreation Center. Conceptual design was completed in FY 1998, and the plans were presented to City Council in the context of the FY 1999 - FY 2004 CIP deliberations. The plans were formulated with input from the West End community, the Schools, the Park and Recreation Commission with other interested groups.

\$3,024,500 was allocated for this project in June 1999. An 18,000 square foot facility was designed, which includes a regulation-size gymnasium, meeting space, a computer lab, a dance studio, fitness room, an art room, and a lobby/ game area. Construction began in September of 1999 and the new facility opened to the public in October 2000. No additional monies have been budgeted for this facility. For information on the operating costs at this new facility, please refer to the FY 2002 Proposed Operating Budget (Department of Parks, Recreation and Cultural Activities section).

Recreation Renovations: To address the space and programming needs at the City's heavily-used neighborhood recreation centers and related facilities, the CIP includes \$250,000 per year, from FY 2002 to FY 2007, and \$520,000 in unallocated prior year monies to provide an annual funding stream to address capital needs on a prioritized basis. In addition, \$25,000 has been reallocated from the Charles Houston Recreation Center project.

Renovation work at the City's recreation facilities will be prioritized following an evaluation and analysis of the community needs based on the program planning survey currently underway in the Recreation Department.

RECREATION FACILITIES IMPROVEMENTS

Addendum Table 1 provides some key data regarding each of the City's seven neighborhood recreation centers, by individual facility, including the FY 2002 budget, the staffing levels, the square footage, the number of registered users (FY 2000 data), and description of amenities.

Recreation and Leisure Needs Assessment: \$75,000 has been budgeted in FY 2002 for a recreation and leisure needs assessment. New development in the City and a growing population will place additional demands on many of the Department's already pressed facilities and programs. The assessment will address citizen's requests and City needs concerning facilities, active recreation and will establish priorities and a long term master plan for the Department.

Durant Center: A total of \$2,060,000 has been budgeted for the renovation of this facility. The Center has not been renovated since the 1950's. The Park and Recreation Commission held public hearings to gather citizen comments and input. These comments and input, as well as those from Alexandria Public Schools, were incorporated into the final architectural design of the facility. The building will provide activity space for community and Special Needs recreation as well as multi-purpose space to be shared with Jefferson-Houston School for Arts and Academics during the day. In addition to program areas, the facility will include rehearsal space, a stage, reception desk, meeting rooms, service kitchen, staff offices, store rooms and a community arts office. A total of \$360,000 has been allocated in FY 2001 for the initial facility assessment and architecture and engineering services required for the renovation of this facility. Construction is scheduled to begin in March 2001 with facility completion to be timed with the start of the school year in September 2001.

Jerome "Buddie" Ford Nature Center: A total of \$1,980,000 (\$1.25 million in City monies and \$730,000 in Schools) is budgeted for the renovation of the Jerome "Buddie" Ford Nature Center. This renovation project is a joint effort between the City and the Alexandria Public Schools to design and construct a renovation and expansion project using the gymnasium that was formerly the William Ramsay Recreation Center space, vacated when the recreation program was moved to the new recreation facility. The former gymnasium will be redesigned into a two level facility providing nine additional classrooms for the William Ramsay Elementary School and modern program space for the "Buddie" Ford Nature Center. This renovated and redesigned space will house an interpretive programming room, nature gallery, project room, greenhouse, animal display, holding and feeding areas, projection booth, storage, offices, reception desk and hands-on exhibits.

In addition to the classrooms for school children, the facility will also include a nature/science lab that will be used by the school during weekdays and by the Nature Center for after-school programs and on weekends. The facility is anticipated to go out to bid in the fall of 2001. Construction is anticipated to begin by Winter 2001 and be completed by September 2002.

Public Pools: The annual budget of \$90,000 to renovate and maintain the City's pools has been extended through FY 2007. Projects include white coating the City's two large pools, including the training pools at each facility, and four small pools located at the Nannie J. Lee, Charles Houston, Ewald, and Colasanto Centers. A consultant was retained in the fall of 2000 to study, evaluate and recommend improvements to the City's six outdoor pools. The pool shells, structures, mechanical and filtration systems, decks, bathhouses and amenities were included in this analysis. The results of this study will provide the Department with the data needed to prioritize pool renovations and determine costs which are likely to be in some yet to be determined amount above the \$540,000 in this CIP for its six year period.

RECREATION FACILITIES IMPROVEMENTS

Change in Project from Prior Fiscal Years:

- Annual funding in the amount of \$250,000 per year for Recreation Renovations has been extended to FY 2007;
- \$25,000 has been reallocated from the Charles Houston Recreation project to the Recreation Renovations project in FY 2002;
- \$75,000 has been budgeted in FY 2002 for a Facilities Needs Assessment to address needs and to establish priorities and a long term master plan for recreation facilities and active recreation;
- Annual funding for Public Pools, in the amount of \$90,000 per year, has been extended through FY 2007; and
- An additional \$425,000 in FY 2002 has been budgeted for the City's share of the redesign and renovation of the Jerome "Buddie" Ford Nature Center. This joint project with the Alexandria City Public Schools will convert the former Ramsay Recreation Center gymnasium space into a two level facility providing additional classrooms for the William Ramsay Elementary School and modern program space for the Nature Center.

RECREATION FACILITIES IMPROVEMENTS

TASK TITLE	UNALLOCATED PRIOR-FY	FY 2002 CURRENT	FY 2003 FY + 1	FY 2004 FY + 2	FY 2005 FY + 3	FY 2006 FY + 4	FY 2007 FY + 5	TOTAL
RECREATION CENTER RENOVATIONS	520,800	250,000	250,000	250,000	250,000	250,000	250,000	2,020,800
RECREATION AND LEISURE ASSESSMENT	0	75,000	0	0	0	0	0	75,000
DURANT CENTER	1,100,000	600,000	0	0	0	0	0	1,700,000
JEROME "BUDDIE" FORD NATURE CTR	825,000	425,000	0	0	0	0	0	1,250,000
PUBLIC POOLS	325,000	90,000	90,000	90,000	90,000	90,000	90,000	865,000
CHARLES HOUSTON CENTER	0	0	0	0	0	0	0	0
TOTAL PROJECT	2,770,800	1,440,000	340,000	340,000	340,000	340,000	340,000	5,910,800
LESS REVENUES	0	0	0	0	0	0	0	0
NET CITY SHARE	2,770,800	1,440,000	340,000	340,000	340,000	340,000	340,000	5,910,800

RECREATION FACILITIES IMPROVEMENTS

Addendum Table 1

CITY RECREATION CENTERS	FY 2002 OPERATING BUDGET	FY 2001 STAFFING	SIZE	FY 2000 REGISTRATION	FACILITY FEATURES
Charles Barrett	\$212,839	3 full-time positions and \$81,446 lump sum and part-time money	9,800 square feet	479	Weight room, gymnasium, meeting rooms, kitchen, dance studio, game room, and arts and crafts room
Charles Houston	\$599,149	7 full-time positions (including 3 custodial positions) and \$133,463 lump sum and part-time money	24,302 square feet	1,006	Gymnasium, arts and crafts room, game and meeting rooms, kitchen, and preschool room
Cora Kelly	\$655,787	7 full-time positions (including 3 custodial positions) and \$169,974 lump sum and part-time money	25,840 square feet	1,104	Racquetball/volleyball, gymnasium activities, ceramics/pottery room, arts and crafts room, dance studio, photography lab, preschool room, meeting rooms, game room, adult activities and weight room
Mount Vernon	\$393,798	3 full-time positions and \$137,788 lump sum and part-time money	18,900 square feet	1,068	Gymnasium, art room, game room, meeting room, two multi-purpose rooms, dance/fitness room, control desk, computer room, dark room, activity room, kitchen, locker/changing room
Nannie J. Lee	\$251,942	2 full-time positions and \$120,233 lump sum and part-time money	13,690 square feet	880	Gymnasium, game room, social/activity room, kitchen, fitness room, multi-purpose room, control desk, outdoor patio
Patrick Henry	\$229,868	2 full-time positions and \$75,262 lump sum and part-time money	8,850 square feet	902	Gymnasium, game room, kitchen and meeting room
William Ramsay	\$509,563	4 full-time positions and \$190,704 lump sum and part-time money. Additional staff are recommended for the newly expanded facility.	8,685 square feet	824	Gymnasium and game room



Public Buildings

PUBLIC BUILDINGS

Gadsby's Tavern	134 North Royal Street
Lloyd House	220 North Washington Street
Lyceum	201 South Washington Street
Friendship Fire House	107 South Alfred Street
Black History Resource Museum	638 North Alfred Street
The Vola Lawson Animal Shelter	4075 Eisenhower Avenue
City Hall - Market Square	301 King Street
Courthouse	520 King Street
Flora Krause Casey Health Center	1200 North Howard Street
Health Department	517 North Saint Asaph Street
Impound Office	5249 Eisenhower Avenue
Payne Street Records Center	801 South Payne Street
Public Safety Center	2003 Mill Road
TES Maintenance Facility	133 South Quaker Lane
Torpedo Factory	105 North Union Street
Stabler-Leadbeater Apothecary Museum	105 South Fairfax Street
Union Station	110 Callahan Drive

PRESERVATION OF HISTORIC BUILDINGS

<u>Subtasks</u>	<u>Priority</u>	<u>Estimated Useful Life of Improvement</u>	<u>Project Manager</u>
Gadsby's Tavern	Desirable	25 years	General Services
Lloyd House	Desirable	25 years	General Services
The Lyceum	Desirable	25 years	General Services
Stabler-Leadbeater Apothecary Museum	Desirable	25 years	General Services
Friendship Firehouse	Desirable	25 years	General Services
Black History Resource Center	Desirable	25 years	General Services

Project Summary: This project provides for the preservation of historic buildings in the City, including on-going capital maintenance needs at the City's museum sites.

Gadsby's Tavern: Prior year unallocated monies in the amount of \$735,000 remain in this project for replacement of the American Legion's ballroom floor (\$50,000); foundation repairs (\$35,000); HVAC system replacement (\$85,000); the completion of the roof replacement project at Gadsby's (\$185,000); and brick repointing and repair (\$380,000). Over time and through weathering, brick mortar begins to fail, crack and fall out. If brick repointing is not performed, the brick work will allow moisture to penetrate the building's interior, which would lead to popping bricks and the eventual failure of the wall system. Pointing up is standard practice for any masonry structure. An historic structures report, as required for renovations to an historic structure, was completed in FY 2001. Plans and specifications for all referenced work are scheduled to be issued for bid in FY 2001. In addition, \$200,000 has been budgeted in FY 2002 for the study and installation of a full service elevator at Gadsby's and \$110,000 has been budgeted for required interior and life safety repairs including repairs to stairs (\$9,500), the refurbishment of office areas (\$45,500), restroom refurbishment (\$35,000) and general lighting upgrades (\$20,000).

Lloyd House: The historic collection formerly accommodated at Lloyd House has been moved to the Barrett Library, and this historic building is no longer a part of the library system. According to the plan for reuse of the Lloyd House, it will serve as administrative space for the Office of Historic Alexandria (OHA). The general scope of work is to make the first and second floors usable for OHA staff and for public meeting areas by reinforcing timbers, renovating the rest rooms and installing new carpet and paint. OHA is scheduled to occupy the Lloyd House facility in early FY 2002. The \$290,000 budgeted in FY 2002, in addition to the \$155,000 available (\$60,000 in State funds and \$95,000 in City funds) in prior year unallocated monies, will provide for work on the first and second floors to make it useable.

PRESERVATION OF HISTORIC BUILDINGS

Lyceum: \$38,000 remains budgeted in prior year unallocated monies to provide for the scheduled replacement of the separate HVAC system that supports the first floor museum area. In addition, \$6,500 has been budgeted in FY 2002 to replace the interior sliding partition.

Stabler-Leadbeater Apothecary Museum: Prior year unallocated funding of \$515,000 is for a one-time grant for capital repairs at the Stabler-Leadbeater Apothecary Museum. The repairs are to be phased between FY 2000 and FY 2002. Work on the exterior of the building was largely accomplished during a previous renovation, which was privately funded.

Friendship Firehouse: \$40,000 in prior year unallocated monies remains to provide for a historic preservation study to define the damp wall moisture problem at the Friendship Firehouse. This is an historic structure and any work proposed cannot compromise that historic designation. \$40,000 will help fund the study; however, the cost to correct the problem will be addressed in a future CIP.

Black History Resource Center: \$65,000 in unallocated prior year monies remain to replace the roof at the Robinson Gallery located at the Black History Resource Center. The work is scheduled to begin in early FY 2002.

Change In Project From Prior Fiscal Years:

- An additional \$110,000 has been budgeted in FY 2002 to fund the interior office and life safety repairs and refurbishments at the Gadsby's Tavern in addition to the \$200,000 already planned in FY 2002, for a total of \$310,000.
- An additional \$165,000 has been budgeted in FY 2002 to provide for the Lloyd House renovation and refurbishment project in addition to the \$125,000 already planned in FY 2002, for a total of \$290,000.
- \$6,500 is budgeted in FY 2002 for the replacement of the interior sliding partition at the Lyceum.

PRESERVATION OF HISTORIC BUILDINGS

TASK TITLE	UNALLOCATED PRIOR-FY	FY 2002 CURRENT	FY 2003 FY + 1	FY 2004 FY + 2	FY 2005 FY + 3	FY 2006 FY + 4	FY2007 FY + 5	TOTAL
GADSBY'S TAVERN	735,000	310,000	0	0	0	0	0	1,045,000
LLOYD HOUSE	155,000	290,000	0	0	0	0	0	445,000
LYCEUM	38,000	6,500	0	0	0	0	0	44,500
APOTHECARY MUSEUM	515,000	0	0	0	0	0	0	515,000
FRIENDSHIP FIREHOUSE	40,000	0	0	0	0	0	0	40,000
BLACK HISTORY RESOURCE CENTER	65,000	0	0	0	0	0	0	65,000
TOTAL PROJECT	1,548,000	606,500	0	0	0	0	0	2,154,500
LESS REVENUES	60,000	0	0	0	0	0	0	60,000
NET CITY SHARE	1,488,000	606,500	0	0	0	0	0	2,094,500

THE VOLA LAWSON ANIMAL SHELTER


<u>Subtasks</u>	<u>Priority</u>	<u>Estimated Useful Life of Improvement</u>	<u>Project Manager</u>
Animal Shelter Design and Construction	Desirable	40 years	General Services

Project Summary: This project provides for the construction of a new animal shelter facility in the Eisenhower Valley. The City identified a City-owned site on Eisenhower Avenue near the Cameron Run Regional Park as the location of the new animal shelter. Staff negotiated with the Northern Virginia Regional Park Authority, which leased this City-owned vacant land, to ensure that the lease was amended and the site was available for the new shelter.

Project Description: This project was initiated to construct a new animal shelter that will be in full compliance with State standards. In November 1987 and May 1989, the Commonwealth's Veterinarian conducted evaluations of the existing facility, citing below-standard conditions in the control of airborne disease, sanitation and security.

\$2,819,944 million has been allocated to provide funding for architectural and engineering work and construction for the new animal shelter. Of the total \$2.8 million project budget, the Animal Welfare League of Alexandria is to provide \$600,000 in matching funding and will seek additional contributions to enhance the project above what the base amount can provide, with the net City share totaling \$2.1 million and a private donation to the City for construction of the facility in the amount of \$119,944. Construction is scheduled to start in February 2001 with completion in approximately one year. A nominal sum has been budgeted in the CIP to keep this project active in the event capital funding needs arise in future years.

TASK TITLE	UNALLOCATED PRIOR-FY	FY 2002 CURRENT	FY2003 FY + 1	FY 2004 FY + 2	FY 2005 FY + 3	FY 2006 FY + 4	FY 2007 FY + 5	TOTAL
ENGINEERING & PLANS	0	0	0	0	0	0	5,000	5,000
TOTAL PROJECT	0	0	0	0	0	0	5,000	5,000
LESS REVENUES	0	0	0	0	0	0	0	0
NET CITY SHARE	0	0	0	0	0	0	5,000	5,000



ENERGY CONSERVATION PROGRAM

<u>Subtasks</u>	<u>Priority</u>	<u>Estimated Useful Life of Improvement</u>	<u>Project Manager</u>
Improvements to Public Buildings for Energy Conservation	Very desirable	15 years	General Services

Project Summary: This project provides for energy conservation improvements in City buildings and improvements to provide sufficient energy capacity to meet the increasing demands due to new technology.

Project Description: Significant energy savings are possible through the retrofit of fluorescent lighting in City facilities with electronic ballasts, new efficient tubes, and fixture reflectors. Retrofitting has been completed at the Courthouse, Public Safety Center offices, and Market Square and Courthouse garages. Monies budgeted under this capital project are programmed to provide for the retrofitting of lights at City Hall, the Community Shelter, Chinquapin Recreation Center, Charles Houston Recreation Center, the Transportation and Environmental Services maintenance building, various fire stations, and at other smaller City facilities.

This project includes funding for improvements needed to provide sufficient energy capacity to meet increasing demands due to new technology. During FY 1999, the consulting firm of Einhorn, Yaffee, and Prescott initiated a study of the present and future electrical system requirements to maintain adequate power for assorted equipment including computers, printers, fax machines, copiers, and telephone systems. The consultant's recommendations may result in an increase in future project funding requirements.

Impact on Operating Budget: The City's goal through retrofitting is to achieve a four year payback in the City's capital costs through energy savings in the operating budget. Similarly, the goal of implementing improvements related to technology is to devise the most cost effective combination of technology and electrical systems to minimize the impact of the new operating systems on the City's operating budget.

Change in Project from Prior Fiscal Years:

- There has been no change in funding for this project.

ENERGY CONSERVATION PROGRAM

TASK TITLE	UNALLOCATED PRIOR-FY	FY 2002 CURRENT	FY 2003 FY + 1	FY 2004 FY + 2	FY 2005 FY + 3	FY 2006 FY + 4	FY 2007 FY + 5	TOTAL
LIGHTING/INTERIOR	150,000	0	0	0	0	0	0	150,000
TOTAL PROJECT	150,000	0	0	0	0	0	0	150,000
LESS REVENUES	0	0	0	0	0	0	0	0
NET CITY SHARE	150,000	0	0	0	0	0	0	150,000

MARKET SQUARE RENOVATIONS

<u>Subtasks</u>	<u>Priority</u>	<u>Estimated Useful Life of Improvement</u>	<u>Project Manager</u>
Phase I Renovations	Essential	25 years	General Services
Phase II Renovations	Essential	20 - 40 years	General Services

Project Summary: This project provides \$2.5 million for renovations and improvements to the Market Square Plaza and underground garage to correct problems that are the result of age. Market Square includes a two-level, underground reinforced concrete garage, built in the mid-1960s, and the plaza area, which includes a fountain and several large planters.

Project Description: In January, 1999, the majority of the first phase of reconstruction of the Market Square garage was completed. The thirty-year-old structure had experienced significant structural deterioration due to water infiltration through the roof. Remedial action included replacing the waterproofing membrane underlying the plaza and replacing deteriorated concrete and rebar.

\$100,000 in prior year unallocated monies remains for architectural planning for Phase II of this project, which will include restoration work to the fountain on the plaza. \$2.4 million is budgeted in FY 2002 for the construction associated with the completion of Phase II which will include the completion of all waterproofing, and refurbishment of the deck, planters, fountain and elevator, re-landscaping and associated structural and architectural enhancements.

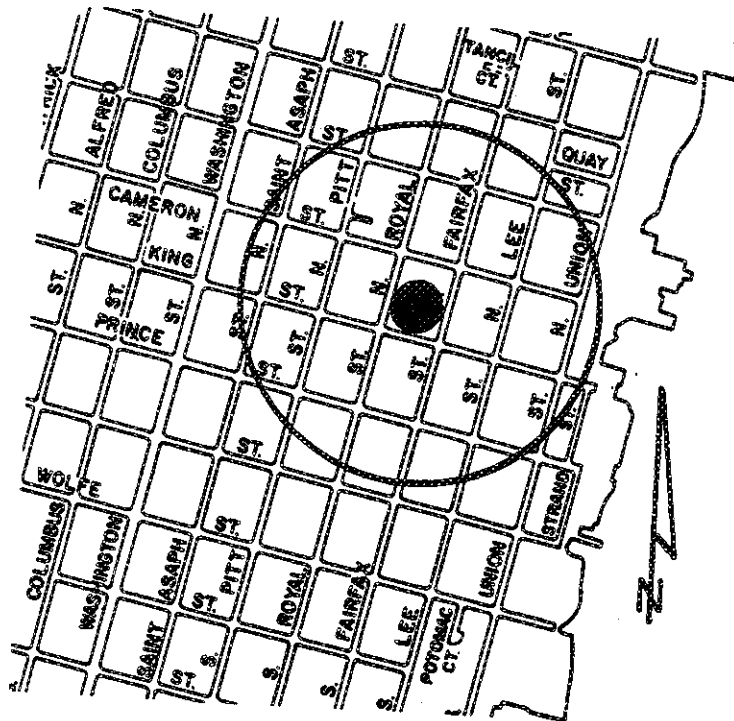
Project Costs to Date: The total allocated to date for Market Square Renovations is \$3,877,267.

Change In Project From Prior Fiscal Years:

- \$2.4 million has been budgeted in FY 2002 for the construction work required for the completion of Phase II, which includes all structural and architectural renovations and improvements associated with the project.

MARKET SQUARE RENOVATIONS

TASK TITLE	UNALLOCATED PRIOR-FY	FY 2002 CURRENT	FY2003 FY + 1	FY 2004 FY + 2	FY 2005 FY + 3	FY 2006 FY + 4	FY 2007 FY + 5	TOTAL
ARCHITECT SERVICES	100,000	0	0	0	0	0	0	100,000
CONSTRUCTION	0	2,400,000	0	0	0	0	0	2,400,000
TOTAL PROJECT	100,000	2,400,000	0	0	0	0	0	2,500,000
LESS REVENUES	0	0	0	0	0	0	0	0
NET CITY SHARE	100,000	2,400,000	0	0	0	0	0	2,500,000



RENOVATION AND MAINTENANCE OF EXISTING CITY FACILITIES

<u>Subtasks</u>	<u>Priority</u>	<u>Estimated Useful Life of Improvement</u>	<u>Project Manager</u>
ADA Accessibility	Essential	25 years	All subtasks in this project are managed by the Department of General Services
Animal Shelter Reuse	Essential	25 years	
Capital Facilities Maintenance Plan	Essential	25 years	
Flora Krause Casey Center	Desirable	25 years	
City Hall	Essential	25 years	
Courthouse	Essential	25 years	
Environmental Compliance	Essential	25 years	
Fire Station Renovations	Essential	25 years	
Health Department/ St. Asaph Street	Essential	25 years	
Impounding Office	Desirable	25 years	
Payne Street Records Facility	Desirable	25 years	
Public Safety Center	Essential	25 years	
T&ES Maintenance Facility	Essential	25 years	
Torpedo Factory Repairs	Essential	25 years	
405 Cameron Street	Essential	25 years	
Human Services Renovations	Desirable	15 years	
T&ES/General Services Truck Wash	Essential	25 years	
Mental Health Residential Facilities	Essential	15 years	
Union Station	Desirable	TBD	

RENOVATION AND MAINTENANCE OF EXISTING CITY FACILITIES

Project Summary: This project provides for on-going renovations and essential capital maintenance needs of various City facilities, including the repair and replacement of major structural components and mechanical equipment. In addition, this project seeks to enhance the physical security of City facilities, to remove physical barriers to persons with disabilities at City facilities, to improve the effective use of City facilities, and to ensure that City facilities meet regulations for environmental compliance.

Access for Persons with Disabilities/Handicapped Accessibility: This project provides funding for planned accessibility improvements at City facilities on an annual, on-going basis including group home facilities for Mental Health/Mental Retardation/Substance Abuse, consistent with federal Americans with Disabilities (ADA) requirements. In FY 2002, \$125,500 will be used to provide for electronic opening devices at doorways required for public use such as conference and meeting rooms at locations City-wide and to bring public restrooms into compliance with signage requirements of the ADA. ADA improvements will be completed as part of the renovation at the Durant Center, Burke Library, Public Safety Center, Lloyd House, and in other City owned buildings. In FY 1998 - FY 1999, the Ramsay House, occupied by the Alexandria Convention and Visitors Association, was renovated to provide access to the lower level of the house so that disabled visitors are able to receive the same tourist information and services available on the upper level. In addition, the restroom facilities located in adjacent space on the lower level were upgraded to meet ADA requirements. In recognition of the annual, ongoing requirement to meet ADA mandates, this ADA project category is funded at \$125,000 in FY 2002, and \$25,000 per year from FY 2003 through FY 2007.

Prior year unallocated monies, in the amount of \$307,896, remain in this project to complete any additional accessibility improvements.

Capital Facilities Plan (CFP): The CFP is a work plan that projects the anticipated timetable and estimated costs of infrastructure and equipment repairs and/or replacements, based on industry standards for life expectancies of equipment and materials that are necessary to adequately maintain the City's physical plant. In some cases, the City's equipment may be retained beyond the standard life expectancy if it is in good operating condition and it is cost-effective to do so. The CFP also provides for the scheduled capital maintenance needs of City facilities, including painting and floor covering (carpet and tile) replacement. The FY 2002 - FY 2007 CFP includes an annual budget of \$215,000 for the painting and wall covering of all City facilities. In addition, the FY 2002 - FY 2007 CFP includes \$150,000 annually to provide for the maintenance, repair, and scheduled replacement of standard floor coverings in all City facilities, based on an estimated ten year life cycle.

The CFP also contains an annual budget of \$120,000 for small scale roof repairs and maintenance at City facilities. Replacement of the roofs of major City buildings is budgeted based on the expected life of the roofing systems and engineering studies on roofing conditions.

City Hall: This project incorporates various tasks to maintain City Hall. \$505,000 in unallocated prior year monies remain for a supplemental HVAC system (\$120,000), roof replacement (\$140,000) and acquisition of an ungraded uninterruptible power source (\$285,000).

Courthouse: \$2,563,000 in unallocated prior year monies remains for the scheduled renovation of the Courthouse garage. This project is an essential part of the downtown parking program, which helps to reduce parking impacts on the residential areas. The renovated parking facility will also contribute to the overall success of the downtown area by

RENOVATION AND MAINTENANCE OF EXISTING CITY FACILITIES

continuing to provide existing businesses with parking and ensuring that new business ventures have access to parking. The garage was built in the early 1980's and a recent consultant study completed by Desman Associates documents age-related deterioration of the post-tensioned concrete structure that could eventually jeopardize the structural integrity of the facility. The restoration plan calls for repair of post-tensioning wires and anchors, corroded reinforcing steel and damaged concrete; replacement of failed expansion joints; installation of additional drains to eliminate ponding water; upgrading garage ventilation to meet current code requirements; improved garage lighting; coating elevated slabs with a protective waterproof membrane; and treating mat slabs with a penetrating sealer.

In addition, \$120,000 is budgeted in FY 2002 to address immediate and long term space needs at the Courthouse. This will provide for high density shelving for the Clerk of the Courts and a long range comprehensive space analysis for the entire Courthouse space. Items identified as a result of this analysis will need to be considered and potentially phased in over a multi-year period as funding permits.

Environmental Compliance: This project provides funding for ongoing, annual renovations, improvements or the acquisition of major capital equipment as required by federal and State environmental regulations. These regulations govern removal and disposal of hazardous materials found in building structures, including asbestos and polychlorinated biphenyls (PCBs), underground fuel tank storage requirements and remediation measures related to leakage, chlorofluorocarbon (CFC) production associated with air conditioning systems, and treatment and disposal systems for hazardous substances used in work processes, as examples.

The removal of asbestos and PCBs has become an integral part of virtually all renovation work conducted in City facilities. In adherence to federal environmental regulations for underground storage tanks, the City must undertake fuel storage upgrade work at fuel pumps at various fire stations, the Motor Equipment Division shop, and the Public Safety Center fuel island. Upgrading the fueling facilities at the Wheeler Street fuel service center was undertaken in FY 1999. Provisions of the Clean Air Act, the Montreal Protocol and the ban on CFC production in 1995 have caused the City to develop a replacement plan for the air conditioning systems at City Hall, the Public Safety Center and the Courthouse. \$475,000 in unallocated prior year monies remains to replace the Public Safety Center air conditioning system and to comply with the Chesapeake Bay Preservation Act, a floor drain filtering structure must be installed at Fire Station 205.

Fire Station Renovations: In the context of the FY 1996 - FY 2001 Capital Improvement Program, a project task was established to provide a multi-year funding plan for essential renovations of the City's eight fire stations. The City's fire stations, on average, are over 42 years old. The Fire Department has completed a comprehensive analysis of the Fire Department's facilities, addressing appropriate station location, equipment needs, privacy for firefighters and staffing levels. Funding in FY 2002 to FY 2006 in this project task is \$226,500 annually. These monies will be available to address the ongoing annual costs of critical renovation requirements of the City's existing stations, which have increased due to inflation and contaminants commonly found in older buildings. An additional \$50,000 is budgeted in FY 2002 for a feasibility study to determine the requirements for a possible new fire station, related to future development of the Eisenhower corridor and Cameron Station.

Flora Krause Casey Health Center: Unallocated prior year funds in the amount of \$90,626 are being held for the potential replacement of the HVAC system (\$75,626) at the Flora Krause Casey Health Center and to provide for essential capital maintenance (\$15,000) at this heavily used facility.

RENOVATION AND MAINTENANCE OF EXISTING CITY FACILITIES

Health Department (St. Asaph Street): The Alexandria Health Department's main facility on St. Asaph Street was constructed 56 years ago, and many of its major systems, including the electrical, plumbing, heating, ventilating and air conditioning systems, are original to the structure or have outlived their useful lives. Also building code and OSHA standards have been substantially updated over the last few decades. Relocation or replacement of this facility is recommended, and a study committee including City and State staff and a representative from the Public Health Advisory Committee is meeting on an ongoing basis to develop a recommendation regarding the relocation or replacement options.

The Committee's work is on-going in FY 2001. A total of \$8,000,000 has been approved for this project, which includes funding for the needs assessment, future studies as well as funding to purchase or build, as well as equip, a new facility. In the event that the recommendation is to replace the existing building, the City would need to provide sufficient funding to ensure that the Health Department's operations will continue during a period of construction.

Detailed architectural work would be initiated once a site or option has been identified and approved by City Council. Appropriate community participation would also occur throughout the site consideration and approval process. In addition to the local funding recommended to enable this project to move forward, the City received \$120,000 from the State of Virginia, which was matched with the City's 45 percent share of \$98,381, allocated in FY 2001, for the Health Department's facility needs. These monies from the State pass through the State/Local Cooperative Budget, which is a part of the Health Department's annual operating budget.

Impounding Office: Prior year unallocated monies (\$10,000) remain in the budget for surveillance equipment and other security measures at the Impound Lot. \$5,000 is budgeted in the out year as an indication that monies may be required in a future CIP for improvements at the Impound Lot.

Payne Street Records Center: Allocations totaling \$476,000 were made in FY 1998, FY 1999 and FY 2001 for a project to modify the existing storage areas at the Payne Street Records Center. Once completed, this project will create an area suitable for Alexandria artifacts that require a controlled climate (temperature and moisture) to ensure the stability of the material, including replacement of the HVAC system, roofing repairs over the print shop and archives area, waterproofing, and improvements to the air quality and air conditioning in the room used by the Registrar of Voters to store voting equipment. In the past, the lack of air conditioning made it difficult to work in the room during the summer months and the high level of dust in the air was a health hazard. \$85,000 in unallocated prior year monies remains for the enhancement of the air conditioning system.

Public Safety Center and Detention Center (Jail): This project task provides prior year unallocated monies of \$600,000, which includes monies for engineering and testing services (\$60,000) related to the structural settling of the building; \$150,000 for repairs in the building due to structural settling and to assure continuous and safe operations at the facility; \$150,000 to address Police space modifications; \$135,000 to address space and capital repair requirements on the detention center side (jail); \$30,000 to provide for the installation of a connection panel and safety switches for the emergency generator; and \$75,000 for the replacement of electronic cell door locks.

\$518,000 has been budgeted in FY 2002 to provide for significant space remodeling work in the second floor area of the Public Safety Center. Remodeling will include \$148,000 for the completion of soundproofing of nine interview and polygraph rooms to ensure

RENOVATION AND MAINTENANCE OF EXISTING CITY FACILITIES

confidentiality; and \$370,000 for the reconfiguration and remodeling of the Criminal Investigations Section (CIS). The CIS section is approximately 3,330 square feet, housing 40 workstations. This work is required to maximize use of the space and to provide for current, updated workstations suitable for computer use. \$149,800 has been budgeted in FY 2002 for needed renovations to the Detention Center (jail) including the medical exam area, storage area, the replacement of the recreation floor and renovations of the showers.

\$4.58 million is budgeted in FY 2003 to correct the first floor slab settlement problem at the Public Safety Building. A study completed in FY 2001 has determined that the slab has settled as much as four inches in some areas since its construction in 1987. The settlement has caused a wave effect in some floor areas, extensive damage to interior finishes, dislocation of door frames, and water ponding in the showers/restrooms area. Stress to mechanical systems can also be detected. The report also concludes that the settlement is the result of on-going consolidation of decaying organic and soft cohesive material in the third soil strata and that further settlement due to decaying material can be expected. The monies budgeted in FY 2003 will provide for the replacement of the current 35,000 square feet slab with a structural slab; the temporary relocation of first floor occupants; and restoration and repairs to the damaged space. Prior year budgets provide \$465,000 to develop the detailed plans and specifications for this major capital project.

Transportation and Environmental Services (T&ES) Maintenance Facility: \$380,000 in unallocated prior year monies remains for capital repairs to the T&ES Maintenance Facility, located at 133 South Quaker Lane. These repairs will include roof replacement, upgrades to the HVAC system, and improvements to the interior space. These unallocated monies will also provide for a study to determine the adequacy of the current facility in relation to use and will include estimated costs for development of a new facility if deemed necessary. Should it be determined that a new facility is desirable, monies would need to be identified and budgeted in future years.

Torpedo Factory Repairs: The City is responsible for all capital building maintenance subsequent to its repurchase of this building in August 1998. The CIP contains monies to address the most critical repair and major maintenance needs. In February 1999, \$160,000 was allocated for painting and restroom renovations. \$226,100 in prior year unallocated monies remains for the repair of the exterior walls, chimney, and replacement flooring and window blinds.

\$70,500 is budgeted in FY 2002 to replace the air handling system and water heater. \$1.38 million is planned in FY 2004 for the replacements of the roof, elevator and HVAC system.

405 Cameron Street: This is a new project not previously included in the CIP. \$325,000 is budgeted in FY 2002 for the renovation of the 405 Cameron Street facility including mechanical and electrical systems, accessibility and life safety requirements. The facility has not been remodeled or upgraded in more the 15 years and is currently targeted for reuse as part of the on-going space program as agencies are relocated to other activities. The Office of Historic Alexandria (OHA) which currently occupies space at 405 Cameron Street is to be relocated to the Lloyd House upon completion of the renovation project at that facility, which will make their current space at 405 Cameron Street re-useable. This project accommodates that re-use.

Human Services Renovation: This is a new project not previously included in the CIP. \$345,000 is budgeted in FY 2002 to provide for the next phase of the first floor remodeling project at the Human Services Department. This work, initiated in FY 2000, provides for a more user friendly environment for the customers of the agency. Specifically, the remodeling

RENOVATION AND MAINTENANCE OF EXISTING CITY FACILITIES

will include flooring and finishes (\$170,000) and systems furniture (\$175,000) for the 5,520 square feet of remaining space.

T&ES/General Services Truck Wash: This is a new project not previously included in the CIP. \$565,000 is budgeted in FY 2002 to provide for a truck wash facility to be located at the Transportation and Environmental Services (T&ES) Department facility located on Quaker Lane. T&ES currently operates a fleet of refuse vehicles. There is no central code compliant facility for the cleaning of these vehicles. General Services must service and repair these vehicles and due to the lack of a sufficient truck wash facility, the service and repair operations are made significantly more difficult and hazardous. This project provides for a 2,475 square foot facility that will enable vehicles to be cleaned professionally in a safe environment, facilitating service and extending the useful life of the vehicles and their components. Also compliance with environmental regulations related to truck wash runoff will be addressed.

Mental Health (MH) Facilities: This is a new project not previously included in the CIP. \$134,785 is budgeted in FY 2002 to provide for the capital replacement and repair requirements at City owned and operated group homes. The Department of General Services, at the request of the Office of Management and Budget, conducted a comprehensive survey of facility conditions at nineteen group homes operated by the City, the Alexandria Community Services Board, and Sheltered Homes of Alexandria. The survey identified approximately \$755,000 in repair and maintenance items at these locations. Therefore, additional funding in the amount of \$62,165 is budgeted in FY 2003, \$114,270 in FY 2004, \$107,400 in FY 2005, and \$62,000 in FY 2006 to address these needs. The Community Services Board will pursue grant or alternative funding for the balance of the requirements.

Union Station: This is a new project not previously included in the CIP. \$170,000 has been budgeted in FY 2002 for the resurfacing of the parking lot, circular driveway, landscaping, exterior painting, completion of brick sidewalks on Callahan Drive and the installation of signage. The acquisition of Alexandria Union Station, used by several operating railroads, including CSX, Amtrak and Virginia Railway Express, was approved by City Council in FY 2001. The transfer of ownership from Commonwealth Atlantic Land Company to the City, including furniture and equipment and surrounding land, occurred in December 2000 at no cost to the City, with the exception of some transactional costs including title insurance premiums and settlement fees. Union Station was acquired by the City to make this important facility and its property an asset of the City and the public thereby ensuring that the historic, 96 year old station and its property are protected, subject only to City government decisions about its usage, and not subject to private owner by-right decisions regarding usage or expansion. Union Station is listed on the National Register of Historic Places, as well as the Virginia Landmark Register. These capital improvements are related solely to the station's current use, as well as to improve its appearance to the adjacent neighborhoods, and as a focal point at one of Old Town's entrances.

RENOVATION AND MAINTENANCE OF EXISTING CITY FACILITIES

Change in Project From Prior Fiscal Years:

- \$100,000 has been budgeted in FY 2002 in for the installation of electronic opening devices at doorways City-wide; and annual funding in the amount of \$25,000 has been extended through FY 2007 to cover costs of compliance with federally mandated ADA requirements;
- Annual funding in the amount of \$485,000 for capital facilities maintenance has been extended to FY 2007;
- \$120,000 has been budgeted in FY 2002 for the installation of high density shelving and a space study at the Alexandria Courthouse;
- Additional funding in the amount of \$50,000 has been included in FY 2002 to provide a requirements study for an additional fire station;
- \$518,000 has been budgeted in FY 2002 for interior space modifications at the Public Safety Center second floor;
- \$4.58 million has been budgeted in FY 2003 to correct the first floor slab settlement problem and related restoration and repairs at the Public Safety Center;
- \$149,800 has been budgeted in FY 2002 for needed renovations at the Detention Center (jail) including the medical exam area, storage area, the replacement of recreation flooring and the renovation of the shower areas;
- \$345,000 has been budgeted in FY 2002 for the next phase of the first floor remodeling project at the Human Services Building;
- \$565,000 has been budgeted in FY 2002 for the construction of a T&ES/General Services Truck wash to provide an environmentally sound and safe environment for facilitating service of refuse vehicles;
- \$325,000 has been budgeted in FY 2002 for the renovation of 405 Cameron Street for re-use by City agencies;
- A total of \$480,620 has been budgeted from FY 2002 to FY 2006 for capital replacement and repairs at City operated group homes; and
- \$170,000 has been budgeted in FY 2002 for minor capital maintenance at Union Station, including the resurfacing of the parking lot and driveway, brick sidewalks on a portion of Callahan Drive, exterior painting, and the installation of signage.

RENOVATION AND MAINTENANCE OF EXISTING CITY FACILITIES

TASK TITLE	UNALLOCATED PRIOR-FY	FY 2002 CURRENT	FY 2003 FY + 1	FY 2004 FY + 2	FY 2005 FY + 3	FY 2006 FY + 4	FY 2007 FY + 5	TOTAL
HANDICAPPED ACCESSIBILITY	307,896	125,000	25,000	25,000	25,000	25,000	25,000	557,896
CAPITAL FACILITIES PLAN	850,000	485,000	485,000	485,000	485,000	485,000	485,000	3,760,000
CITY HALL RENOVATIONS	505,000	0	0	0	0	0	0	505,000
COURTHOUSE	2,563,000	120,000	0	0	0	0	0	2,683,000
ENVIRONMENTAL COMPLIANCE	475,000	0	0	0	0	0	0	475,000
HUMAN SERVICES RENOVATION	0	345,000	0	0	0	0	0	345,000
FIRE STATION RENOVATIONS	0	276,500	226,500	226,500	226,500	226,500	0	1,182,500
FLORA KRAUSE CASEY CLINIC	90,626	0	0	0	0	0	0	90,626
HEALTH DEPARTMENT 405 CAMERON ST RENOVATION	2,381,726	5,000,000	519,893	0	0	0	0	7,901,619
IMPOUND LOT	0	325,000	0	0	0	0	0	325,000
PAYNE STREET CENTER	10,000	0	0	0	0	0	5,000	15,000
PUBLIC SAFETY CENTER	85,000	0	0	0	0	0	0	85,000
DETENTION CENTER (Jail)	465,000	518,000	4,580,000	0	0	0	0	5,563,000
UNION STATION	135,000	149,800	0	0	0	0	0	284,800
T&ES MAINTENANCE FACILITY	0	170,000	0	0	0	0	0	170,000
TRUCK WASH	380,000	0	0	0	0	0	0	380,000
MH RESIDENTIAL FACILITIES	0	565,000	0	0	0	0	0	565,000
TORPEDO FACTORY REPAIRS	0	134,785	62,155	114,270	107,400	62,000	0	480,620
TOTAL PROJECT	226,100	70,500	0	1,380,000	0	0	0	1,676,600
LESS REVENUES	8,474,348	8,284,585	5,898,558	2,230,770	843,900	798,500	515,000	27,045,661
NET CITY SHARE	176,000	0	0	0	0	0	0	176,000
	8,298,348	8,284,585	5,898,558	2,230,770	843,900	798,500	515,000	26,869,661

CITY VISITOR CENTER

<u>Subtasks</u>	<u>Priority</u>	<u>Estimated Useful Life of Improvement</u>	<u>Project Manager</u>
Development of New Visitor Center	Desirable	40 years	Office of Management and Budget

Project Summary: This project funded in FY 2000 provides initial funds for the development of a new visitors center to be operated by the Alexandria Convention and Visitors Association, which would be in addition to the Ramsay House, and for capital investment in tourism promotion.

The Alexandria Convention and Visitors Association is a membership-based organization consisting of the City government, the hospitality industry, retail businesses, restaurants, and other individuals and groups with an interest in the City's tourism and hospitality industries. The mission of the ACVA is to promote the facilities, restaurants, attractions, retail businesses and events of the City in order to maximize tax revenues and to share the unique heritage of the City with visitors.

Project Description: A total of \$374,000 in prior year unallocated monies at the time of CIP publication remained in the capital budget. The allocation of some of these funds may occur in FY 2001 if City Council authorizes City staff to proceed with a consultant study related to feasibility, economic impact and location of the new Visitors Center.

Change In Project From Prior Fiscal Years:

- There has been no change in the funding for this project to date.

TASK TITLE	UNALLOCATED PRIOR-FY	FY 2002 CURRENT	FY 2003 FY + 1	FY 2004 FY + 2	FY 2005 FY + 3	FY 2006 FY + 4	FY 2007 FY + 5	TOTAL
VISITOR CENTER/ TOURISM	374,000	0	0	0	0	0	0	374,000
TOTAL PROJECT	374,000	0	0	0	0	0	0	374,000
LESS REVENUES	0	0	0	0	0	0	0	0
NET CITY SHARE	374,000	0	0	0	0	0	0	374,000

Public Safety

NORTHERN VIRGINIA CRIMINAL JUSTICE ACADEMY DRIVER TRAINING TRACK

<u>Subtasks</u>	<u>Priority</u>	<u>Estimated Useful Life of Improvement</u>	<u>Project Manager</u>
Construction of Driver Training Facility	Very desirable	Not applicable at this time	Office of Management and Budget

Project Summary: This project provides for the City's share of the cost of constructing a replacement driver training facility for the Northern Virginia Criminal Justice Academy (NVCJA).

Project Description: The NVCJA provides training, including driver training, to more than 2,000 municipal law enforcement staff in Northern Virginia, including the Cities of Alexandria, Falls Church and Fairfax; the Counties of Arlington, Loudoun and Prince William; and Metro Transit and Airport Authority police. All sworn law enforcement officers in the State of Virginia are required to take driver training during basic training and in-service driver training is also offered.

NVCJA currently operates a driver training facility in Manassas on a lease from the Old Dominion Speedway. However, due to future plans of the ownership of the Speedway, Prince William County is proceeding with the development of a County police and fire training facility on an adjacent site, and the total infrastructure costs of the track will be shared between Prince William County and NVCJA. A nominal sum has been budgeted for the out years until construction cost estimates are available.

Project Costs to Date: The City has contributed \$39,366 for the acquisition of NVCJA property in Prince William County and \$38,067 towards a land use consultant. Each of these payments has been made from the City's operating budget. No capital project allocations for the NVCJA Driver Training Track have been made to date.

Impact on Operating Budget: Operating costs for the new driver training facility have yet to be determined and will be shared by member jurisdictions in proportion to the number of sworn Police/Sheriff staff on each participant's payroll.

Change In Project From Prior Fiscal Years:

- There has been no change in the funding for this project.

NORTHERN VIRGINIA CRIMINAL JUSTICE ACADEMY DRIVER TRAINING TRACK

TASK TITLE	UNALLOCATED PRIOR-FY	FY 2002 CURRENT	FY 2003 FY + 1	FY 2004 FY + 2	FY 2005 FY + 3	FY 2006 FY + 4	FY 2007 FY + 5	TOTAL
CONSTRUCTION	0	0	0	0	0	0	5,000	5,000
TOTAL PROJECT	0	0	0	0	0	0	5,000	5,000
LESS REVENUES	0	0	0	0	0	0	0	0
NET CITY SHARE	0	0	0	0	0	0	5,000	5,000

PEUMANSEND CREEK REGIONAL JAIL

<u>Subtasks</u>	<u>Priority</u>	<u>Estimated Useful Life of Improvement</u>	<u>Project Manager</u>
Capital Contribution	Essential	40 years	Office of Management and Budget

Project Summary: The Peumansend Creek Regional Jail, opened September 7, 1999, as a facility to house low-risk, non-violent inmates in a minimum security setting. The facility is located at Fort A.P. Hill, an Army base in Caroline County, Virginia approximately 50 miles south of Washington, D.C. In September 1994, City Council approved the Service Agreement establishing the financial and operational commitments of the member jurisdictions regarding the design, construction and operation of the jail. The Virginia local governments whose governing bodies have agreed to participate in the regional jail include the Cities of Alexandria and Richmond and the Counties of Arlington, Caroline, Loudoun and Prince William.

Project Description: During FY 1989, the Northern Virginia Chief Administrative Officers and Sheriffs' Task Force approved a feasibility study for constructing a regional minimum security facility to hold sentenced inmates from Alexandria and the Counties of Caroline, Fairfax, Arlington, Prince William and Loudoun. In April 1991, the U.S. Congress passed legislation that would provide for the transfer of 150 acres of land at Fort A. P. Hill to Caroline County for the regional jail. On March 10, 1992, City Council approved Alexandria's participation in this regional facility. In 1994, the U.S. Congress amended the legislation to extend the date to begin construction of the regional jail from April 1995 to April 1997. Although Fairfax County decided not to participate in the regional jail, the City of Richmond subsequently decided to join in this regional effort.

The City entered into an agreement in September 1994 with five other Virginia localities for the construction and operation of a 336 bed regional jail to be located at Fort A.P. Hill in Caroline County. The jail was constructed and is operated by the Peumansend Creek Regional Jail Authority, which was established in 1992. The City is a member of this Authority. The facility was built for approximately \$27 million with 50 percent of the funding to be reimbursed by the Commonwealth, and 50 percent from the six localities. Alexandria is allocated 50 beds, or approximately 15 percent of the 336 beds in the facility. The City's share of the capital cost of this facility is estimated at approximately \$3.2 million in capital and debt service costs over the 20-year period of debt (1997-2016). The Authority issued revenue bonds in the Spring of 1997.

The capital costs reflected in this project are the City's payments based on the actual bond issuance in March 1997. For FY 2002, the City has budgeted a debt service payment of \$186,917.

Project Costs to Date: Prior to the annual debt service payments that began in FY 1998, the City paid a total of \$74,018 for its share of planning and one-time capital contribution costs for this regional facility.


PEUMANSEND CREEK REGIONAL JAIL

Estimated Impact on Operating Budget: In FY 2002, a total of \$479,533 is included in the operating budget (Other Public Safety and Justice Activities) for the City's share of operating budget costs.

Change in Project From Prior Fiscal Years:

- \$186,917 has been budgeted in FY 2002 for the City's annual debt service payment based on the actual bond issuance in March 1997.

TASK TITLE	UNALLOCATED PRIOR-FY	FY 2002 CURRENT	FY 2003 FY + 1	FY 2004 FY + 2	FY 2005 FY + 3	FY 2006 FY + 4	FY 2007 FY + 5	TOTAL
CONTRIBUTIONS	178,792	186,917	182,220	177,421	174,953	169,905	164,755	1,234,963
CONSTRUCTION	0	0	0	0	0	0	0	0
TOTAL PROJECT	178,792	186,917	182,220	177,421	174,953	169,905	164,755	1,234,963
LESS REVENUES	50,000	0	0	0	0	0	0	50,000
NET CITY SHARE	128,792	186,917	182,220	177,421	174,953	169,905	164,755	1,184,963



Traffic Improvements and Rapid Transit

TRAFFIC SIGNAL MAINTENANCE AND TRAFFIC CONTROL COMPUTER

<u>Subtasks</u>	<u>Priority</u>	<u>Estimated Useful Life of Improvement</u>	<u>Project Manager</u>
Traffic Signal Maintenance	Essential	10 - 15 years	T&ES
Traffic Control Computer	Essential	10 - 15 years	T&ES

Project Summary: This project provides for the maintenance and upgrade of the City's traffic control facilities in order to ensure traffic safety and to optimize traffic flow in the City. It also provides for the signalization of intersections that are currently passively controlled with stop or yield signs. In addition, this project provides for the replacement and upgrade of existing traffic control facilities, including the central traffic computer.

Traffic Control Facilities: The annual budget for the installation, replacement and/or upgrade of traffic signal equipment will be used to replace or improve equipment at intersections that require a high level of maintenance. Beginning in FY 2002, an additional \$425,000 has been budgeted to further enhance pedestrian safety and replace or upgrade the existing traffic signal infrastructure and includes the following: \$30,000 per year for the installation of new pedestrian signal heads and the conversion of older style pedestrian signal heads at high pedestrian crossing locations; \$50,000 per year for the installation of internally illuminated way-finding signs on selected arterial roadways; \$250,000 per year for the redesign of selected school crossing access points to improve and enhance school and pedestrian safety; and \$95,000 per year for the replacement of mast arm poles and foundations, at a rate of seven or more per year, in the Old Town area of the City that have deteriorated due to age and exposure.

Traffic Control Computer: The Virginia Department of Transportation (VDOT) has placed a high priority on the need to upgrade traffic signal systems throughout Northern Virginia. The upgrades will provide greater reliability and flexibility for better management of traffic flow, both in peak and off-peak periods, and will contribute toward improving regional air quality. The Intermodal Surface Transportation Efficiency Act of 1991 (ISTEA) established special federal funding for programs that mitigate traffic congestion and improve air quality in non-attainment areas in the United States. Since the Washington metropolitan area is listed as a "serious" non-attainment area for ozone, these special federal funds are available to jurisdictions in the region. These funds are administered by the State. The U.S. Secretary of Transportation has identified traffic signal upgrading as an eligible project for funding. \$2,000,000 in prior year unallocated monies will be used to replace the traffic computer and traffic signal system, of which \$1.5 million is federally funded. This project will consist of two phases. Phase I, which includes the installation of the new traffic computer and traffic computer room upgrades will be completed in FY 2001. Phase II, which is the interconnecting of intersections with traffic signals throughout the City to the new traffic computer, will begin in FY 2001 and continue into FY 2003.

TRAFFIC SIGNAL MAINTENANCE AND TRAFFIC CONTROL COMPUTER

Change in Project From Prior Fiscal Years:

- An additional \$425,000 per year, for a total of \$850,000 per year, has been budgeted to further enhance and improve pedestrian safety through the installation of new and replacement pedestrian signal heads, illuminated way-funding signs, and the redesign of school crossing access points. This additional funding will also provide for the replacement of deteriorating mast arm poles at a rate of seven or more per year. Also, \$250,000 per year has been added to improve and enhance selected school access points.

TASK TITLE	UNALLOCATED PRIOR-FY	FY 2002 CURRENT	FY 2003 FY + 1	FY 2004 FY + 2	FY 2005 FY + 3	FY 2006 FY + 4	FY 2007 FY + 5	TOTAL
TRAFFIC CONTROL COMPUTER	2,000,000	0	0	0	0	0	0	2,000,000
FIXED EQUIPMENT REPLACEMENT	50,000	480,000	480,000	480,000	480,000	480,000	480,000	2,930,000
SIGNS/SIGNALS	100,000	370,000	370,000	370,000	370,000	370,000	370,000	2,320,000
TOTAL PROJECT	2,150,000	850,000	850,000	850,000	850,000	850,000	850,000	7,250,000
LESS REVENUES	1,500,000	0	0	0	0	0	0	1,500,000
NET CITY SHARE	650,000	850,000	850,000	850,000	850,000	850,000	850,000	5,750,000

ALEXANDRIA TRANSIT CORPORATION (ATC) BUSES

<u>Subtasks</u>	<u>Priority</u>	<u>Estimated Useful Life of Improvement</u>	<u>Project Manager</u>
Bus Replacement	Essential	10 years	T&ES
Bus Shelters	Essential	20 years	T&ES
ADA Accessible Ramps and Loading Platforms	Essential	20 years	T&ES
DASH Land Acquisition	Essential	Permanent	T&ES

Project Summary: This project provides for the addition and replacement of buses to the DASH fleet, for capital maintenance needs at the DASH facility, and for the installation of bus shelters throughout the City. In addition, it provides for the acquisition of land for a new DASH facility. (Please refer to the operating budget document section on "Transit Subsidies" for additional information on transit funding.)

Bus Replacement: The DASH bus system was implemented in 1984 as a supplement to Metrobus service operating in the City. The original four DASH routes were operated with a fleet of 19 buses. In FY 1990, nine new buses were purchased to provide new DASH bus routes to improve bus connections in the Eisenhower Valley and to the Van Dorn Metrorail station. Additional buses have been purchased since FY 1992, bringing the total DASH fleet as of the end of FY 2000 to 42 buses. This project provides for the phased replacement of older buses so that new buses are available as vehicles reach their average useful life of approximately 12 years.

Four buses are scheduled for replacement in FY 2002 at a cost of \$1.3 million; four buses are scheduled for replacement in FY 2003 at a cost of \$1.3 million; and three buses each year in FY 2004, FY 2005, and FY 2006 at a cost of \$825,000 per year. The purchase of these replacement buses will be fully funded by State Urban Funds reallocated from the King Street Underpass project that was removed from the State's Six-Year Urban Transportation Program, approved by City Council on May 9, 2000.

FY 2002 also includes funding for the replacement of a 10,000 gallon underground fuel storage tank at the DASH facility (\$35,000); wheelchair lift units for buses (\$48,000); and a wheelchair swing unit used for major wheelchair lift repairs for buses (\$14,000). FY 2003 includes funding for the purchase of electronic destination signs for buses (\$45,000).

DASH Land Acquisition: On January 22, 2000, City Council authorized staff to pursue the acquisition of a site for a new DASH facility to meet current and future system expansion needs. Funding for the site is planned to be from reallocated State urban funds. A total of \$5 million in State funding is budgeted for DASH for land acquisition, \$2.5 million in unallocated prior year monies and \$2.5 million in FY 2002. Staff will provide City Council with updated information regarding funding for this project as it becomes available.

ALEXANDRIA TRANSIT CORPORATION (ATC) BUSES

Bus Shelters: This project also provides monies for the replacement of existing bus shelters at various locations throughout the City, and the construction of new bus shelters when new shelter sites are identified and approved by the City. Annual funding in the amount of \$20,000 per year has been extended through FY 2007.

ADA Accessible Ramps and Loading Platforms: \$10,000 per year beginning in FY 2002 is budgeted to provide funding to improve access for persons with disabilities to bus stops throughout the City. Monies will be used for the installation of passenger loading platforms at bus stop locations, or to modify sidewalks and access ramps at or near bus stop locations. These improvements will bring the bus stop locations up to Americans with Disabilities Act (ADA) guidelines and provide better access to and from bus stops along the public right-of-way. Most of these improvements are for locations along pedestrian pathways that lead to and from a number of public facilities as well as bus stops. The absence of access ramps and sidewalks along bus stop routes makes pedestrian travel for persons who use wheelchairs and other mobility aids difficult and dangerous. Also, without access ramps, it becomes increasingly difficult for elderly persons who have diminished ranges of mobility to negotiate curbs at street intersections. The absence of passenger boarding platforms at bus stops makes boarding and alighting from buses difficult and dangerous for persons who use wheelchairs and other mobility aids. It should be noted that on February 22, 2000, City Council approved the use of \$30,000 in Community Development Block Grant monies to provide funding to install access ramps, sidewalks, and concrete pads to make bus stops more accessible.

Project Costs to Date: The total amount allocated to date for this project is \$7,153,401 including \$1,208,985 allocated to purchase buses, and \$376,940 allocated for the land purchase and environmental assessment for a 1.5 acre DASH bus parking site. The costs associated with the land purchase and bus replacements budgeted in this CIP (FY 2002-FY 2007) are reimbursable from State Urban Funds.

Change In Project From Prior Years:

- Additional funding for bus replacement: \$362,000 in FY 2002; \$767,000 in FY 2003; \$575,000 in FY 2004; and \$825,000 per year in FY 2005 and FY 2006.
- \$20,000 in annual funding for bus shelters has been extended through FY 2007;
- \$10,000 in annual funding to provide for the installation of passenger accessible ramps and loading platforms at bus stop locations has been extended to FY 2007; and
- \$2.25 million in State urban funds are included to fund the replacement of buses from FY 2002 to FY 2007, and \$5.0 million in State urban funds are included to fund the purchase of land for a new DASH facility. This \$7.25 million in urban funds originated from the cancellation of the King Street Underpass project in FY 2000.
- \$2.782 million in additional outside State or federal revenue will need to be identified to complete this funding plan primarily in FY 2004 to FY 2006.

ALEXANDRIA TRANSIT CORPORATION (ATC) BUSES

TASK TITLE	UNALLOCATED PRIOR-FY	FY 2002 CURRENT	FY 2003 FY + 1	FY 2004 FY + 2	FY 2005 FY + 3	FY 2006 FY + 4	FY 2007 FY + 5	TOTAL
BUSES	2,689,515	1,362,000	1,267,000	825,000	825,000	825,000	0	7,793,515
BUS SHELTERS	20,000	20,000	20,000	20,000	20,000	20,000	20,000	140,000
ADA ACCESSIBLE RAMPS AND LOADING PLATFORMS	10,000	10,000	10,000	10,000	10,000	10,000	10,000	70,000
SITE PURCHASE	2,500,000	2,500,000	0	0	0	0	0	5,000,000
TOTAL PROJECT	5,219,515	3,892,000	1,297,000	855,000	855,000	855,000	30,000	13,003,515
LESS REVENUES	2,500,000	3,765,000	1,267,000	825,000	825,000	825,000	0	10,007,000
NET CITY SHARE	2,719,515	127,000	30,000	30,000	30,000	30,000	30,000	2,996,515

BUS & RAIL CAPITAL REPLACEMENT/IMPROVEMENT(WMATA CAPITAL)

<u>Subtasks</u>	<u>Priority</u>	<u>Estimated Useful Life of Improvement</u>	<u>Project Manager</u>
Capital Contribution	Essential	Not applicable	T&ES

Project Summary: The Washington Metropolitan Area Transit Authority's (WMATA) bus and rail capital replacement/improvement costs are funded by a combination of federal and State aid and local subsidy contributions. On January 28, 2000, the Federal Transportation Administration (FTA) approved a guaranteed loan of \$600 million for WMATA to begin a 10-year, \$2.3 billion capital improvement program. The loan guarantee is the first to be made possible by the Transportation Infrastructure Finance and Innovation Act of 1998 (TIFIA). WMATA's proposed budget for FY 2001 provides approximately \$674 million of funding for capital replacement and improvement, an increase of \$420 million over the \$254 million budget in FY 2000.

This project provides for Alexandria's estimated \$23.3 million share of the local subsidy contributions for WMATA's Capital Improvement Program (FY 2002 to FY 2007). It should be noted that when this CIP was prepared the WMATA FY 2002 to FY 2007 CIP had not been released. As a result the \$23.3 million is an estimate and will likely increase. (Please refer to the operating budget document section on "Transit Subsidies" for additional information on transit funding.)

Project Description: From 1973 to 1993, Alexandria's share of bus-rail capital replacement costs have been funded with State aid allocated through the Northern Virginia Transportation Commission (NVTC). Beginning in FY 1993, however, State aid allocated through NVTC is not sufficient to cover both the City's local share of the WMATA operating subsidy and the capital contribution. The current WMATA capital replacement and improvement program includes major overhaul and replacement of the aging portions of the transit system, including engine rehabilitation of the oldest rail cars, bus replacement and rehabilitation of some of the older rail stations, but is not keeping pace with the growing requirements of an aging system. WMATA estimates that by FY 2008, federal, State, and local funding will be approximately \$445 million less than what will be needed to meet their capital spending requirement. To address this shortfall, local contributions are being "ramped up" and the FY 2002 - FY 2007 contributions from the City total \$23.3 million, compared to the FY 2001 - FY 2006 total of \$17.5 million. This increase will be primarily offset by the City's receipt of State bond and urban fund revenues through FY 2006. Funding in FY 2007 of \$1.592 million from State urban funds, transportation taxes (if authorized), and new regional bonds will need to be identified and secured. If not, this \$1.592 million funding would need to come from City sources.

Change In Project From Prior Fiscal Years:

- An aggregate increase of \$9.0 million in the amount budgeted for this capital project as compared to the approved FY 2000 - FY 2005 CIP primarily due to a "ramp-up" in local contribution due to increased capital needs to maintain an aging transit system. This increase is partly offset by a total \$4.4 million in revenues from the Northern Virginia Transportation District bonds authorized by the General Assembly.

BUS & RAIL CAPITAL REPLACEMENT/IMPROVEMENT (WMATA CAPITAL)

- The City's share of \$950,000 per year meets the required "maintenance of effort" (based on FY 2000 actuals) now mandated by State law through the amended NVTB bond program (which authorized the Monroe Avenue Bridge project)
- The revenue stream of \$19.742 million shown below is comprised of (in millions):
 - \$ 4.400 in NVTB bonds
 - \$13.750 reallocated urban funds from the canceled King Street Underpass project
 - \$ 1.592 funds to be identified by FY 2007
 - \$ TBD additional for funds for likely higher WMATA CIP
 - \$19.742 Total FY 2001 to FY 2007

TASK TITLE	UNALLOCATED PRIOR-FY	FY 2002 CURRENT	FY 2003 FY + 1	FY 2004 FY + 2	FY 2005 FY + 3	FY 2006 FY + 4	FY 2007 FY + 5	TOTAL
BUS/RAIL CAPITAL	2,100,000	2,591,752	2,250,000	3,650,000	4,950,000	4,950,000	4,950,000	25,441,752
TOTAL PROJECT	2,100,000	2,591,752	2,250,000	3,650,000	4,950,000	4,950,000	4,950,000	25,441,752
LESS REVENUES	2,100,000	1,641,752	1,300,000	2,700,000	4,000,000	4,000,000	4,000,000	19,741,752
NET CITY SHARE	0	950,000	950,000	950,000	950,000	950,000	950,000	5,700,000

RAIL RAPID TRANSIT (103 MILE RAIL SYSTEM COMPLETION)

<u>Subtasks</u>	<u>Priority</u>	<u>Estimated Useful Life of Improvement</u>	<u>Project Manager</u>
Capital Contribution Agreement	Essential	Not applicable	T&ES

Project Summary: Alexandria is a member of the regional Washington Metropolitan Area Transit Authority (WMATA) and has entered into several contracts to provide local contributions to WMATA to match federal grants for system construction. The most recent contract (ICCA-V), which was approved by City Council on January 25, 1992, provides for the completion of the final 13.5 miles of a 103-mile Metrorail system. (Please refer to the operating budget document section on "Transit Subsidies" for additional information on transit funding.)

Project Description: Since 1970, the Interim Capital Contributions Agreements (ICCA) have assigned the scheduling of projects and the local funding match required to construct the 103-mile Metrorail Adopted Regional System. The Fifth Interim Capital Contributions Agreement (ICCA-V) became necessary when Congress approved a \$1.3 billion federal contribution for Metrorail construction to be matched with \$800 million in local funds. In July 1991, WMATA approved a fast track program designed to complete construction of the final four operating segments of Metrorail (Franconia-Springfield, Glenmont, Mid-City Line and Branch Avenue) within the authorized funding level, leaving the Branch Avenue Yard and additional rail cars as the only portions of the program that are yet to be funded. WMATA's "fast track" construction schedule allowed for the completion of the 103-mile system in FY 2001. This program is based on federal appropriations reaching \$200 million annually during most of the eight-year life of the Congressional legislation that authorizes the Metrorail construction.

Under the ICCA-V agreement, the City committed to funding requirements totaling \$21.0 million to complete the final 13.5 miles of the 103-mile Metrorail system, subject to annual appropriations by City Council. The Local Funding Agreement (LFA), between the City and WMATA, which was approved by City Council in June 1992, outlines the annual cash outlays required to match anticipated construction expenditures. The LFA extends the cash outlay requirements until FY 2002. While the ICCA-V agreement establishes the basic rail construction schedule and specifies the annual levels of funding that the jurisdictions must obligate to match the expected federal grant, the LFA specifies the annual cash outlays required to match anticipated expenditures. The estimates of the City's share of rail construction costs below reflect the anticipated cash outlay requirements under the current construction schedule. The cash outlay requirements provide a better budget estimate than the funding commitments because cash outlays are based on actual construction costs and the timing of the construction contracts. One unknown at this point in time will be the cost or credit that the City may have in the future when there is a settling-up of the local share costs for the 103-mile system.

Change In Project From Prior Fiscal Years:

- There has been no change in this project.

RAIL RAPID TRANSIT (103 MILE RAIL SYSTEM COMPLETION)

TASK TITLE	UNALLOCATED PRIOR-FY	FY 2002 CURRENT	FY 2003 FY + 1	FY 2004 FY + 2	FY 2005 FY + 3	FY 2006 FY + 4	FY 2007 FY + 5	TOTAL
CONTRIBUTIONS	1,391,520	0	0	0	0	0	0	1,391,520
TOTAL PROJECT	1,391,520	0	0	0	0	0	0	1,391,520
LESS REVENUES	0	0	0	0	0	0	0	0
NET CITY SHARE	1,391,520	0	0	0	0	0	0	1,391,520

Streets and Bridges

STREETS AND BRIDGES

Potomac Yard Road/Bridge Improvements	Monroe Avenue Bridge/Route 1
Bridge Repairs and Maintenance	City-wide
Cameron Run Flood Control Tunnels	Cameron Run at CSX Tracks
King and Beauregard	Intersection of King and Beauregard Streets
King Street Metro Station Area	King Street at Diagonal Road
Mill Road Realignment	Mill Road
Sidewalk, Curb and Gutter Program	City-wide
Street and Pedestrian Improvements	City-wide
Undergrounding of Utilities/Street Lighting	City-wide
King Street/Bradlee Improvements	Intersection of King Street, Quaker Lane, and Braddock Road
Van Dorn Street Safety Improvements	Van Dorn Street between Edsall Road and South Pickett Street
North East Traffic Management Plan	Powhatan Street between Washington Street and Slaters Lane

POTOMAC YARD ROAD AND BRIDGE IMPROVEMENTS

<u>Subtasks</u>	<u>Priority</u>	<u>Estimated Useful Life of Improvement</u>	<u>Project Manager</u>
Potomac Yard Road Improvements	Essential	Permanent	T&ES

Project Summary: This project provides for improved automobile access, vehicle and pedestrian safety, and tasks to enhance the visual character of the Potomac Yard area, consistent with the Alternative Concept Plan conditions approved by City Council on September 8, 1999, when City Council approved the development plan for Potomac Yard.

Project Description: On September 8, 1999, City Council approved the Alternative Concept Plan for the Potomac Yard Development which provides for the straightening of the Monroe Avenue bridge, the construction of the new Potomac Yard "spine" road and the realignment of the Monroe Avenue access to Route 1 and Potomac Yard.

When City Council approved the development plan for Potomac Yard, as part of the deliberations, Council expressed its support for a traffic improvement plan that would entail straightening the bridge. The 2000 General Assembly adopted compromise legislation in transportation funding that authorizes (but left actual funding to be determined) \$14 million for the Monroe Avenue bridge relocation. The developer will submit detailed construction plans and cost estimates for alternate plans to connect the new "spine road" (Potomac Avenue) with Route 1. The City will review the alternate construction plans, cost estimates, and revenue sources in order to determine by June 2001 whether it will assume responsibility for the difference in cost to straighten the bridge.

A total of \$17.359 million has been budgeted in this CIP for these improvements of Potomac Avenue and the relocation of the Monroe Avenue Bridge. \$17.012 million, or 98 percent of the project costs will be State funded, with a City share of \$0.347 million, or two percent.

Change In Project From Prior Fiscal Years:

- \$15,036,500 has been budgeted for Potomac Avenue and Monroe Bridge improvements, \$14,736,260, or 98 percent of the costs will be State funded. The City share is \$300,240, or 2 percent.
- \$2,323,000 in expenditures and \$2,276,540 in revenues budgeted in FY 2002 has been moved from the King and Beauregard Separation project (where a more scaled-down project is likely) and combined with this project in FY 2002.

POTOMAC YARD ROAD AND BRIDGE IMPROVEMENTS

TASK TITLE	UNALLOCATED PRIOR-FY	FY 2002 CURRENT	FY 2003 FY + 1	FY 2004 FY + 2	FY 2005 FY + 3	FY 2006 FY + 4	FY 2007 FY + 5	TOTAL
ROADWAY IMPROVEMENTS	0	7,823,000	3,344,000	3,963,000	2,229,500	0	0	17,359,500
LESS REVENUES	0	7,666,540	3,277,120	3,839,640	2,229,500	0	0	17,012,800
NET CITY SHARE	0	156,460	66,880	123,360	0	0	0	346,700

BRIDGE REPAIRS AND MAINTENANCE

<u>Subtasks</u>	<u>Priority</u>	<u>Estimated Useful Life of Improvement</u>	<u>Project Manager</u>
Bridge Repairs	Essential	15 years	T&ES
Cameron Run Flood Tunnels	Essential	25 years	T&ES

Project Summary: This project provides funding for the maintenance, repair, painting of steel structures, joint sealing, bearing repairs and rehabilitation of bridge decks and structures. The rehabilitation of the Cameron Run flood tunnels is also included in this project.

Bridge Repairs: The City conducts a federally mandated bridge inspection program for in-service bridges and designates safety ratings to the bridges inspected. All bridges in the City are inspected at a minimum of every two years and the results are reported to the State. Industry standards indicate that bridges need to be repainted every 10 to 15 years, while bridge deck reconstruction and rehabilitation may be required every 20 to 25 years. The average age of the City's 28 bridges is 30 years. Signs of deck spalling and cracking are beginning to appear on some bridges, exposing the reinforcing steel. Corrective measures are being taken to forestall the loss of structural integrity before significant deterioration occurs. Bearing repairs, joint sealing, structural and deck rehabilitation work on Telegraph Road bridges over the CSX Railroad and Duke Street are a top priority. Annual funding, in the amount of \$250,000 has been extended to FY 2007.

Cameron Run Flood Control Tunnels: In FY 1977, seven tunnels were built, each of which was 20 feet in diameter, as part of the Cameron Run Flood Control Project, using corrugated galvanized steel liner plates. This type of construction, especially without the use of reinforcing rings, requires considerable maintenance and repair work every 20 to 25 years. During a 1994 inspection, it was found that some deterioration and significant reversal of curvature occurred in tunnels 2, 6, and 7. In the remaining four tunnels, similar problems were also detected, but only at a preliminary stage. Accordingly, monies were budgeted in FY 1996 through FY 1998 to address the critical public safety need to repair these tunnels, given that tunnels 2, 6, and 7 were temporarily supported by timber poles. During FY 1998, further analysis of the structural integrity of the tunnels revealed greater deterioration. As a result, six of the seven tunnels had to be supported by timber poles. In September 1999, \$3,302,000 was allocated for repair and construction work needed to correct the structural integrity of the flood tunnels. The engineering firm of Dr. G. Sauer Corporation was hired to evaluate the condition of the tunnels, design the method by which rehabilitation would be conducted, and be the project manager overseeing the necessary repairs. The engineering and design work is now complete. Construction began in early 2000 and is estimated to last 18 months. Due to the complexity of the rehabilitation design and sensitivity of the project for safety due to the active railroad that runs over the tunnels, Dr. Sauer Corporation is being retained to supervise and manage the construction. During construction, a comprehensive monitoring and inspection program is being followed to stay within the tolerances of settlement imposed by CSX. In order to be within these tolerances, the design may have to be reviewed and modified as the construction proceeds.

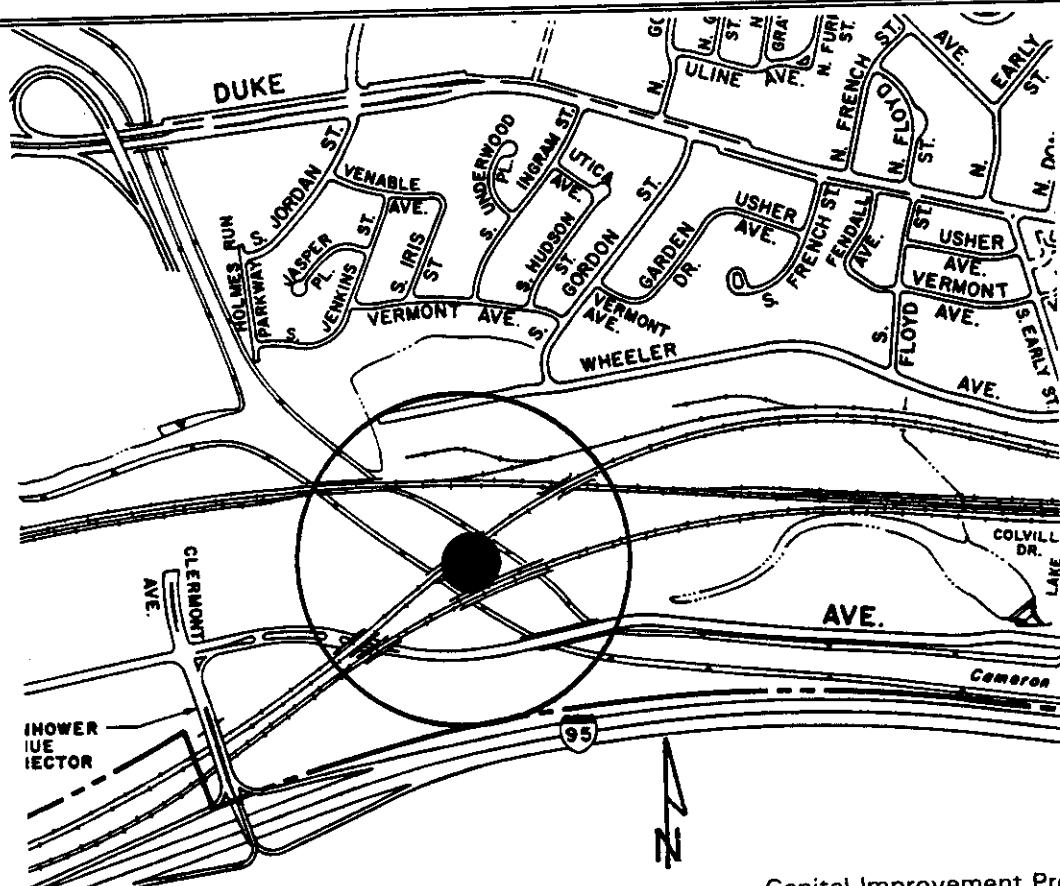
The railroad union safety rules have imposed a rule that a flagman must be on duty during construction at the CSX Railroad site due to the active railroad that runs over the site. \$500,000 has been budgeted in FY 2002 to comply with this rule and to fund any unforeseen costs that may arise during the rehabilitation process.

BRIDGE REPAIRS AND MAINTENANCE

Change In Project From Prior Fiscal Years:

- Annual funding for bridge painting and repair in the amount of \$250,000 per year has been extended to FY 2007; and
- \$500,000 has been budgeted in FY 2002 to provide a flagman, who must be on duty during construction at the CSX site due to the active railroad that runs over the project area; and to fund any unforeseen costs that may arise during the rehabilitation project.

TASK TITLE	UNALLOCATED PRIOR-FY	FY 2002 CURRENT	FY 2003 FY + 1	FY 2004 FY + 2	FY 2005 FY + 3	FY 2006 FY + 4	FY 2007 FY + 5	TOTAL
BRIDGE PAINTING/ REPAIR	375,000	350,000	250,000	250,000	250,000	250,000	250,000	1,975,000
CONSTRUCTION/ TUNNELS	0	500,000	0	0	0	0	0	500,000
TOTAL PROJECT	375,000	850,000	250,000	250,000	250,000	250,000	250,000	2,475,000
LESS REVENUES	0	0	0	0	0	0	0	0
NET CITY SHARE	375,000	850,000	250,000	250,000	250,000	250,000	250,000	2,475,000



KING AND BEAUREGARD INTERSECTION IMPROVEMENTS

<u>Subtasks</u>	<u>Priority</u>	<u>Estimated Useful Life of Improvement</u>	<u>Project Manager</u>
Traffic Flow Improvements	Essential	50 years	T&ES

Project Summary: This project provides for traffic flow improvements at King Street and Beauregard Street.

Project Description: Regional growth and development of the King Street corridor, particularly in Fairfax County, has resulted in increased traffic congestion at the intersection of King and Beauregard Streets. The State conducted a comprehensive transportation study of the Beauregard Street Corridor from Little River Turnpike (Fairfax County) to Arlington Mill Road (Arlington County). The findings and recommendations of the study were presented by the Virginia Department of Transportation (VDOT) staff to the City's Beauregard Street Corridor Task Force in November 1995. The Task Force, made up of representatives of Alexandria, Fairfax County, and Arlington County reviewed the findings and reached consensus that a six-lane, grade-separated alternative for the intersection should be the selected design option.

Based on this direction from the Task Force, VDOT proceeded with the preliminary design for the interchange as a "tight diamond," with King Street passing over Beauregard Street (a separated grade intersection). The project called for King Street to be widened to six lanes with added capacity for ramps to accommodate traffic turning from King Street onto Beauregard Street and Walter Reed Drive.

In June 1997 (based on concerns expressed by Fairlington residents and the Arlington County Board), the Commonwealth Transportation Board directed the VDOT staff to postpone the detailed design of the project until an updated traffic analysis was conducted to verify the need for the selected alternative. VDOT engaged the consultant firm of Michael Baker and Associates in December 1998 to perform this traffic analysis update. In 1999 VDOT put this project on hold at the request of the City until discussions among VDOT, Arlington County, and the City can occur. Over the past year, the City and Arlington County staff have met with VDOT to examine at-grade potential solutions to the traffic problems associated with this intersection. VDOT commenced a study to examine redesign alternatives for this intersection during fall/winter 2000-2001. The total project funds set aside and to date are \$28.9 million, and a City share of \$620,720.

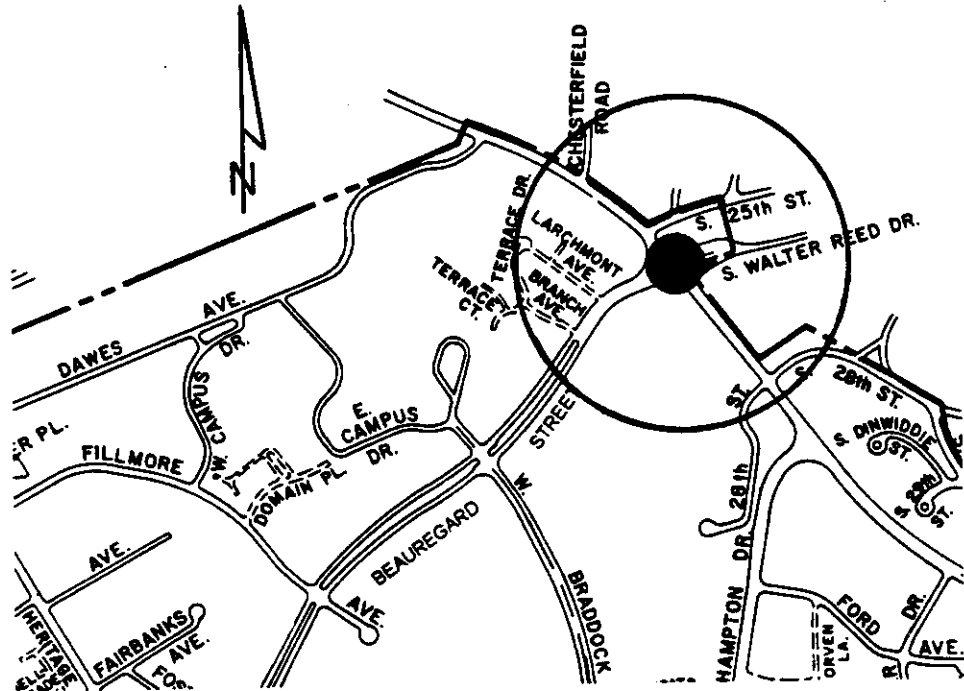
Project Costs to Date: The total allocated to date for the King and Beauregard Grade Separation is \$19,600.

Change In Project From Prior Fiscal Years:

- FY 2002 funds, in the amount of \$2,323,000 in expenditures and \$2,276,540 in revenues have be reprogrammed to the Potomac Yard Road and Monroe Avenue Bridge Improvement project as the new design alternative is likely to cost less than the separated grade design.

KING AND BEAUREGARD INTERSECTION IMPROVEMENTS

TASK TITLE	UNALLOCATED PRIOR-FY	FY 2002 CURRENT	FY 2003 FY + 1	FY 2004 FY + 2	FY 2005 FY + 3	FY 2006 FY + 4	FY 2007 FY + 5	TOTAL
CONSTRUCTION	28,933,000	0	0	0	0	0	0	28,933,000
TOTAL PROJECT	28,933,000	0	0	0	0	0	0	28,933,000
LESS REVENUE	28,312,280	0	0	0	0	0	0	28,312,280
NET CITY SHARE	620,720	0	0	0	0	0	0	620,720



KING STREET METRO STATION AREA

<u>Subtasks</u>	<u>Priority</u>	<u>Estimated Useful Life of Improvement</u>	<u>Project Manager</u>
King Street Underpass Widening	Under review	50 years	T&ES
Metro Station Area Improvements	Essential	50 years	T&ES
Commuter/ Pedestrian Connections	Essential	50 years	T&ES

Project Summary: The King Street Metro Station Area capital project is intended to: (1) improve bus and pedestrian access to the Metrorail Station; (2) reduce traffic and parking impacts on adjacent areas; (3) provide public open space; and (4) encourage quality development adjacent to the station, in conformance with the City's Master Plan. These improvements, which are detailed in the King Street Station Area Plan that was adopted by City Council in June 1978, include the provision of parking, traffic circulation plans, and a variety of park and streetscape projects.

The timing of these public improvements is dependent on the pace and character of development in the King Street Station area. Staff coordinates with the King Street Task Force, which is comprised of area developers, property owners and retailers, to determine how the timing of public improvements can best be integrated with private development plans. This coordination effort seeks to ensure that public expenditures are matched with private development commitments.

King Street Underpass Widening: This subtask has been removed from the State Six Year Urban Program and the Urban Program funds, in the amount of \$24 million, have been reallocated to purchase land for a new Alexandria Transit Corporation (DASH) facility; to assist in the financing of the King Street Metrorail Station area capital improvements; and to assist in the payment of transit capital expenses of the Washington Metropolitan Area Transit Authority's (WMATA) Capital and City DASH Bus Replacement Programs. This project was canceled due to the severe impacts this construction would have on the adjacent neighborhoods, the limited benefits bridge reconstruction would have for the City and higher priority transportation projects in the City.

KING STREET METRO STATION AREA

King Street Metro Station Area Improvements: The City anticipates receiving federal grant funding in the amount of \$200,000 to extend the Union Station renovation project to include the upgrade of adjacent crosswalks, landscaping and sidewalks. Street improvements, curb and gutter work, and other infrastructure and public space improvements are also included in this project, in accordance with the City's funding commitment to the King Street Task Force. \$3,000,000 in State Urban Funds has been reallocated from the Underpass project to the Area Improvements project. In addition, \$75,618 in City Share and \$128,855 in unallocated prior year monies has also been reprogrammed from the Underpass project. With these reallocated funds, there is now \$75,618 budgeted in FY 2002 and \$329,455 available in prior year unallocated monies to provide funding for King Street Station Area Improvements.

Commuter Pedestrian Connections: The Washington Metropolitan Area Transit Authority has completed the King Street Pedestrian Study and, in conjunction with the King Street Task Force, has developed a list of proposed improvement projects for the King Street station area. Options under consideration include: design and construction of a second entrance at the north end of the Metrorail Station at King Street/Cameron Street/Commonwealth Avenue or other access; station platform extension to Commonwealth Avenue; sidewalk and sign enhancements; crosswalk reconfiguration; bus stop relocation; pedestrian tunnels; and the King Street entrance to the Metro station. In June 1999, City Council prioritized improvement projects under consideration for the King Street Station area and approved an implementation schedule. Total project costs through FY 2007 are budgeted at \$12.2 million. To fund the project, the City has received federal appropriations (totaling \$2 million), State bond funding of \$9.0 million, and accumulated an additional \$585,000 in State Urban Funds designated for pedestrian improvements at King Street Station. The total City share of this project is \$629,912.

Project Costs to Date: The total allocated to date for the King Street Metro Station Area is \$6,051,994.

Change in Project from Prior Fiscal Years:

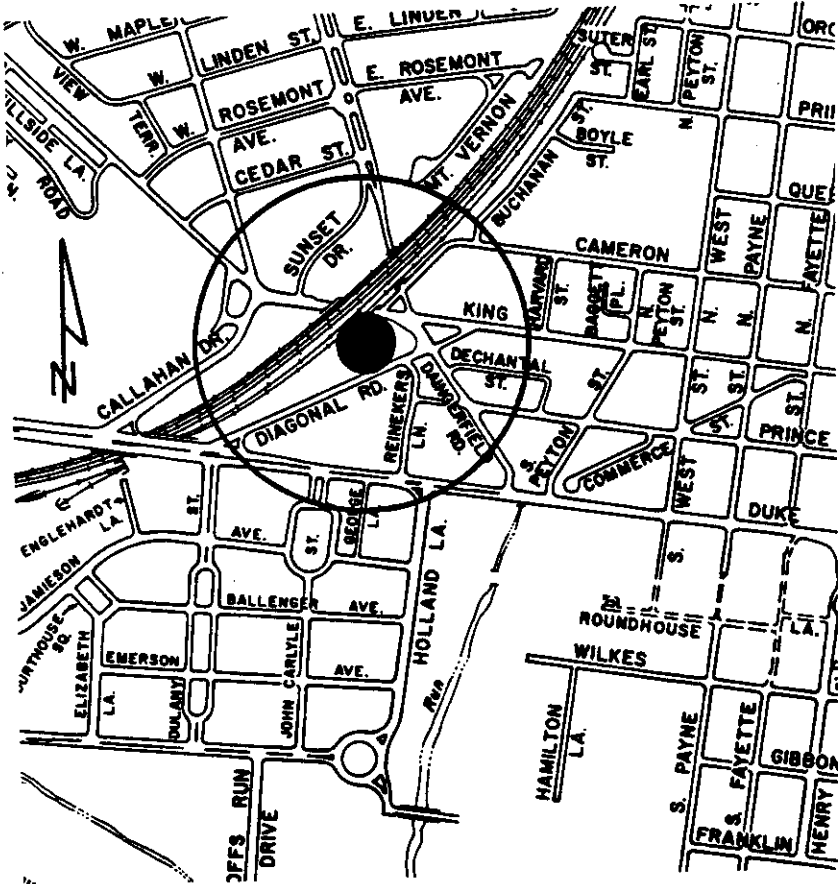
- The King Street Underpass project has been removed from the State Six Year Urban Program and \$24 million in urban funds has been reallocated for DASH transit capital, the King Street Metrorail Station Area Improvement project and WMATA transit capital; and
- \$3 million in urban funds has been reallocated from the Underpass project to the King Street Area Improvement project along with \$75,618 in FY 2002 and \$129,855 in unallocated prior year monies.

KING STREET METRO STATION AREA

TASK TITLE	UNALLOCATED PRIOR -FY	FY2002 CURRENT	FY2003 FY +1	FY2004 FY +2	FY2005 FY +3	FY2006 FY +4	FY2007 FY +5	TOTAL
AREA								
IMPROVEMENTS	529,455	3,075,618	0	0	0	0	0	3,605,073
TOTAL PROJECT	529,455	3,075,618	0	0	0	0	0	3,605,073
LESS REVENUES	200,000	3,000,000	0	0	0	0	0	3,200,000
NET CITY SHARE	329,455	75,618	0	0	0	0	0	405,073

TASK TITLE	UNALLOCATED PRIOR -FY	FY2002 CURRENT	FY2003 FY +1	FY2004 FY +2	FY2005 FY +3	FY2006 FY +4	FY2007 FY +5	TOTAL
COMMUTER/ PEDESTRIAN CONNECTIONS	1,837,000	2,200,000	3,575,000	4,600,000	0	0	0	12,212,000
TOTAL PROJECT	1,837,000	2,200,000	3,575,000	4,600,000	0	0	0	12,212,000
LESS REVENUES	1,482,088	2,200,000	3,300,000	4,600,000	0	0	0	11,582,088
NET CITY SHARE	354,912	0	275,000	0	0	0	0	629,912

KING STREET METRO STATION AREA



MILL ROAD REALIGNMENT

<u>Subtasks</u> <u>Manager</u>	<u>Priority</u>	<u>Estimated Useful</u> <u>Life of Improvement</u>	<u>Project</u>
Phase I Realignment	Essential	25 years	T&ES
Phase II Extension	Essential	25 years	T&ES

Project Summary: The realignment of Mill Road will be funded under the Virginia Department of Transportation (VDOT) Urban System Improvement Program and the City is responsible for two percent of the project cost. This project is being undertaken to remove hazardous curves from a portion of the roadway and to extend the roadway to Eisenhower Avenue.

Phase I Realignment: The existing Mill Road, from approximately Roberts Lane on the east to the Telegraph Road Overpass on the west, will be realigned to remove hazardous curves from the roadway. It is anticipated that construction will extend through FY 2001.

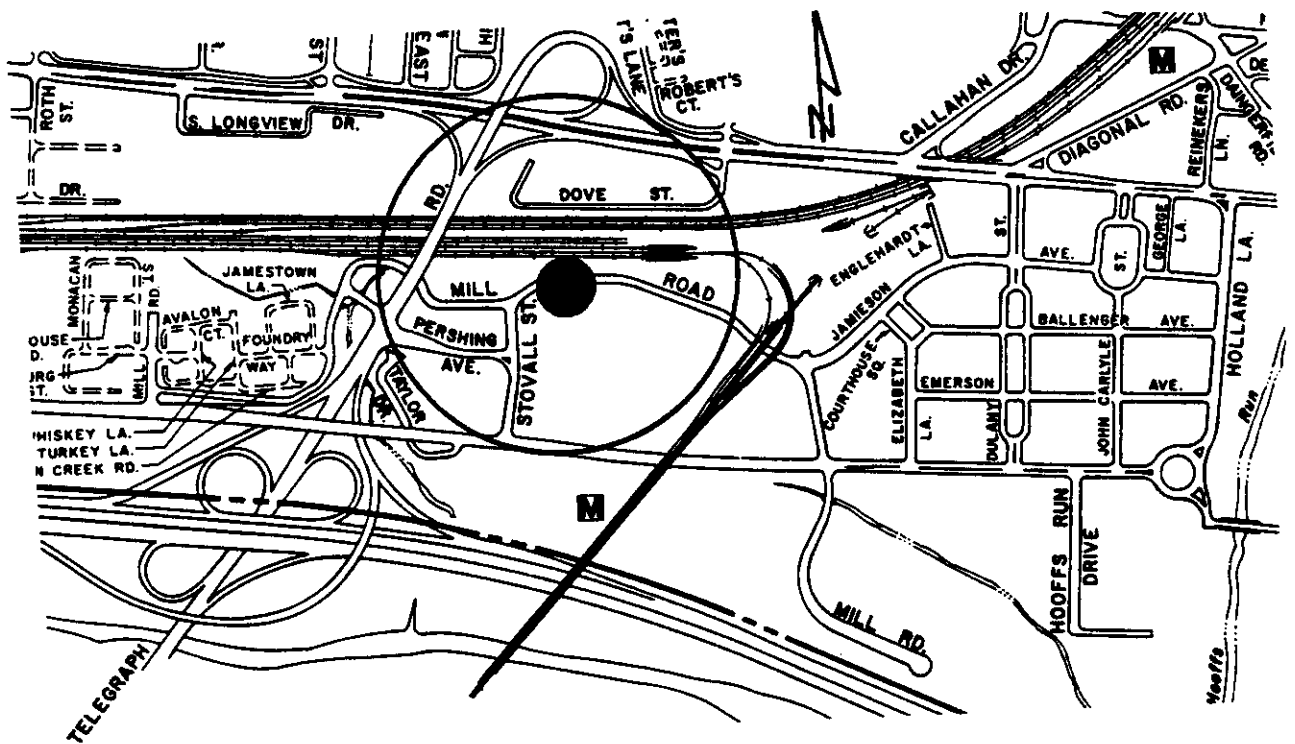
Phase II Extension: This portion of the project extends Mill Road west from the Telegraph Road overpass to Eisenhower Avenue, beyond the new Department of Motor Vehicles (DMV) center. Design for Phase II will be completed in FY 2001, and construction will extend from FY 2001 through FY 2002.

Change in Project From Prior Fiscal Years:

- There has been no change to this project from prior fiscal years.

TASK TITLE	UNALLOCATED PRIOR-FY	FY 2002 CURRENT	FY 2003 FY + 1	FY 2004 FY + 2	FY 2005 FY + 3	FY 2006 FY + 4	FY 2007 FY + 5	TOTAL
CONSTRUCTION	1,450,000	300,000	0	0	0	0	0	1,750,000
TOTAL PROJECT	1,450,000	300,000	0	0	0	0	0	1,750,000
LESS REVENUES	1,421,000	294,000	0	0	0	0	0	1,715,000
NET CITY SHARE	29,000	6,000	0	0	0	0	0	35,000

MILL ROAD REALIGNMENT



SIDEWALK, CURB AND GUTTER PROGRAM

<u>Subtasks</u>	<u>Priority</u>	<u>Estimated Useful Life of Improvement</u>	<u>Project Manager</u>
Construction and Repair of Sidewalks, Curbs and Gutters	Very desirable	25 years	T&ES

Project Summary: This project provides funding for the replacement, construction, and repair of miscellaneous sidewalks, curbs, gutters, crosswalks and access ramps throughout the City. This project, combined as appropriate with the Street and Pedestrian Improvements project, also provides for pedestrian improvements as intersections or areas are identified.

Project Description: In 1970, City Council adopted a policy for constructing sidewalks, on a priority basis, on at least one side of streets that are within 1,000 feet of schools and along major arterial roadways. Under this arrangement, the City pays a portion of the cost for sidewalk construction previously borne entirely by property owners. This project provides for the City's share of these costs. When sidewalks are requested by property owners, the City generally pays 50 percent of the cost for front sidewalks and 75 percent of the cost for side or back sidewalks. An additional \$100,000 has been budgeted in FY 2002 for crosswalk rehabilitation and upgrading.

Change In Project From Prior Fiscal Years:

- An additional \$100,000 has been budgeted in FY 2002 to start crosswalk rehabilitation and upgrades; and
- Annual funding for this project, in the amount of \$100,000, has been extended to FY 2007.

SIDEWALK, CURB AND GUTTER PROGRAM

TASK TITLE	UNALLOCATED PRIOR-FY	FY 2002 CURRENT	FY 2003 FY + 1	FY 2004 FY + 2	FY 2005 FY + 3	FY 2006 FY + 4	FY 2007 FY + 5	TOTAL
CONSTRUCTION	300,000	200,000	100,000	100,000	100,000	100,000	100,000	1,000,000
TOTAL PROJECT	300,000	200,000	100,000	100,000	100,000	100,000	100,000	1,000,000
LESS REVENUES	0	0	0	0	0	0	0	0
NET CITY SHARE	300,000	200,000	100,000	100,000	100,000	100,000	100,000	1,000,000

STREET AND PEDESTRIAN IMPROVEMENTS

<u>Subtasks</u>	<u>Priority</u>	<u>Estimated Useful Life of Improvement</u>	<u>Project Manager</u>
Street Reconstructions	Very desirable	25 years	T&ES
King/Bradlee	Very desirable	25 years	T&ES
Van Dorn Street	Very desirable	25 years	T&ES
Northeast Traffic Plan	Very desirable	25 years	T&ES
Braddock Road	Very desirable	25 years	T&ES
Duke Street	Very desirable	25 years	T&ES
Traffic Calming	Very Desirable	25 years	T&ES
King St/Quaker La/ Braddock Rd Intersection	Very desirable	25 years	T&ES
Slater's Lane	Very Desirable	25 years	T&ES
School Pedestrian Improvements	Very Desirable	25 years	T&ES
Traffic Survey Response	Very Desirable	25 years	T&ES
Parking Meter Replacement	Very Desirable	10-15 years	T&ES

Project Summary: This project provides for reconstruction and rehabilitation of residential streets, extension of streets in conjunction with commercial development, other minor street extensions and widenings, and minor traffic and pedestrian safety improvements at locations throughout the City. Specific street reconstruction or extensions that are a one-year term are also included in this project.

Street Reconstructions: This project supports miscellaneous street reconstruction and rehabilitation projects and streetscaping throughout the City, including street reconstructions and road improvements in the West End of the City. The following streets have been identified for reconstruction in this six year plan:

- Pine Street (Russell Road to Holly Street) \$150,000 in FY 2002;
- Birch Street (Russell Road to Holly Street) \$50,000 in FY 2003;
- Linden Street (Commonwealth Avenue to Northview Terrace), \$165,000 in FY 2002;
- South Union Street (Wilkes Street to Pommander Walk Street), \$200,000 in FY 2002;

STREET AND PEDESTRIAN IMPROVEMENTS

- MacArthur Road (Russell Road to Holly Street), \$50,000 in FY 2003;
- North Frazier Street (Seminary Road to North Frost Street), \$85,000 in FY 2002;
- North Frost Street (North Frazier Street to Lawrence Avenue), \$25,000 in FY 2003;
- Lawrence Avenue (cul-de-sac to dead end), \$150,000 in FY 2004; and
- Tennessee Avenue (Old Dominion Boulevard to Gresham Place to Martha Custis Drive), an additional \$150,000 in FY 2002. \$100,000 was already budgeted in FY 2002 and \$100,000 in FY 2003. The FY 2003 funding has been moved up to FY 2002 for a total of \$350,000. The increase in funding for Tennessee Avenue, between the area of Old Dominion Boulevard and Gresham Place, is due to an unusually wet season in calendar year 2000 which resulted in a greater need for reconstruction on this portion of Tennessee Avenue than originally anticipated.
- Funding had also been approved for street reconstruction in locations where sanitary sewer replacement projects are planned. Funding includes \$150,000 in FY 2002; \$50,000 in FY 2003; and \$150,000 each year from FY 2004 to FY 2007.

The CIP also includes \$236,000 in unallocated monies for West End street improvements, plus \$100,000 in FY 2005 and FY 2007 to ensure the safety of our road infrastructure.

North East Traffic Management Plan: Changes to traffic islands and medians are planned on Powhatan Street between Washington Street and Slater's Lane. This work will be performed in response to concerns expressed by the North East Civic Association regarding commuter traffic in the neighborhood. \$165,000 in unallocated prior year monies remains for this project.

King Street at Bradlee Shopping Center: Owners of the Bradlee Shopping Center, located at the intersection of King Street, Quaker Lane, and Braddock Road, have identified a series of traffic related improvements to their facilities that will improve access and circulation, increase parking and enhance safety in the area. These improvements are estimated to cost \$750,000, and these monies are reflected in prior year unallocated funding for this project. Of this amount, the Virginia Department of Transportation (VDOT) has identified \$600,000 in its six-year spending plan.

Van Dorn Street Safety Improvements: Safety improvements are planned for this very congested area located between Edsall Road and South Pickett Street. The total cost of this project is \$478,500 fully funded by VDOT in its six-year plan.

Traffic Calming: Annual funding of \$400,000 per year has been budgeted to design and construct physical traffic calming measures within the right-of-way to preserve neighborhoods and enhance safety by diverting cut through traffic, lowering prevailing traffic speeds, and highlighting pedestrian crossing areas. Some measures being considered are speed tables, raised intersections, center island narrowing and "bulb-outs" which are physical islands to reduce the distance a pedestrian must travel to cross the street. These traffic measures appropriately designed and constructed, can improve safety and create a more attractive environment for pedestrians, motorists and cyclists, and improve the quality of life for those who live, work and play in the area.

STREET AND PEDESTRIAN IMPROVEMENTS

A study was recently conducted as a pilot program in the Rosemont area to determine the traffic impact to the neighborhood due to the construction of the new Patent and Trademark Office (PTO). The developer of PTO has committed to a contribution of \$200,000 to be paid on July 1, 2001, to assist with the study and remediation costs. In addition, \$200,000 per year in State Urban Funds will also be used to fund the traffic calming project.

Duke Street Traffic and Streetscape Improvements: \$195,000 has been budgeted in FY 2002 for traffic and streetscape improvements on Duke Street from Early Street to Jordan Street. These improvements will include the removal of all signal equipment, the installation of underground conduit, new mast arm poles, the undergrounding of all utilities, and landscaping. This project will provide a safer intersection design, lower maintenance costs and improve the aesthetics of the area.

Braddock Road Improvements: \$200,000 has been budgeted in FY 2002 for improvements to the Braddock Road area between West Street and Mount Vernon Avenue. Phase One of this project would include the improvement of the median and pedestrian elements at the intersection of West Street and Braddock Road by eliminating free-flow right turns and by widening the medians. This project would also include landscaping improvements in medians and adjacent to the roadway.

King Street/Quaker Lane/Braddock Road Intersection: \$150,000 has been budgeted in FY 2003 to study the intersection of King Street, Quaker Lane, and Braddock Road and provide a thorough review of the existing design and traffic flow and recommend steps for redesign to improve the intersection for both motorists and pedestrians. This intersection is currently one of the most congested areas in the City.

Slater's Lane: Funding has been included in FY 2002 and FY 2003 for the redesign and completion of Slater's Lane at Old Town Greens. This redesign amends the current street configuration to adjust to the cancellation of the one-way pair plan. The developer has committed to a \$250,000 contribution in FY 2002 for the City to complete the roadway. The City has included \$50,000 in FY 2003 for railroad upgrades, intersection improvements, sign and signal improvements.

School Pedestrian Improvements: \$100,000 has been budgeted in FY 2002 for pedestrian and traffic improvements at F.C. Hammond Middle School to address approved site plan conditions. These improvements will improve safety for students crossing Seminary Road by installing a traffic light and pedestrian signal heads and will represent the City's direct contribution to the F.C. Hammond renovation and expansion project.

Traffic Survey Response: \$350,000 has been budgeted (\$150,000 in FY 2002 and \$100,000 per year in FY 2003 and FY 2004) to design and construct traffic improvements identified by citizens in a Traffic Survey initiated by City Council.

Parking Meter Replacement: \$450,000 (\$200,000 in FY 2002, \$150,000 in FY 2003, and \$150,000 in FY 2004) has been budgeted for the replacement of parking meters and posts in the Old Town area with new LED meters and posts. The City's parking meters are over twenty years old and are in need of frequent and extensive repair. Replacement parts have also become difficult to obtain as parking meter vendors are fabricating electronic LED type meters. This project would replace the City's approximately 1,000 Old Town area meters over a three year period.

STREET AND PEDESTRIAN IMPROVEMENTS

Change In Project From Prior Fiscal Years:

- Annual funding for Street Reconstructions is now \$190,000 in FY 2002, \$62,500 in FY 2003, \$120,000 in FY 2004, and \$75,000 per year in FY 2005, FY 2006 and FY 2007, for a total of \$527,500. This is an increase of \$127,500 over prior year funding for this project;
- FY 2003 funding of \$100,000 in the West End street reconstruction project has been moved out to FY 2007;
- \$150,000 has been budgeted in FY 2002 for the street reconstruction of Pine Street from Russell Road to Holly Street;
- \$50,000 has been budgeted in FY 2003 for the street reconstruction of Birch Street from Russell Road to Holly Street;
- \$165,000 has been budgeted in FY 2002 for the street reconstruction of Linden Street from Commonwealth Avenue to Northview Terrace;
- \$200,000 has been budgeted in FY 2002 for the street reconstruction of South Union Street from Wilkes Street to Pommander Walk Street;
- \$50,000 has been budgeted in FY 2003 for the street reconstruction of MacArthur Road from Russell Road to Holly Street;
- \$85,000 has been budgeted in FY 2002 for the street reconstruction of North Frazier Street from Seminary Road to North Frost Street;
- \$25,000 has been budgeted in FY 2003 for the street reconstruction of North Frost Street from North Frazier Street to Lawrence Avenue;
- \$100,000 has been budgeted in FY 2002 for traffic and pedestrian improvements on Seminary Road at F.C. Hammond Middle School to improve safety for students crossing the roadway by installing a traffic light and pedestrian signal heads;
- \$450,000 has been budgeted (\$200,000 in FY 2002; \$150,000 in FY 2003 and \$150,000 in FY 2004) for the replacement of 1,000 parking meters and posts in the City's Old Town area with new LED type meters over a three years period;
- \$150,000 has been budgeted in FY 2004 for the street reconstruction of Lawrence Street from the cul-de-sac to the dead end;
- \$400,000 per year, from FY 2002 to FY 2007, has been budgeted to provide for the installation of physical traffic calming measures City-wide with outside funding (LCOR contribution in FY 2002 and State urban funds in FY 2003 and beyond) of \$200,000 per year projected;
- \$195,000 has been budgeted in FY 2002 for traffic and streetscape improvements on Duke Street from Early Street to Jordan Street;
- \$200,000 has been budgeted in FY 2002 for improvements to the Braddock Road area between West Street and Mount Vernon Avenue;

STREET AND PEDESTRIAN IMPROVEMENTS

- A total of \$350,000 has been budgeted for traffic and pedestrian improvements identified by citizens in response to the Traffic Survey initiated by City Council;
- \$150,000 has been budgeted in FY 2003 to study the intersection of King Street, Quaker Lane and Braddock Road; and
- \$50,000 has been budgeted in FY 2003 for railroad crossing upgrades and sign and signal improvements on Slater's Lane at Old Town Greens, in addition the City will receive \$250,000 in developer contributions in FY 2001 to complete Slater's Lane at the same area.

STREET AND PEDESTRIAN IMPROVEMENTS

TASK TITLE	UNALLOCATED PRIOR-FY	FY 2002 CURRENT	FY 2003 FY + 1	FY 2004 FY + 2	FY 2005 FY + 3	FY 2006 FY + 4	FY 2007 FY + 5	TOTAL
STREET RECONSTRUCTIONS	100,000	190,000	62,500	120,000	75,000	75,000	75,000	697,500
WEST END STREET	236,000	0	0	0	100,000	0	100,000	436,000
KING/BRADLEE	750,000	0	0	0	0	0	0	750,000
VAN DORN STREET	478,500	0	0	0	0	0	0	478,500
NORTHEAST TRAFFIC PLAN	165,000	0	0	0	0	0	0	165,000
FILLMORE STREET	400,000	0	0	0	0	0	0	400,000
TENNESSEE AVE	0	350,000	0	0	0	0	0	350,000
BEVERLY DRIVE	120,000	0	0	0	0	0	0	120,000
BRADDOCK ROAD	0	200,000	0	0	0	0	0	200,000
DUKE STREET	0	195,000	0	0	0	0	0	195,000
SLATER'S LANE	0	250,000	50,000	0	0	0	0	300,000
PINE STREET	0	150,000	0	0	0	0	0	150,000
BIRCH STREET	0	0	50,000	0	0	0	0	50,000
MACARTHUR ROAD	0	0	50,000	0	0	0	0	50,000
S. UNION STREET	0	200,000	0	0	0	0	0	200,000
N. FRAZIER STREET	0	85,000	0	0	0	0	0	85,000
N. FROST STREET	0	0	25,000	0	0	0	0	25,000
LAWRENCE STREET	0	0	0	150,000	0	0	0	150,000
RECONSTRUCTION DUE TO SANITARY SEWERS	0	150,000	50,000	150,000	150,000	150,000	150,000	800,000
KING ST/QUAKER LA/BRADDOCK RD INTERSECTION	0	0	150,000	0	0	0	0	150,000
SCHOOL IMPROVEMENTS	0	100,000	0	0	0	0	0	100,000
METER REPLACEMENTS	0	200,000	150,000	100,000	0	0	0	450,000
TRAFFIC CALMING	0	400,000	400,000	400,000	400,000	400,000	400,000	2,400,000
TRAFFIC SURVEY RESPONSE	0	150,000	100,000	100,000	0	0	0	350,000
LINDEN STREET	0	165,000	0	0	0	0	0	165,000
TOTAL PROJECT	2,249,500	2,785,000	1,087,500	1,020,000	725,000	625,000	725,000	9,217,000
LESS REVENUES	1,228,500	450,000	200,000	200,000	200,000	200,000	200,000	2,678,500
NET CITY SHARE	1,021,000	2,335,000	887,500	820,000	525,000	425,000	525,000	6,538,500

UNDERGROUNDING OF UTILITIES/STREET LIGHTING

<u>Subtasks</u>	<u>Priority</u>	<u>Estimated Useful Life of Improvement</u>	<u>Project Manager</u>
Miscellaneous Undergrounding	Very desirable	Permanent	T&ES
Old Town Undergrounding	Very desirable	Permanent	T&ES
Street Lighting	Very desirable	15 years	T&ES

Project Summary: This project provides for the comprehensive undergrounding program in Old Town; and the City's share of undergrounding costs for miscellaneous utility wires in the vicinity of new developments. The conversion and upgrading of existing mercury vapor lights to high pressure sodium vapor lights has been completed on main arterial streets. The project also funds the installation of new street lights per citizen requests.

Miscellaneous Undergrounding: The City shares the cost of undergrounding utilities in the vicinity of new developments. Generally, the City pays the lesser of one-half of the cost for undergrounding or \$50,000, and the developer pays the remainder. Funding to date has provided for a comprehensive program of undergrounding improvements on King Street from Union Street to the King Street Metro Station area. Undergrounding utilities near development on Powhatan Street is underway with monies allocated in FY 1999.

Funding, in the amount of \$25,000 per year, is also included in this project for other costs associated with undergrounding in areas of new development or near City capital projects, such as transformer enclosures.

Old Town Undergrounding: In FY 1992, the City initiated a program to underground utilities in the Old Town Historic District. The area designated to be undergrounded is approximately thirty-six City blocks and is bounded by Union Street, Washington Street, King Street, and Franklin Street. The cost of this program is shared between the City and Virginia Power. The City installs the conduit and perform the appropriate street restoration, while Virginia Power or its contractors install new wiring and equipment and removes the overhead wires and poles. This arrangement is included in the City's thirty-year franchise agreement with Virginia Power. The City has allocated a total of \$1,130,000 to date for Phases I and II of this program, and the City's portion of the undergrounding has been completed in the 100 blocks of Prince, South Fairfax and South Lee Streets, as well as other adjacent areas. Virginia Power completed their portion of the undergrounding work in these areas in the summer of 1994. In addition, some undergrounding work has been completed on South Union Street near Gibbon Street. Phase II of this project, to include the undergrounding of utilities in the 100, 200, 300, and 400 blocks of South Royal Street, the 400 block of Prince Street, and the removal of overhead wires in the 200, 300, and 400 blocks of Prince Street, began construction in June 1996. This phase of the project is currently scheduled for completion prior to the end of FY 2001.

Phase III of this project to include the 200 and 300 block of South Lee Street, the 100 and 200 block of Duke Street and the 100 block of Wolfe Street is currently in the planning stage with construction scheduled to begin in FY 2002.

UNDERGROUNDING OF UTILITIES/STREET LIGHTING

Because the project was suspended while easements were obtained, FY 1999 funding was deferred. Funding was restored to this project beginning in FY 2000, with \$500,000 budgeted annually through FY 2007. Funding for undergrounding in Old Town will be required beyond FY 2007.

Street Lighting - The CIP includes \$25,000 annually for the installation of new street lights Citywide. It is important to note that new street lighting requests are often in response to community interest in enhanced lighting.

Change In Project From Prior Fiscal Years:

- Annual funding amounts have been extended to FY 2007 for each project.

TASK TITLE	UNALLOCATED PRIOR-FY	FY 2002 CURRENT	FY 2003 FY + 1	FY 2004 FY + 2	FY 2005 FY + 3	FY 2006 FY + 4	FY 2007 FY + 5	TOTAL
CONSTRUCTION UNDERGROUNDING	100,000	50,000	50,000	50,000	50,000	50,000	50,000	400,000
TRANSFORMER ENCLOSURES	25,000	25,000	25,000	25,000	25,000	25,000	25,000	175,000
OLD TOWN UNDERGROUNDING	1,400,000	500,000	500,000	500,000	500,000	500,000	500,000	4,400,000
NEW STREET LIGHTING	65,000	25,000	25,000	25,000	25,000	25,000	25,000	215,000
TOTAL PROJECT	1,590,000	600,000	600,000	600,000	600,000	600,000	600,000	5,190,000
LESS REVENUES	0	0	0	0	0	0	0	0
NET CITY SHARE	1,590,000	600,000	600,000	600,000	600,000	600,000	600,000	5,190,000

Sewers

SANITARY SEWER RECONSTRUCTIONS AND EXTENSIONS

<u>Subtasks</u>	<u>Priority</u>	<u>Estimated Useful Life of Improvement</u>	<u>Project Manager</u>
Replacement/ Rehabilitation of Sanitary Sewer Lines	Essential	25 years	T&ES

Project Summary: This project provides for the construction of new sewer mains and the replacement and rehabilitation of old lines as needed. The project also includes funds for the City's share of the cost of sewer extensions required for development. This is an essential infrastructure maintenance project.

Project Description: In FY 1987, the City initiated an on-going program to reline existing leaking sewers in the City, particularly in the Rosemont and Del Ray areas, in order to prevent stormwater infiltration into sanitary sewers during large storms. In FY 1998, \$340,000 was allocated to perform work under this project. Recent sewer projects completed include Beverly Drive, Circle Terrace, Walnut Street, Pine Street, Birch Street, MacArthur Road, Tennessee Avenue and Hemlock Avenue. Relining and repair of existing, aging sanitary sewers is an ongoing need, funded at \$200,000 each year, from FY 2002 through FY 2007 in the CIP. Many future projects for relining are included in the capital plan including Commonwealth Avenue, North Overlook Drive, East Mason Avenue, Enderby Drive, Gildea Drive, Edge Hill Drive, East Glendale Avenue, West Windsor Avenue, South Columbus Street, Mt. Vernon Avenue, Walnut Street, Maple Street, Linden Street, and an additional section of Doris Drive and Chambliss Street.

Sites identified with non-standard existing sanitary sewers that have high maintenance problems that are slated for reconstruction in the upcoming years are:

- Timber Branch Drive: Braddock Road to Timber Branch Parkway;
- West Uhler Avenue: Commonwealth Avenue to Hickory Street;
- Caton Street: Commonwealth Avenue to Hickory Street;
- Groves Avenue: Commonwealth Avenue to Hickory Street;
- Forrest Street: Commonwealth Avenue to Hickory Street;
- Sycamore Street (at Mount Ida Avenue); and
- Hickory Street: Mount Ida Avenue to Forrest Street.

Prior year monies in the amount of \$620,000 remain in the CIP for sanitary sewer construction to address additional sewer work that has been identified on Chapman Street at Commonwealth Avenue, and Mount Vernon Avenue at Walnut and Maple Streets. Construction projects are budgeted at \$40,000 each year from FY 2002 through FY 2007. Beginning in FY 2002, \$180,000 per year through FY 2007 has been budgeted for sewer line reconstruction.

SANITARY SEWER RECONSTRUCTIONS AND EXTENSIONS

\$200,000 was included in the FY 2000 construction budget for completion of two consultant studies. The studies began in FY 1999, with the first year cost being absorbed within existing resources in the capital account for sanitary sewers. The first study includes identification of the sources of excessive infiltration and stormwater inflows in the Four Mile Run Pump Station watershed, and will result in a draft program to reduce these increased sewage flows. Funding to reduce the sewage flows and expanded authority to require that problems on private property be corrected will be addressed once the sources of infiltration and inflow are identified. The second study focuses on the trunk sewer capacity available to the City west of King Street.

Change In Project From Prior Fiscal Years:

- Extend annual funding (\$200,000) for relining of sewers into FY 2007;
- Extend annual funding (\$40,000) for sanitary sewer construction into FY 2007;
- \$180,000 in additional funding each year beginning FY 2002 through FY 2007 for sewer line reconstruction;
- The Holmes Run Trunk Sewer and the Sewer Map Updating projects have been moved to the Sewer Rehabilitation and Pollution Abatement project

TASK TITLE	UNALLOCATED PRIOR-FY	FY 2002 CURRENT	FY 2003 FY + 1	FY 2004 FY + 2	FY 2005 FY + 3	FY 2006 FY + 4	FY 2007 FY + 5	TOTAL
CONSTRUCTION	20,000	220,000	220,000	220,000	220,000	220,000	220,000	1,340,000
RELINING SEWERS	600,000	200,000	200,000	200,000	200,000	200,000	200,000	1,800,000
TOTAL PROJECT	620,000	420,000	420,000	420,000	420,000	420,000	420,000	3,140,000
LESS REVENUES	0	0	0	0	0	0	0	0
NET CITY SHARE	620,000	420,000	420,000	420,000	420,000	420,000	420,000	3,140,000

SEWER REHABILITATION AND POLLUTION ABATEMENT

<u>Subtasks</u>	<u>Priority</u>	<u>Estimated Useful Life of Improvement</u>	<u>Project Manager</u>
Mitigation of Combined Sewer Overflows	Essential	25 years	T&ES
Royal Street Relief Sewer	Essential	25 years	T&ES
Correction of Infiltration/Inflow	Essential	25 years	T&ES
Holmes Run Trunk Sewer	Essential	25 years	T&ES
Sewer Map Update	Essential	As Updated	T&ES
Environmental Restoration	Essential	25 years	T&ES
Leaf-site	Desirable	Not yet estimated	T&ES

Project Summary: This project provides for engineering, planning, design and construction of improvements to the City's combined and separate sanitary sewer systems. The project is required to meet Federal and State regulations for the control of combined sewer overflows (CSO) and separate sanitary sewer overflows (SSO). Additionally, the project will provide flooding and capacity relief in areas where the capacity of existing sewers is insufficient to handle current and projected flows, and ultimately reduce the CSO. By implementing this project, the City will be proceeding in upgrading its sewers infrastructure and bringing it into compliance with federal and State regulations.

Project Description: The City east of the railroad corridor and between Slater's Lane and the Capital Beltway, an area of approximately 500 acres, is served by combined sanitary and storm sewers. During FY 1982, construction was completed on the first two separation projects in the Hooff's Run area (King and Prince Streets). The most recent sewer separation projects, completed in 1990, include the 100, 200 and 300 blocks of North West Street and the 1400 block of Princess Street. The combined sewer mitigation line item does not reflect the full amount of funding necessary to complete the project as additional funding will be needed beyond FY 2007.

During FY 1991, the City hired a consultant to analyze the remaining combined sewer system and propose the most cost-effective methods of eliminating or abating combined sewer overflows (CSOs) in a manner that would comply with Virginia Department of Environmental Quality (VDEQ) and the Environmental Protection Agency (EPA) requirements. The consultant's study was completed in January 1993, and the City submitted its application to VDEQ for a National Pollution Discharge Elimination System (NPDES) permit for the existing CSOs.

The EPA combined sewer overflow policy calls for a two phased approach to address CSOs. Phase One requires CSO jurisdictions to: (1) demonstrate implementation of best available technology/controls to comply with water quality standards under existing conditions through

SEWER REHABILITATION AND POLLUTION ABATEMENT

modeling and monitoring studies; and (2) complete and submit for State approval a comprehensive long-term CSO control plan.

On April 3, 1995, VDEQ issued a Virginia Pollution Discharge Elimination System permit for City CSO discharges. VDEQ also found that current discharges into the Potomac River and Hunting Creek Embayment do not exceed existing water quality standards. This finding was based on results of the City's comprehensive modeling study on CSO area impact. A revised EPA CSO control policy contains a provision that allows avoidance of heavy CSO infrastructure construction costs by demonstrating that less expensive options are sufficient to meet water quality standards. The City's long-term CSO control plan will propose this "demonstration approach" for the Pendleton and Royal Streets overflow points. If compliance with eight other minimum controls is demonstrated in the plan, infrastructure requirements for these outflows may be limited to the control of floatable materials by constructing trash collection racks or similar technology at the outflow points. VDEQ was unable to positively determine whether CSO outflows into Hooff's Run exceed existing water quality standards for copper and zinc. As a result, the City was required to conduct an in-stream monitoring program to determine what, if any, further mitigation action will be necessary. The City submitted a mitigation plan on June 13, 1995, and the plan was approved on September 15, 1997. The monitoring is currently in progress, having been delayed by protracted drought conditions. The City's permit requires the City to proceed with Phase Two by proposing engineering alternatives and demonstrating its state of compliance with the CSO Nine Minimum Controls by specified deadlines. The City's documentation of compliance with the CSO Nine Minimum Controls was submitted to VDEQ on December 31, 1996. A public meeting on engineering alternatives for infrastructure modifications was held in February 1998, and the City's proposed final work plan was submitted to VDEQ in February 1999. On March 15, 1999, DEQ notified the City that the proposed work plan was satisfactory. As required by DEQ, a public hearing on the work plan was held in City Hall on June 29, 1999 and the plan was submitted to DEQ.

In FY 1997, \$100,000 was allocated to fund ongoing studies required by the City's Virginia Pollution Discharge Elimination System (VPDES) permit for Combined Sewer Overflows, including a major compliance study, which was completed and submitted to VDEQ before the deadline of January 1, 1997. Phase Two will involve the implementation of the long-term plan through major infrastructure improvements. This study will be initiated after the City receives necessary guidance from VDEQ.

The City will still be required to periodically monitor the discharges of the four CSO outfalls and receiving waters on a rotating basis followed by computer modeling of the system to determine whether the impacts have changed since the issuance of the original permit. The monitoring includes flow measurement and the analysis of samples taken at CSO outfalls and analyses of samples taken from the receiving waters which includes Oronoco Bay, Hunting Creek and Hoof's Run. The City is also responsible for the connections and reconstructions of overflow structures serving the combined sewer system that discharges to Hoof's Run, which is required to eliminate the possibility of dry weather overflows to Hoof's Run. In addition, the City must evaluate the need to improve the control of solids and floatables discharged from the four outfalls during CSO events. Monitoring information will be used to evaluate whether there is debris in the discharges that requires control beyond that provided by existing diversion weirs and baffles.

There is currently \$1.8 million in prior year monies available for this project in addition to \$2.8 million over six years (FY 2002 through FY 2007).

SEWER REHABILITATION AND POLLUTION ABATEMENT

Correction of Infiltration/Inflow: This project provides for the evaluation of infiltration/inflow conditions in older part's of the City's separate sanitary sewer system. The areas include the sanitary sewer system's tributary to the Commonwealth Interceptor and areas in the Holmes Run sewer service area. During wet weather, infiltration and inflow into these older sanitary sewers have created overload conditions causing basement back-ups. This project will identify leaking sewers and connections which allow excessive infiltration/inflow to enter sewers and correct the problem through the repair of the sewers and removal of down spout connections. Loss of capacity due to infiltration/inflow in the Four Mile Run area (tributary to the Commonwealth Interceptor) at times causes sanitary sewer overflows (SSO) from the Four Mile Run Pump Station. These discharges are prohibited by the Clean Water Act.

The correction program was started in FY 1999 when studies were conducted by the City's consultant in the Four Mile Run sewer service area. This area is a tributary to the Four Mile Run Pumping Station and comprises the upper part of the City served by the Commonwealth Interceptor. As a result of these studies, plans have been developed for field inspections and flow monitoring of the existing sewers. The field inspections include street by street TV investigations of sewers followed by visual investigations of connections employing nondestructive methods such as dye and smoke testing to identify the sources of connections to the existing sewers.

The field work and monitoring will be performed by dividing sewer service areas into sections and proceeding through each section sequentially. The results of this field work will be evaluated to develop remediation projects which are expected to include the relining of sewers, manhole repairs and removal of connections.

This project will also provide for the sequential field evaluations to proceed in the individual sewer service areas followed by a corrective program. Additionally, the project provides for routine relining and repairs to be accomplished as soon as needs are identified by the field inspections. This will allow for repairs to be made concurrently with the field work, thereby reducing infiltration/inflow in as timely a manner as possible.

The corrective program and priorities will be redefined as the results of the field inspections are completed and analyzed.

\$400,000 per year (FY 2002 through FY 2007) has been budgeted for this ongoing program with additional funding likely beyond FY 2007.

Royal Street Relief Sewer: This project, approved in FY 2001, provides for the engineering and construction of a relief sewer to alleviate flooding at the intersection of Pitt and Gibbon Streets. Based on the preliminary findings of the consultant, portions of the combined sewer in areas constructed in the early 1900's are inadequate to carry the storm water flows connected to them.

A total of \$1 million remaining in unallocated prior year monies and a total of \$3.4 million is budgeted in FY 2002-FY 2006 to engineer and construct a relief sewer to alleviate flooding at the intersection of Pitt and Gibbon Streets.

Holmes Run Trunk Sewer: This project provides for continuing work to increase the capacity in the Holmes Run Trunk sewer line that is required to support the rapid development occurring in the Eisenhower Valley. The City is now reviewing a draft engineering report which outlines a number of options for providing additional capacity. Preliminary estimates suggest that \$9 million is required for this project although exact cost and timing will be refined after staff analysis of the engineering report and a review of construction methods and costs. As noted at the City Council Retreat in November 1999, staff will be analyzing sewer

SEWER REHABILITATION AND POLLUTION ABATEMENT

connection fee rates and other development fees in FY 2001 and FY 2002. An increase in the sewer connection fee is projected to help offset a portion of the City's increased capital costs for sewer infrastructure improvements such as the Holmes Run Trunk Sewer. The CIP reflects at least an additional \$100,000 per year in sewer connection revenues. A specific proposed sewer connection fee will be developed for development community review and City Council consideration during this calendar year. It should be noted that the City's existing sewer connection fee rates are significantly less than adjacent jurisdictions.

Sewer Map Update: This project will provide for the mapping of the City's sanitary and storm sewer systems. The City does not have a comprehensive inventory of the existing subterranean sanitary and storm sewer systems. Existing maps were last updated in the 1970's and projects completed since that time are not documented or mapped. Once sanitary sewer and stormwater permit regulations, currently being adopted by the U.S. Environmental Protection Agency, are applied to the City (within the next one to two years), the City will be required to perform much more accurate assessments of the capacity of City sewers and demonstrate compliance with prospective permit requirements. A total of \$1,515,000 is budgeted for this project including \$505,000 in prior year unallocated monies, to provide funds to map the City's storm sewer system, and these maps will be compatible with and become part of the City's Geographical Information System (GIS).

Environmental Restoration: A new project, not previously included in the CIP, this project will provide for the restoration of environmentally sensitive sites within the City that have been significantly altered or require action to reduce pollutants from entering the environment. Specific subtasks of the project will focus on sites close to water sources such as streams, wetlands, the Potomac River, or that have an impact on water quality. In an effort to maximize the benefits of this project, these funds will also be used as matching funds to obtain additional grant funding from various State and federal programs for projects such as this. A total of \$300,000 (\$100,000 in FY 2002, FY 2004, and FY 2006) has been budgeted for this program.

Leaf Site: This project is to replace a damaged fence at the leaf mulch site on Eisenhower Avenue. Funding will also provide for the construction of a sand filter according to Best Management Practices, a driveway apron and the installation of one fire hydrant. The driveway apron must be replaced due to deterioration and is beyond repair. This driveway will accommodate approximately 70 vehicles per day. The fire hydrant is being installed at the request of the Fire Department due to the potential fire hazard of leaf piles. \$80,000 has been budgeted in FY 2002 for this project.

Project Costs to Date: The total allocated to date for Sewer Separation and Pollution Abatement is \$5,650,985.

Change in Project From Prior Fiscal Years:

- The Sewer Separation and Pollution Abatement project has been renamed the Sewer Rehabilitation and Pollution Abatement project;
- A total of \$2.4 million has been budgeted in FY 2002 to FY 2007 for the evaluation and correction of infiltration/inflow problems in the City's separate sanitary sewer system;
- A total of \$2.8 million has been budgeted in FY 2002 to FY 2007 for the mitigation of combined sewer overflows to meet and maintain U.S. Environmental Protection Agency standards;

SEWER REHABILITATION AND POLLUTION ABATEMENT

- The Holmes Run Trunk Sewer project and the Sewer Map Update project have been moved from the Sanitary Sewer Reconstruction/Extension project to the Sewer Rehabilitation and Pollution Abatement project;
- A total of \$300,000 has been budgeted for the restoration of environmentally sensitive sites in the City that have been significantly altered or require action to reduce pollutants from entering the environment; and
- \$80,000 has been budgeted in FY 2002 for the replacement of a fence, driveway and the construction of sand filter at the leaf site on Eisenhower Avenue.

TASK TITLE	UNALLOCATED PRIOR-FY	FY 2002 CURRENT	FY 2003 FY + 1	FY 2004 FY + 2	FY 2005 FY + 3	FY 2006 FY + 4	FY 2007 FY + 5	TOTAL
COMBINED SEWER MITIGATION	1,810,190	950,000	350,000	450,000	450,000	450,000	150,000	4,610,190
CORRECT INFILTRATION/ INFLOW	0	400,000	400,000	400,000	400,000	400,000	400,000	2,400,000
ENVIRONMENTAL RESTORATION	0	100,000	0	100,000	0	100,000	0	300,000
LEAF SITE	0	80,000	0	0	0	0	0	80,000
HOLMES RUN TRUNK SEWER	1,800,000	1,800,000	1,800,000	1,800,000	1,800,000	5,000	0	9,005,000
SEWER MAP UPDATE	505,000	606,000	101,000	101,000	101,000	101,000	0	1,515,000
ROYAL STREET RELIEF SEWER	1,000,000	1,000,000	600,000	600,000	600,000	600,000	0	4,400,000
TOTAL PROJECT	5,115,190	4,936,000	3,251,000	3,451,000	3,351,000	1,656,000	550,000	22,310,190
LESS REVENUES	0	100,000	100,000	100,000	100,000	100,000	100,000	600,000
NET CITY SHARE	5,115,190	4,836,000	3,151,000	3,351,000	3,251,000	1,556,000	450,000	21,710,190

STORM SEWER RECONSTRUCTIONS AND EXTENSIONS

<u>Subtasks</u>	<u>Priority</u>	<u>Estimated Useful Life of Improvement</u>	<u>Project Manager</u>
Extension and Replacement of Storm Sewers	Essential	25 years	T&ES
Lower King Street Storm Sewer	Essential	25 years	T&ES

Project Summary: This project provides for extensions and replacements of storm sewers, for small scale flood control projects and for the reconstruction of deteriorated storm water channels.

Extension and Replacement of Storm Sewers: This continuing essential infrastructure maintenance project is used both for tasks unforeseen at the time of budget preparation and for scheduled projects. This project includes an annual budget of \$200,000 per year for channel restoration work and an additional \$1.6 million has been budgeted in FY 2002 to FY 2007 for storm sewer construction. An additional \$630,000 remain in prior year unallocated monies to address the stabilization of the ditch and storm sewer along Chambliss Street, upgrading the Braddock Road and West Street storm sewer outfall to Hoof's Run, and for several other projects related to deteriorating conditions and new developments. Reconstructing the sewers in the Braddock Road and West Street intersection will relieve the flooding at the intersection of Braddock Road and West Street that is caused by insufficient storm sewer capacity. An additional \$150,000 in FY 2003 is budgeted for this project. \$70,000 is also included for the reconstruction of the storm sewer outfall at Princess and North Union Streets; \$95,000 is budgeted in FY 2002 for the replacement of the 72 inch CM pipe at Edsall Road and Cameron Station that has shown signs of potential structural failure.

Storm sewer projects to be addressed in this CIP are:

- The reconstruction of a storm water retention facility located at Edsall Road in the Cameron Station area (\$95,000 in FY 2002);
- The upgrading of storm sewers at the intersection of Commonwealth Avenue and Glebe Road and related storm sewer outfalls to Four Mile Run (\$80,000 in FY 2002);
- The reconstruction of Princess Street storm sewer outfall from Union Street to the Potomac River (\$70,000 in FY 2002);
- The construction of new storm sewers to upgrade the drainage in the Frazier Street(\$250,000 in FY 2002), Frost Street (\$100,000 in FY 2003), and Lawrence Avenue area (\$150,000 in FY 2004);
- Storm sewer reconstruction at Braddock Road and West Street (\$150,000 in FY 2003);
- Extension of storm sewers to accommodate alley upgrading (\$125,000 in FY 2002); and
- The reconstruction of drainage systems at King Street and the CSX Railroad overpass (\$75,000 in FY 2002).

STORM SEWER RECONSTRUCTIONS AND EXTENSIONS

Change In Project From Prior Fiscal Years:

- Annual funding for channel restoration, in the amount of \$200,000, has been extended through FY 2007;
- The Oronoco Outfall project has been moved from the storm sewer reconstruction project to become its own separate project;
- An additional \$1,631,500 in FY 2002 to FY 2007 for storm sewer reconstruction and extensions projects noted above.

TASK TITLE	UNALLOCATED PRIOR-FY	FY 2002 CURRENT	FY 2003 FY + 1	FY 2004 FY + 2	FY 2005 FY + 3	FY 2006 FY + 4	FY 2007 FY + 5	TOTAL
CHANNEL RESTORATION	600,000	200,000	200,000	200,000	200,000	200,000	200,000	1,800,000
CONSTRUCTION	630,000	1,106,500	678,000	398,000	203,000	203,000	203,000	3,421,500
TOTAL PROJECT	1,230,000	1,306,500	878,000	598,000	403,000	403,000	403,000	5,221,500
LESS REVENUES	0	0	0	0	0	0	0	0
NET CITY SHARE	1,230,000	1,306,500	878,000	598,000	403,000	403,000	403,000	5,221,500

ORONOCO OUTFALL

<u>Subtasks</u>	<u>Priority</u>	<u>Estimated Useful Life of Improvement</u>	<u>Project Manager</u>
Oronoco Street Outfall	Essential	25 years	T&ES

Project Summary: This project provides funding to address the ground contamination at the Oronoco Sewer Outfall.

Project Description: \$1.6 million in FY 2002 and \$1.4 million in FY 2003 is budgeted to address ground contamination at the Potomac River Oronoco Street Outfall caused by coal tar contaminants from the former City (and then Washington Gas) owned Alexandria Gas Works that operated in the 19th and 20th centuries. \$250,000 in prior year unallocated funding transferred from the Environmental Compliance project to the Oronoco Street Sewer Outfall in FY 2001 is also available. The City has been accepted into the Virginia Voluntary Remediation Program for the site with the Virginia Department of Environmental Quality (VDEQ). The City has retained an environmental consultant to study the extent of contamination and to develop and implement a remediation program to clean up the site. Washington Gas is working cooperatively with the City on this matter.

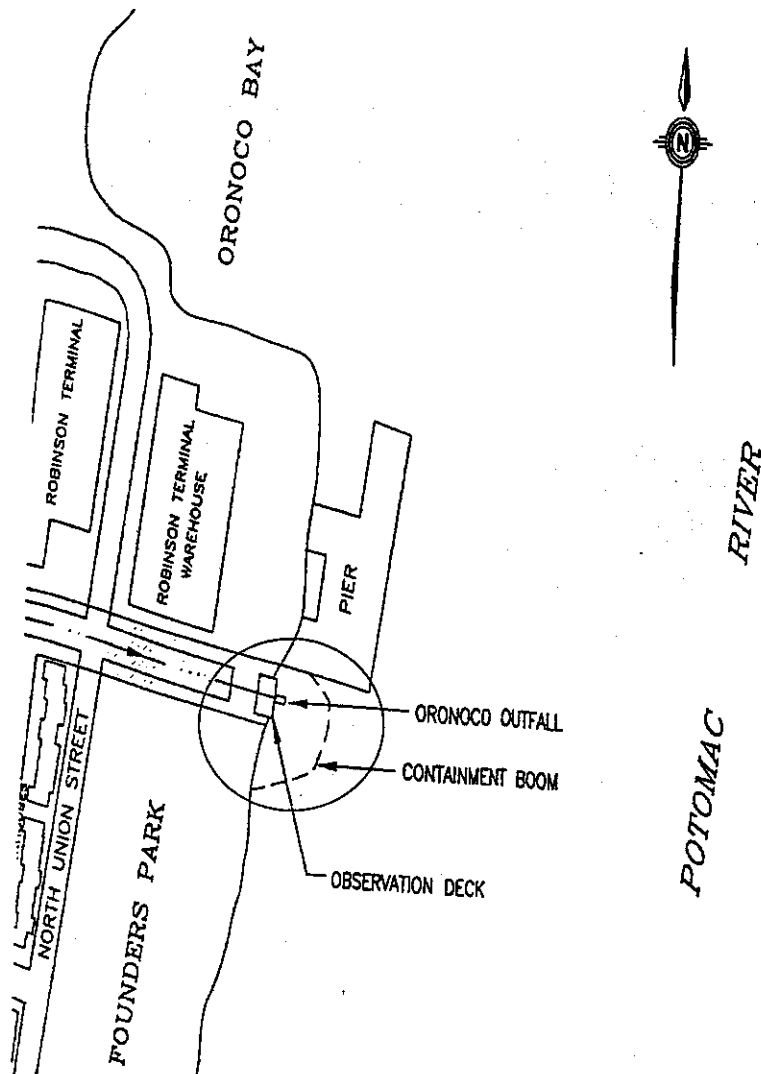
The preliminary site investigation and site characterization work plan is scheduled to be completed in March 2001. In April 2001, the Site Characterization/Risk Assessment Report will begin and should be completed by early FY 2002. Following this report, the Remedial Action Plan (RAP) will be developed with its implementation, which is the actual cleanup process, scheduled to begin in February 2002. The clean-up is estimated to cost \$2.65 million and is expected to be completed in December 2002. This cost is an estimate based on current knowledge of the site prior to the completion of the study. Anything found in the Site Characterization/Remedial Action Plan could dramatically change these estimates. The remediation program to clean up the site and keep remaining contaminants from entering the Potomac River is expected to require no long-term operation and maintenance costs.

Changes in Project from Prior Years:

- The Oronoco Outfall project, previously under the Storm Sewer Reconstruction Project, is now a separate project;
- \$1,560,000 has been budgeted in FY 2002 and an additional \$775,000 has been budgeted in FY 2003; \$200,000 per year from FY 2004 to FY 2006 (a total of \$600,000) has been moved up to FY 2003 for a total of \$1,375,000.

ORONOCO OUTFALL

TASK TITLE	UNALLOCATED PRIOR-FY	FY 2002 CURRENT	FY 2003 FY + 1	FY 2004 FY + 2	FY 2005 FY + 3	FY 2006 FY + 4	FY 2007 FY + 5	TOTAL
ORONOCO OUTFALL	250,000	1,560,000	1,375,000	0	0	0	0	3,185,000
TOTAL PROJECT	250,000	1,560,000	1,375,000	0	0	0	0	3,185,000
LESS REVENUES	0	0	0	0	0	0	0	0
NET CITY SHARE	250,000	1,560,000	1,375,000	0	0	0	0	3,185,000



Other

NORTHERN VIRGINIA COMMUNITY COLLEGE

<u>Subtasks</u>	<u>Priority</u>	<u>Estimated Useful Life of Improvement</u>	<u>Project Manager</u>
City Contribution for Capital Improvements	Essential	Not applicable	Office of Management and Budget

Project Summary: The Northern Virginia Community College (NVCC) is a two-year college serving Alexandria and Northern Virginia. The college's five campuses are located in Annandale, Alexandria, Loudoun County, Manassas and Woodbridge. Each of the nine participating Northern Virginia jurisdictions (Arlington, Fairfax, Loudoun, and Prince William Counties; and the Cities of Alexandria, Fairfax, Falls Church, Manassas, and Manassas Park) pays a portion of the operating and capital costs for the college.

Project Description: This project provides for Alexandria's proportionate share of the college's total capital costs, estimated at \$1,086,478 in FY 2002, which is determined by a formula that is based on the population of each of the nine participating jurisdictions. The FY 2002 NVCC requested City payment of \$119,900, or eleven percent of the total, represents an increase of \$44,443 compared to the FY 2001 budget. This increase is attributable to a change in the NVCC's proportionate share formula to a per-capita allocation formula. The new formula translates into a \$1.00 per resident, or an increase of \$0.38 per resident (a 61 percent increase), as compared to the current proportionate share of \$0.62 per capita. This increase is due to additional capital requirements of the NVCC, increased costs of the multi-campus community centers project, including the addition of major new facilities to its campuses over the next ten years to provide adequate education opportunities for the growing numbers of college students in the NVCC's service area and the projected population growth in the region.

Change in Project from Prior Years:

- An increase of \$44,443 in the amount budgeted in FY 2002 for the City's share of the NVCC's capital costs. The increase is due to increase NVCC capital project plans and costs. This change to a \$1.00 per capita rate also adds to the City's CIP for FY 2003 to FY 2007.

TASK TITLE	UNALLOCATED PRIOR-FY	FY 2002 CURRENT	FY 2003 FY + 1	FY 2004 FY + 2	FY 2005 FY + 3	FY 2006 FY + 4	FY 2007 FY + 5	TOTAL
CONTRIBUTIONS	0	119,900	120,242	120,584	120,927	121,272	121,617	724,542
TOTAL PROJECT	0	119,900	120,242	120,584	120,927	121,272	121,617	724,542
LESS REVENUES	0	0	0	0	0	0	0	0
NET CITY SHARE	0	119,900	120,242	120,584	120,927	121,272	121,617	724,542

Information Technology Plan

INFORMATION TECHNOLOGY PLAN

Changes To The IT Plan From Prior Year

The FY 2002 to FY 2007 Information Technology Capital Improvement Plan (IT/CIP) total of \$15.8 million represents the first full post-Year 2000 plan for continuing the City's Information Technology agenda. [The \$15.8 million does not include \$2.7 million in prior year unallocated funds for the Radio Systems project that were moved to FY 2003. Adding these previously approved funds to the total has the effect of inflating the actual IT Plan increases.]

The IT/CIP total of \$15.8 million compares with some \$12.4 million in the FY 2001 to FY 2006 Information Technology Capital Improvement Program. The increase of \$3.4 million, or a 27 percent increase is largely attributable to:

- increases required for the timely replacement of City file servers and related network components;
- continuing development of the City's geographic information system (GIS);
- the replacement of the City's Real Estate Assessment System;
- continuing development of the Permitting system to include mobile operation capabilities;
- the implementation of a storage area network; and
- the replacement of the Library's automated catalog system.

Including the \$2.7 million in prior year approved but unallocated funds for the Radio System Project brings the FY 2002 - FY 2007 total IT Plan request to \$18.5 million. (These funds were rescheduled to FY 2003 when the project is likely to occur.)

The funding plan for the FY 2002 to FY 2007 IT Plan is:

FY 2002	\$5,658,640
FY 2003	\$6,274,162
FY 2004	\$1,787,810
FY 2005	\$1,201,200
FY 2006	\$1,807,060
FY 2007	\$1,767,800

Total	<u>\$18,496,672</u>
-------	---------------------

The proposed FY 2002 to FY 2007 IT Plan includes projects that will enhance services, building on existing City hardware, network and software investments that have been made over the last decade. This solid foundation and its improvement during the Year 2000 testing and remediation processes of 1999 and prior years enables the City to build on its investments by enhancing and growing existing systems. Examples described in the IT Plan include e-commerce, expansion of the geographic information system (GIS), improvements to City revenue collection systems, and the acceleration of the completion of the new Criminal Justice Information System.

INFORMATION TECHNOLOGY PLAN

In some areas - such as the replacement of the City's payroll and personnel information systems, the replacement of the accounting system, the permitting system, and the City's telephone system, the IT Plan does not propose specific funding in this plan that fully describes the possible fiscal requirements of these projects. Rather, this IT Plan seeks to note that these are projects whose scope, funding and schedule are to be determined.

The specific project changes are:

New Projects for FY 2002 - FY 2007

System Development Projects

- Library Automated Catalog System, project (015-015-19). Replaces the existing integrated automated system with \$250,000 programmed for FY 2002.
- Document Management and Imaging Infrastructure, project (015-015-21). Replaces the imaging system used to support both the Docket Storage and Retrieval (DSR) system and the imaging system for Planning and ancillary dockets. The current imaging product is no longer supported. A total of \$360,000 is budgeted over FY 2002 to FY 2006.
- Facilities Maintenance and Management System, project (015-015-26). This project will acquire a computer system to manage the City's physical facilities maintenance and repair. General Services has requested \$50,000 for this project in FY 2002.
- Replacement of Small System Applications, project (015-015-27). The City operates a number of small computer systems which are written in a language for which it is increasing hard to find programming talent to support. ITS will seek to either replace these systems with commercially available products or re-write the systems in one of the languages currently supported. An amount of \$90,000 is budgeted in FY 2002 and \$75,000 in FY 2003 for this project.
- MH/MR/SA HR System, project (015-015-22). The current Human Resources system used by the MH/MR/SA department was written in Paradox 5.0 and the source code cannot be upgraded to a newer version. It can no longer be maintained and must be rewritten. An amount of \$35,000 is budgeted in FY 2002 for this project.

Connectivity Projects

- Storage Area Network (SAN) , project (015-014-14). The very significant increase in use of computer services and the attendant increase in the amount of data stored requires a more flexible and durable data storage, data backup and data security process. ITS has chosen SAN technology as a means to that end and is budgeting \$525,000 over FY 2002 to FY 2007 to acquire this facility.
- Public Access to Land Records, project (015-015-30). The purpose of this project is to place the Alexandria Circuit Court land records and related documents on the Internet. This project is expected to be entirely funded through the State's Technology Trust Fund (TTF), which authorized a \$3.00 charge on every land recording in order to fund projects like this one.

INFORMATION TECHNOLOGY PLAN

Existing Projects Which Have Been Changed

Connectivity Projects

- Increase LAN Backbone Capacity, project 015-014-1. The project was extended through FY 2007 in the amount of \$25,000.
- Individual Building LAN Development, project 015-014-2. The project is extended to FY 2007 in the amount of \$10,000.
- Upgrade Network Operating System, project 015-014-3. This project has been extended to FY 2007 in the amount of \$15,000.
- Upgrade Work Station Operating Systems, project 015-014-4. Funding has been increased from \$25,000 to \$35,000 annually and the project has been extended to FY 2007 because of the increase in the number of work stations in use.
- Network Infrastructure Hardware Upgrades/Replacement, project 015-014-5, the cost of network components and servers that are anticipated to be replaced in FY 2002 to FY 2007 has been revised as follows, compared to the FY 2001 - FY 2006 IT Plan:
 - FY 2002 \$ 493,500
 - FY 2003 \$ 461,800
 - FY 2004 \$ 164,100
 - FY 2005 \$ 269,200
 - FY 2006 \$ 649,000
 - FY 2007 \$ 673,800, reflecting the continuation of the project in the sixth year of the CIP.
- Web Site Enhancements, project 015-014-10. An increase from \$50,000 to \$100,000 in FY 2002 through 2006 is included to allow for the anticipated increased use of the web site as a communications medium. The Web Site Enhancement project was also extended through FY 2007 in the amount of \$100,000.
- Security, project 015-014-9. An increase of \$15,000 in FY 2002 is attributable to combining the Connection to State Government Data Services project with the Security project. There is no overall change in these combined projects.
- Database Infrastructure, project 015-014-13. Extends development of database development work through FY 2007 in the amount of \$45,000 annually.

System Development Projects

- Electronic Government, project 015-015-4. This project combines the Electronic Commerce project (015-005-4) and the Electronic Bill Payment and Tax Filing project (015-005) of the FY 2001 to FY 2006 IT Plan. An additional \$100,000 is included in FY 2002 to accelerate the City's move to electronic government services.
- MHMRSA Medical Records Management, project 015-015-2. An amount of \$46,500 has been added to FY 2002 to fund the acquisition of laptop computers for remote site users.

INFORMATION TECHNOLOGY PLAN

- Personnel Systems, project 015-015-2A. An amount of \$125,000 is added to FY 2002 and \$150,000 in FY 2003 to continue the re-engineering of City personnel systems.
- Business Tax Accounts Receivable, project 015-015-3. Monies programmed in FY 2001 and FY 2002 have been moved to FY 2002 and FY 2003 to better reflect the anticipated schedule for the project.
- Real Estate Assessment and Accounts Receivable System Replacement, project 015-015-5. An amount of \$200,000 has been added to FY 2002 to more accurately reflect the anticipated cost of the project, including contract services for project management support.
- LAN-Based Payroll/Personnel System, project 015-015-7. An amount of \$150,000 has been added to FY 2002 in anticipation of implementation of the second phase of this project, making remote time and attendance services available to most of the City departments and agencies that were not part of phase one of the project.
- Finance Citizen Contact Management System, project 015-015-8. The project has been shifted out one year and monies for FY 2003 reflect that shift.
- General Ledger Accounting System, project 015-015-9. FY 2002 reflects a decrease of \$40,000 due to the planned completion of the current system upgrade in FY 2001, while FY 2003 through FY 2007 reflects increases of \$60,000 each year, attributable to on-going maintenance and enhancements to the system.
- Public Safety Radio System, project 015-015-. The balance of monies remaining for FY 2001 and FY 2002 have been deferred until FY 2003, anticipating a review of radio technology anticipated in this interim period. The FY 2001 approved but unallocated funds in the amount of \$2.7 million, have been rescheduled for FY 2003, when this project is likely to occur.
- Police/Fire Computer Aided Dispatch (CAD) Replacement, project 015-005-14. The increases of \$46,040 in FY 2002 and \$12,060 in FY 2006 reflect the costs to replace CAD computers and upgrade software; increases of \$500,710 in FY 2004 and costs of \$524,00 in FY 2007 primarily reflect the anticipated replacement of significant components of the CAD system.
- Permit Processing, project 015-015-16. An amount of \$262,000 was added to FY 2002 to acquire mobile devices that will allow inspectors to make reports from the field. In addition monies budgeted in FY 2001 and FY 2002 for permit imaging services were reprogrammed for FY 2002 and FY 2003.
- Geographic Information System Development, project 015-015-11. In FY 2002, increases of \$25,000 for additional contract services for layer development, an increase of \$170,100 for hardware, software and training, and an increase of \$70,000 for Internet access have been included.
- OMB Systems, project 015-015-6. In FY 2002, decreases in the amount of \$85,000, due to the planned FY 2001 current system replacement.

INFORMATION TECHNOLOGY PLAN

Projects Which Have Been Closed

- City Attorney Legal Document Search and Retrieval - City Attorney no longer wishes to pursue this project.
- Project AGILE - Grant no longer funded.
- Planning and Zoning Computer Aided Drafting - Project completed.

Projects Organization

Information Technology projects are organized into two broad categories:

- Information Infrastructure Connectivity Projects, project 015-014, which is sub-divided as follows:
 - Local Area Network (LAN) infrastructure
 - Wide Area Network (WAN) infrastructure
 - Public access infrastructure
 - Software infrastructure
- Information Systems Development, project 015-015, which is sub-divided as follows:
 - Public access systems
 - Document management systems
 - Financial systems
 - Geographic information systems
 - Public safety systems
 - Other systems

Project Priorities in the IT Plan

Each project in the IT Plan has been assigned a rating to reflect its overall priority to assist with decision-making and resource allocation. Each project has been assigned one of three ratings - essential, very desirable, or desirable - or a designation that the project is currently unrated.

Generally, the highest rating of "essential" has been applied to projects that are:

- required to address an urgent health or safety hazard;
- needed to meet legal requirements or State or federal mandates;
- essential to the success of other projects or a larger program in progress;
- cannot be deferred without the loss of substantial non-City funding; and
- required for economic growth and development.

Other projects have been rated as "very desirable" or "desirable" depending upon the extent and degree of benefit provided. Generally, projects that maintain or improve a current system's functionality are assigned priority over new projects that provide new system capabilities.

INFORMATION TECHNOLOGY PLAN

Summary Totals

The following two pages summarize proposed spending on Information Technology for FY 2002 to FY 2007. Detailed descriptions follow the summary.

Information Technology
Capital Improvement Plan For FY 2002 to FY 2007
10-Mar-01

CIP Project ID (1)	Project Title (2)	Net Totals (3)	Net Balances						
			Unallocated Prior Year (4)	FY2002 (5)	FY2003 (6)	FY2004 (7)	FY2005 (8)	FY2006 (9)	FY2007 (10)
1	TOTAL Net Costs - All Information Technology CIP Projects	21,568,242	3,071,570	5,658,640	6,274,162	1,787,810	1,201,200	1,807,060	1,767,800
4	015-014 Connectivity Projects	6,904,740	200,340	1,378,800	1,193,800	917,100	886,200	1,375,000	953,800
5	Local Area Network (LAN) Services	8,351,400	0	990,500	933,800	722,100	691,200	1,205,000	808,800
6	015-014-1 Increase LAN Backbone Capacity		0	50,000	50,000	50,000	50,000	50,000	25,000
8	015-014-2 Individual Building LAN Development		0	25,000	25,000	25,000	25,000	25,000	10,000
9	015-014-3 Upgrade Network Operating System		0	25,000	25,000	25,000	25,000	25,000	15,000
10	015-014-4 Upgrade Work Station Operating Systems			35,000	35,000	35,000	35,000	35,000	35,000
11	015-014-5 Network Infrastructure Hardware Upgrades/Replacement		0	730,500	698,800	537,100	506,200	920,000	673,800
12	015-014-14 NEW Storage Area Network		0	125,000	100,000	50,000	50,000	150,000	50,000
14	015-014-2 Wide Area Network (WAN) Services	313,000	0	153,000	86,000	25,000	25,000	25,000	0
15	015-014-6 Institutional Network Development		0	0	0	0	0	0	0
16	015-014-8 Telephony Integration		0	5,000	0	0	0	0	0
17	015-014-9 Security		0	40,000	25,000	25,000	25,000	25,000	0
18	015-014-15 Computer Work Station Software Management		0	108,000	60,000	0	0	0	0
21	015-014-3 Public Access Infrastructure	807,340	167,340	140,000	100,000	100,000	100,000	100,000	100,000
22	015-014-10 Web Site Enhancements		167,340	140,000	100,000	100,000	100,000	100,000	100,000
24	015-014-5 Software Infrastructure	433,000	33,000	95,000	76,000	70,000	70,000	45,000	45,000
25	015-014-13 Database Infrastructure		0	65,000	45,000	45,000	45,000	45,000	45,000
26	015-014-16 Software Development and Maintenance Environment		33,000	30,000	30,000	25,000	25,000	0	0
28	015-015 Systems Development	14,663,502	2,671,230	4,280,140	5,080,362	870,710	315,000	432,060	814,000
30	015-015-1A Public Access Systems	551,500	126,500	425,000	0	0	0	0	0
31	015-015-18 DHS Client Services Information Access		0	25,000	0	0	0	0	0
32	015-015-19 NEW Library Automated Catalog System Replacement		0	250,000	0	0	0	0	0
33	015-015-4 Electronic Government		126,500	150,000	0	0	0	0	0
34	015-015-30 NEW Public Access to Land Records		0	0	0	0	0	0	0
36	015-015-1 Document Management Systems	786,750	105,250	231,500	250,000	50,000	50,000	50,000	50,000
37	015-015-2 MHMRSA Medical Records Management		0	46,500	0	0	0	0	0
38	015-015-2A Personnel Systems		55,250	125,000	150,000	0	0	0	0
39	015-015-20 Digital Printing and Copying		50,000	0	0	0	0	0	0
40	015-015-21 NEW Document Management and Imaging Infrastructure		0	60,000	100,000	50,000	50,000	50,000	50,000

Proposed City of Alexandria, Virginia FY 2002 Budget 172

Capital Improvement Program

Information Technology
 Capital Improvement Plan For FY 2002 to FY 2007
 10-Mar-01

Proposed
 City of Alexandria, Virginia FY 2002 Budget 173

CIP Project ID	Project Title	Net Totals	Net Balances							
			Unallocated Prior Year	FY2002	FY2003	FY2004	FY2005	FY2006	FY2007	
(1)	(2)	(3)	(4)	(5)	(6)	(7)	(8)	(9)	(10)	
41										
42	015-015-2	Financial Systems	2,388,480	724,980	693,500	550,000	100,000	100,000	100,000	100,000
43	015-015-3	Business Tax Accounts Receivables		100,000	0	100,000	0	0	0	0
44		E-commerce		Combined with the E-government project, 015-015-4.						
45	015-015-5	Real Estate Assessment andAccounts Receivable System Rep		175,000	200,000	0	0	0	0	0
46	015-015-6	OMB Systems		85,000	0	0	0	0	0	0
47	015-015-7	LAN Based Payroll/Personnel System		0	250,000	250,000	0	0	0	0
48	015-015-7A	LAN-Based Remote Time and Attendance		0	150,000	0	0	0	0	0
49	015-015-8	Finance Citizen Contact Management System		324,980	0	100,000	0	0	0	0
50	015-015-9	General Ledger Accounting System		40,000	0	100,000	100,000	100,000	100,000	100,000
51	015-015-23	Cashiering System		0	93,500	0	0	0	0	0
52		E-billing		Combined with the E-government project, 015-015-4.						
53										
54	015-015-3	Geographic Information Systems	1,392,000	112,500	450,100	270,000	140,000	140,000	140,000	140,000
55	015-015-11	GIS Development		112,500	450,100	270,000	140,000	140,000	140,000	140,000
56										
57	015-015-4	Public Safety Systems	8,173,172	1,695,000	1,611,040	3,648,362	830,710	25,000	142,060	524,000
58	005-039-1	Public Safety Radio System Replacement		0	0	3,552,842	0	0	0	0
59	015-015-4-2	Justice Information Systems		940,000	1,560,000	0	0	0	0	0
60	015-015-12	Criminal Justice Information System (CJIS) Enhancem		120,000	60,000	0	0	0	0	0
61	015-015-13	Alexandria Justice Information System (AJIS) Develop		820,000	1,500,000	0	0	0	0	0
62	015-005-14	Police/Fire Computer Aided Dispatch (CAD) Replacement*		0	46,040	87,520	525,710	20,000	137,060	524,000
63	015-015-15	Police Records Management		750,000	0	0	0	0	0	0
64	015-015-24	Tactical Computer System		0	0	0	0	0	0	0
65	015-015-25	Virginia Commonwealth Attorney Information System		5,000	5,000	5,000	5,000	5,000	5,000	0
66										
67	015-015-5	Other Systems	1,391,000	107,000	669,000	365,000	50,000	0	0	0
68	015-015-16	Permit Processing		107,000	469,000	190,000	0	0	0	0
69	015-015-26	NEW Facilities Maintenance System		0	50,000	0	0	0	0	0
70	015-015-27	NEW Replacement of Clipper-based Applications		0	90,000	75,000	0	0	0	0
71	015-015-17	Recreation Systems		0	50,000	50,000	0	0	0	0
72	015-015-28	NEW Intranet		0	50,000	50,000	50,000	0	0	0
73	015-015-29	NEW TES Infrastructure Management and Maintenance System		0	125,000	0	0	0	0	0
74	015-015-22	NEW MHM RSA Human Resources System		0	35,000	0	0	0	0	0
75										
76										

Capital Improvement Program

INFORMATION TECHNOLOGY PLAN

Operating Budget Impacts

The following table summarizes the estimated impacts of the implementation of relevant projects included in the Information Technology Plan on the City's operating budget.

Information Technology
Capital Improvement Plan For FY 2002 to FY 2007 - Estimated Operating Impacts
10-Mar-01

Proposed
 City of Alexandria, Virginia FY 2002 Budget
 175

CIP Project ID	New Open	Project Title	Six Year Totals	FY2002	FY2003	FY2004	FY2005	FY2006	FY2007
(1)	(2)	(3)	(4)	(5)	(6)	(7)	(8)	(9)	(10)
1 TOTAL Operating Costs - All Information Technology CIP Projects			9,109,762	1,326,573	1,395,690	1,456,450	1,542,208	1,667,971	1,720,870
4 015-004 Connectivity Projects			2,919,000	411,500	426,500	426,500	451,500	451,500	451,500
6	015-004-1	Local Area Network (LAN) Services	69,000	11,500	11,500	11,500	11,500	11,500	11,500
7	015-014-1	<<date>> Increase LAN Backbone Capacity		0	0	0	0	0	0
8	015-014-2	<<date>> Individual Building LAN Development		0	0	0	0	0	0
9	015-014-3	<<date>> Upgrade Network Operating System		5,000	5,000	5,000	5,000	5,000	5,000
10	015-014-4	<<date>> Upgrade Work Station Operating Systems		0	0	0	0	0	0
11	015-014-5	<<date>> Network Infrastructure Hardware Upgrades/Replacement		6,500	6,500	6,500	6,500	6,500	6,500
12	015-014-14	27-Sep-00 Storage Area Network		0	0	0	0	0	0
13									
14	015-004-2	Wide Area Network (WAN) Services	2,550,000	400,000	415,000	415,000	440,000	440,000	440,000
15	015-014-6	<<date>> Institutional Network Development		350,000	365,000	365,000	390,000	390,000	390,000
16	015-014-8	<<date>> Telephony Integration		0	0	0	0	0	0
17		Connection to State Government Data Services			Combined with the Security project.				
18	015-014-9	<<date>> Security		50,000	50,000	50,000	50,000	50,000	50,000
19	015-014-15	16-Sep-99 Computer Work Station Software Management		0	0	0	0	0	0
20									
21	015-004-3	Public Access Infrastructure	0	0	0	0	0	0	0
22	015-014-10	<<date>> Web Site Enhancements		0	0	0	0	0	0
23									
24	015-004-5	Software Infrastructure	0	0	0	0	0	0	0
25	015-014-13	<<date>> Database Infrastructure		0	0	0	0	0	0
26	015-014-16	23-Sep-99 Software Development and Maintenance Environment		25,000	30,000	30,000	30,000	30,000	30,000
27									
28	015-005	Systems Development	6,490,762	915,073	989,190	1,029,950	1,090,708	1,216,971	1,289,970
29									
30	015-015-1A	Public Access Systems		11,000	11,000	11,000	11,000	11,000	11,000
31	015-015-18	14-Sep-99 DHS Client Services Information Access		6,000	6,000	6,000	6,000	6,000	6,000
32	015-015-19	29-Sep-00 Library Automated Catalog System Replacement		0	0	0	0	0	0
33	015-015-4	<<date>> Electronic Government		5,000	5,000	5,000	5,000	5,000	5,000
34	015-015-30	08-Dec-00 Public Access to Land Records		0	0	0	0	0	0
35									
36	015-005-1	Document Management Systems	152,800	46,300	21,300	21,300	21,300	21,300	21,300
37	015-015-2	<<date>> MHMRSA Medical Records Management		46,300	21,300	21,300	21,300	21,300	21,300
38	015-015-2A	<<date>> Personnel Systems		0	0	0	0	0	0
39	015-015-20	14-Sep-99 Digital Printing and Copying		0	0	0	0	0	0
40	015-015-21	02-Oct-00 Document Management and Imaging Infrastructure		0	0	0	0	0	0

Capital Improvement Program

**Information Technology
Capital Improvement Plan For FY 2002 to FY 2007 - Estimated Operating Impacts**

10-Mar-01

CIP Project ID	New/ Open	Project Title	Six Year Totals						
			FY2002	FY2003	FY2004	FY2005	FY2006	FY2007	
(1)	(2)	(2)	(3)	(5)	(6)	(7)	(8)	(9)	(10)
41									
42	015-005-2	Financial Systems	872,000	110,000	126,400	126,400	126,400	191,400	191,400
43	015-015-3	<<dateo>> Business Tax Accounts Receivables		0	0	0	0	0	0
44		E-commerce							
45	015-015-5	<<dateo>> Real Estate Assessment andAccounts Receivable System Re		0	0	0	0	0	0
46	015-015-6	<<dateo>> OMB Systems		25,000	25,000	25,000	25,000	25,000	25,000
47	015-015-7	<<dateo>> LAN Based Payroll/Personnel System		0	0	0	0	0	0
48	015-015-7A	<<dateo>> LAN-Based Remote Time and Attendance		0	0	0	0	0	0
49	015-015-8	<<dateo>> Finance Citizen Contact Management System		0	0	0	0	0	0
50	015-015-9	<<dateo>> General Ledger Accounting System		85,000	85,000	85,000	85,000	150,000	150,000
51	015-015-23	25-Oct-99 Cashiering System		0	16,400	16,400	16,400	16,400	16,400
52		E-billing							
53									
54	015-005-3	Geographic Information Systems	626,400	104,400	104,400	104,400	104,400	104,400	104,400
55	015-015-11	<<dateo>> GIS Development		104,400	104,400	104,400	104,400	104,400	104,400
56									
57	015-005-4	Public Safety Systems	4,639,062	602,623	697,340	746,100	608,858	869,621	922,520
58	005-039-1	<<dateo>> Public Safety Radio System Replacement		70,000	70,000	70,000	70,000	70,000	70,000
59	015-003-4-2	Justice Information Systems							
60	015-015-12	<<dateo>> Criminal Justice Information System (CJIS) Enhancements		0	0	0	0	0	0
61	015-015-13	<<dateo>> Alexandria Justice Information System (AJIS) Development		125,000	125,000	125,000	125,000	125,000	125,000
62	015-005-14	<<dateo>> Police/Fire Computer Aided Dispatch (CAD) Replacement*		0	0	0	0	0	0
63	015-015-15	<<dateo>> Police Records Management		0	0	0	0	0	0
64	015-015-24	17-Sep-99 Tactical Computer System		407,623	492,340	553,100	613,858	674,621	727,520
65	015-015-25	27-Oct-99 Virginia Commonwealth Attorney Information System		0	0	0	0	0	0
66									
67	015-005-5	Other Systems	134,500	40,750	18,750	18,750	18,750	18,750	18,750
68	015-015-16	<<dateo>> Permit Processing		22,000	0	0	0	0	0
69	015-015-26	05-Oct-00 Facilities Maintenance System		7,500	7,500	7,500	7,500	7,500	7,500
70	015-015-27	05-Oct-00 Replacement of Clipper-based Applications		0	0	0	0	0	0
71	015-015-17	30-Dec-99 Recreation Systems		0	0	0	0	0	0
72	015-015-28	09-Oct-00 Intranet		0	0	0	0	0	0
73	015-015-29	15-Nov-00 TES Infrastructure Management and Maintenance System		11250	11250	11250	11250	11250	11250
74	015-015-22	24-Oct-00 MHMRSA Human Resources System		0	0	0	0	0	0
75									
76									

Proposed
City of Alexandria, Virginia FY 2002 Budget
176

Capital Improvement Program

INFORMATION TECHNOLOGY PLAN

Connectivity Projects - Project 015-014

This CIP project category includes the continuing development of a high capacity information infrastructure to support the delivery of large quantities of data between distributed computing systems to the public, elected officials and staff.

To provide the foundation for the systems that replaced the mainframe computer, the City has developed a Wide Area Network (WAN) connecting the City government's primary facilities. Additionally, within a number of these facilities, the City has constructed intra-building Local Area Networks (LAN). These infrastructure elements are a pre-condition for effective deployment of computer messaging technologies (such as e-mail) and of client-server applications that will support the City's future information service needs.

Information Technology CIP Summary								
Connectivity Project (015-004)								
LAN Development								
	Prior Year							
	Unallocated	FY2002	FY2003	FY2004	FY2005	FY2006	FY2007	Totals
Increase LAN Backbone								
Capacity	0	50,000	50,000	50,000	50,000	50,000	25,000	275,000
Individual Building LAN								
Development	0	25,000	25,000	25,000	25,000	25,000	10,000	135,000
Upgrade Network								
Operating System	0	25,000	25,000	25,000	25,000	25,000	15,000	140,000
Upgrade Work Station								
Operating Systems	0	35,000	35,000	35,000	35,000	35,000	35,000	210,000
Network Infrastructure								
Hardware Upgrades/ Replacement	0	730,500	698,800	537,100	506,200	920,000	673,800	4,066,400
Storage Area Network	0	125,000	100,000	50,000	50,000	150,000	50,000	525,000
Totals	0	990,500	933,800	722,100	691,200	1,205,000	808,800	5,351,400

INFORMATION TECHNOLOGY PLAN

Local Area Network (LAN) Infrastructure

Increase the Capacity of the LAN Backbone (015-014-1-1)

Priority: Essential

A LAN backbone is the set of electronic components (electronic ethernet or ATM switches, routers, cables, concentrators and hubs) and software that connect multiple LAN file servers within a single building to one another. In City Hall the LAN backbone also connects to the City's Wide Area Network (WAN), and includes high-speed WAN services the City's Institutional Network (I-Net), and low speed (56 kbps) dial-up WAN services. (Other leased telecommunication services such as Verizon's frame relay service are being phased out in FY 2001 as the City's Institutional Network has been extended to most City facilities)

A backbone's capacity is a key factor constraining data transmission speed. At present the backbone for a typical City building transmits data using ethernet communication protocols with 100 megabits of data per second. With the continued deployment of document storage and retrieval services, as well as the increased data traffic that is being introduced by the development of the geographic information system, the Alexandria Justice Information System, the new Police and Fire Computer Aided Dispatch Systems and the other Public Safety systems, and the large deployment of Lotus Notes email, the backbone capacity is being significantly increased in many City facilities.

Staff have recently upgraded the Courthouse, Public Defender's, Adult Probation & Parole and the Women's Shelter LAN's to support 100 megabits per second (mbps) ethernet. All of these sites were re-cabled with new data cable which can handle the greater flow of data. The backbones in each building were upgraded to Fore Systems ATM/Switched Ethernet with new 100 mbps Network Interface Cards (NIC) placed in each PC and printer for a total of 225 devices. This upgrade provides the data transmission bandwidth within each of these facilities to support the Windows 98/2000 operating systems, Lotus Notes email and Notes applications, increased use of the Internet and intranet, and GIS services. It also integrates with the I-Net. Backbone services are provided as follows:

Location	Current Capacity	Location	Current Capacity
• City Hall	100 mbps	• Public Safety Center	100 mbps
• DHS at Mt. Vernon Avenue	10 mbps. Upgrade to 100 mbs in FY 2001	• MHMRSA at 720 N. St. Asaph Street	10 mbps. Upgrade to 100 mbs in FY 2001
• Courthouse	100 mbps	• Lee Center	10 mbps with possible upgrade if Emergency Operations Center (EOC) services require improvement.

INFORMATION TECHNOLOGY PLAN

Project Benefit:

This project continues to fund improvements to staff productivity by increasing the speed with which data is delivered to users of the City's computer networks. By providing equipment upgrades to the network backbones, it is possible to provide better quality service to computer users by significantly reducing the time spent waiting for network responses for data. The upgrades also enable a much wider exchange of graphical images and other items such as maps and video that demand high-bandwidth.

Change In Project From Prior Fiscal Years:

- The project is extended to FY 2007 in the amount of \$25,000.

Individual Building LAN Development (015-014-1-2)

Priority: Very Desirable

The project includes installation of, or upgrades to, LANs located in many City government buildings. Monies will fund the acquisition of the LAN infrastructure components (ethernet switches, punch down blocks, cabling, etc.) needed to complete the replacement of remote dial-up services by staff located at recreation centers and the remaining Office of Historic Alexandria (OHA) sites. These new components will be connected to the I-Net ATM switches at each site, and the installation of additional LAN infrastructure equipment where necessary. The upgrades at the Recreation and OHA facilities will provide 100Mb switched ethernet connections. As the I-Net is deployed and the specific needs of each building are clearly identified, costs will be updated accordingly.

Project Benefit:

This project enhances productivity by installing LANs to City locations that do not yet have them. LANs can provide better quality service for both staff and citizens by improving access to data and by making new functions available that can improve the quality of customer service.

Change In Project From Prior Fiscal Years:

- The project is extended to FY 2007 in the amount of \$10,000.

Upgrade Network Operating System (015-014-1-3)

Priority: Essential

This project provides for the upgrade of the network operating systems used by the City's network and application servers. File and print services are now provided by servers running Novell NetWare 3.1x. Application services are provided by servers running Novell NetWare 3.1x or Microsoft Windows NT server version 4. All of the Lotus Notes services - mail, document storage and retrieval, scanning, and other Notes applications - are supported by servers running Microsoft Windows NT/Server version 4.

The planned upgrades for the Novell servers will be to Microsoft Windows/Server version 4 and then to a mix of Microsoft Windows 2000/Server and Linux (a variation of the Unix operating system). These new versions of server operating systems provides the ability to synchronize the directory and user entries on all WAN connected servers, simplifying the administration of these servers. The newest version of the server operating systems also provides improved performance and improved integration of the Windows NT/Server database applications and provides a more hospitable environment for TCP/IP, which is the standard data communications protocol used on the Internet. In addition, they provide significant performance improvements on servers which contain multiple processors and in supporting

INFORMATION TECHNOLOGY PLAN

very large disk drives (18.0 GB and above). Management of these servers is greatly simplified in newer versions, making it possible to provide a more reliable computing environment.

This project will be implemented in conjunction with the Network Infrastructure Hardware Upgrades/ Replacement project.

Project Benefit:

This project enhances productivity by enabling ITS staff to reduce time spent managing and monitoring the City's network services. Upgraded network operating systems provide better quality service by making network services operate more smoothly and with less disruption.

Change In Project From Prior Fiscal Years:

- This project has been extended to FY 2007 in the amount of \$15,000.

Upgrade Work Station Operating Systems (015-014-1-4) Priority: Essential

This project provides funds to upgrade the operating system on City computer work stations with an appropriate latest version of either Windows 98, Windows NT, Windows 2000, or in limited cases UNIX or UNIX derivatives such as Linux. This project also provides additional work station memory and larger capacity hard drives as necessary. These upgrades are required for the next generation of City e-mail messaging, financial, public safety, GIS and other applications. Monies were included for FY 2001 to upgrade those computer workstations that are required to have many applications operating simultaneously to Windows NT or Windows 2000 Workstation. Continuing rapid changes in operating system technology will, for the foreseeable future, require upgrades about every 24 to 36 months.

Project Benefit:

This project enhances productivity for City computer users who require functions that are available in new work station operating system versions which enable them to run new applications. For example, Windows 98 provides a more stable operating environment generally, but this is significant only for those staff who make heavy use of their computer work station or run applications which require Windows 98. Users whose job requires the use of many different software packages, or packages that require significant computer resources, are better served by Windows NT or Windows 2000. Over time, as new hardware and software is introduced that makes use of features available in new operating systems, users whose job productivity is improved and are able to deliver improved service, benefit from an operating system upgrade.

Change In Project From Prior Fiscal Years:

- Funding has been increased from \$25,000 to \$35,000 annually and the project has been extended to FY 2007 because of the increase in the number of work stations in use.

INFORMATION TECHNOLOGY PLAN

Network Infrastructure Hardware Upgrades/Replacement (015-014-1-5)

Priority: Essential

This project provides for the phased replacement of the hardware and software required to operate the City's computer network services in a safe and reliable manner.

The table in Appendix E, page 137, identifies the specific units that are scheduled to be replaced each year and, where consolidation of file servers is planned, when and how that consolidation would occur.

Operating Budget Impact:

New and replacement servers are acquired with three year on-site maintenance warranty service, allowing annual maintenance costs for network equipment to be held to a minimal amount.

Project Benefit:

This project provides for the phased replacement and enhancement of the hardware and software required to operate the City's computer network services in a safe and reliable manner. The City has undertaken multiple projects which tie to the process of migrating from providing file and print services using Novell software and servers to a TCP/IP-based mix of software and servers using Windows NT/Server software and servers and the introduction of some Linux-based servers. This allocation funds the purchase of hardware and software for up to ten large enterprise class servers for consolidation of the multiple smaller Novell servers and the associated enterprise server and desktop licenses, and administration software required to manage the network from these new servers.

The purchase of large enterprise-class servers is a component of the City's implementation of technologies which will improve availability of network services to industry standards (in excess of 99% uptime) by pairing (clustering) servers and introducing shared disk data storage devices. With these new technologies, multiple servers store data on a set of highly-redundant, interchangeable disk storage devices which will reduce downtime, ease maintenance and support easier upgrades. The City will retire the older, smaller servers by collapsing these into clusters of two, with each set of two sharing a set of LAN data storage devices.

This project enhances productivity by improving the speed with which data are accessed and processed. It provides better quality service through reduction in waiting time and in the ability to support appropriate new features and services.

Change In Project From Prior Fiscal Years:

- As compared to the FY 2001 - FY 2006 IT Plan, the distribution of network replacement costs has changed as follows:
 - FY 2002 \$ 493,500
 - FY 2003 \$ 461,800
 - FY 2004 \$ 164,100
 - FY 2005 \$ 269,200
 - FY 2006 \$ 649,000
 - FY 2007 \$ 673,800, reflecting the continuation of the project in the sixth year of the CIP.

INFORMATION TECHNOLOGY PLAN

Storage Area Network (015-014-14)

Priority: Very Desirable

A Storage Area Network (SAN) is a high-speed network, similar to LANs, that connects disk subsystems directly to servers or clients. SAN's help to relieve network congestion and bypass distance limitations imposed by traditional Small Computer Storage Interface (SCSI) connections.

With constant growth in the amount of data requiring storage, the demand for additional network storage capabilities continues to rise. A SAN is superior to the lower-cost storage alternative, Networked-Attached Storage (NAS), for several important reasons. NAS attaches to the network as a network device, so the NAS traffic competes with other LAN traffic. NAS also cannot support multiple servers easily. A SAN has its own network, so traffic is independent of the existing LAN. A SAN supports multiple servers with speed and reliability.

Project Benefit:

SANs provide more secure storage of data and help protect against data loss through a variety of technologies such as disk units that can be exchanged without having to turn the SAN off (hot-swappable) and the ability to automatically switch to another server in the event of a server failure.

Change In Project From Prior Fiscal Year:

This is a new project for FY 2002.

Information Technology CIP Summary								
Connectivity Project (015-004)								
WAN Development								
	Prior Year Unallocated	FY2002	FY2003	FY2004	FY2005	FY2006	FY2007	Totals
Institutional Network Development								
Expenditure Totals	500,000	500,000	500,000	500,000	500,000	500,000	0	3,000,000
Revenue Totals	(500,000)	(500,000)	(500,000)	(500,000)	(500,000)	(500,000)	0	(3,000,000)
Net City Cost	0	0	0	0	0	0	0	0
Telephony Integration	0	5,000	0	0	0	0	0	5,000
Security	0	40,000	25,000	25,000	25,000	25,000	0	140,000
Computer Work Station								
Software Management	0	108,000	60,000	0	0	0	0	168,000
Totals	0	153,000	85,000	25,000	25,000	25,000	0	313,000

INFORMATION TECHNOLOGY PLAN

Wide Area Network (WAN) Infrastructure

Institutional Network (I-Net) Development (015-014-2-1)

Priority: Essential

Funding for this project is provided by Comcast Cable Communications (formerly Jones Communications) capital grant monies and sustains the continued activation of the fiber optic network Jones Communications installed for the City, called the City's Institutional Network (I-Net). For FY2002, these monies complete all of the connections for the sites cited in the original phased implementation plan of the I-Net. In FY2003 some of the data communication links between major City, School, and Library facilities will be upgraded to provide improved speed and service.

The history of the development of the I-Net and information on the first four phases of its implementation throughout the City is included as Appendix H, on page 160. Information regarding the final phases of the implementation are included here.

Implementation Phase Five FY 2001

Phase Five activates data communications between the following additional City sites beginning in the summer of 2000:

- DHS Project Job Link located at 2034 Eisenhower Ave.
- The Black History Resource Center
- The Northern Virginia Juvenile Detention facility. This connection will also support an extension of the video arraignment system and will provide access to School video and data services so that the Schools can provide educational services at this facility.
- The Housing Implementation Division on Herbert Street

Phase Five will also include an expansion of the use of video transmission capabilities at some of the City's elementary schools.

Additional sites, and remarks regarding each site's requirements, are included in the table below:

INFORMATION TECHNOLOGY PLAN

Implementation Phase Five FY 2001

Priority	Facility or Site	Remarks
1	Project Job/Link Dept. of Human Services 2034 Eisenhower Ave. in leased space at the Hoffman Center.	There has been extensive consultation with the owner of this facility. The telephone room Northern Wall has been marked for the installation of the demarc box (a "demarc box" is where Comcast connects their lines to the lines in the facility). The City will run fiber from the demarc box to the network switch which is in another part of the building. Comcast is to install a fiber run from a convenient splice point (there appears to be a splice point in the front of the building AND conduit which runs from the splice point into the telephone room of the facility thus there may not be a need to "drill" under the parking lot). In addition, project requires the installation of a demarc box and insertion of the site into the appropriate ring.
2	William Ramsay Center	Comcast installed fiber and terminated it at the demarc box and spliced it into the ring. City staff will install ATM switch and "light up" the site early next year. Also the City will run cable from the switch to the Buddy Ford Nature Center.
3	Juvenile Detention Center 200 South Whiting Street	This site requires both City and School fibers terminated in the demarc box. Staff believe that this site requires a fiber run from a convenient splice point, the installation of a demarc box and insertion of the site into the appropriate rings.
4	Recreation Quaker Lane Shop	2000. This is not a Comcast Task. City will connect this site to the existing ATM switch which serves the T&ES and Fire Maintenance facilities.
5	Fire Station 204	2000/2001. Facility now under reconstruction. Need fiber installed from telephone pole into the Fire Station, then the connection to the ring made at the splice point, and demarc box installed.
6	Black History Museum 638 North Alfred Street	2001. This requires installation of demarc box. We believe that the fiber has been pulled into the facility but there is no demarc box nor is the facility spliced into the ring.
7	The Lyceum 201 South Washington Street	2001. This requires a fiber run from a convenient splice point, the installation of a demarc box and insertion of the site into the appropriate ring. Work can wait until calendar year 2001.

INFORMATION TECHNOLOGY PLAN

Priority	Facility or Site	Remarks
8	Cora Kelly Rec Center	2001. This requires a fiber run from a convenient splice point, the installation of a demarc box and insertion of the site into the appropriate ring. Work can wait until calendar year 2001.
9	Charles Houston Center	2001. This requires a fiber run from a convenient splice point, the installation of a demarc box and insertion of the site into the appropriate ring. Work can wait until calendar year 2001.
10	Mt. Vernon Rec Center	2001. This requires a fiber run from a convenient splice point, the installation of a demarc box and insertion of the site into the appropriate ring. Work can wait until calendar year 2001.
11	Charles Barrett Center	2001. This requires a fiber run from a convenient splice point, the installation of a demarc box and insertion of the site into the appropriate ring. Work can wait until calendar year 2001.
12	Patrick Henry Rec Center	2001. This requires a fiber run from a convenient splice point, the installation of a demarc box and insertion of the site into the appropriate ring. Work can wait until calendar year 2001.

INFORMATION TECHNOLOGY PLAN

Implementation Phase Six FY 2002

Additional sites to be addressed in FY 2002 and remarks regarding each site's requirements are included in the table below:

Priority	Facility or Site	Remarks
13	Durant Recreation Center	2002. Construction at this location to take place 2001 into 2002. When construction is done this site requires a fiber run from a convenient splice point, the installation of a demarc box and insertion of the site into the appropriate ring. Work can wait until calendar year 2001.
14	Cameron Station Recreation Facility	Date To Be Determined. Facility not yet built. When construction is done this requires a fiber run from a convenient splice point, the installation of a demarc box and insertion of the site into the appropriate ring.
Not Ranked	Burke Branch Library & School Facility	Date to be determined. Facility is connected to the City's Ring. Will undergo construction in 2001 and when that work concludes it will require connection of an additional pair of fibers to connect to the School's ring.
Not Ranked	New Lawson Animal Shelter	Date to be determined. Facility will be under construction through 2001. When construction is done this requires a fiber run from a convenient splice point, the installation of a demarc box and insertion of the site into the appropriate ring.

Implementation Phases Beyond Phase Six FY2003 – FY 2007

For sites that are included in phases beyond six, while timing remains to be determined, new City facilities and those sites that provide support for public safety or public health services would be connected in advance of other priorities. The number of connections that are able to be made in a fiscal year and the nature of the communications which will be supported will be constrained by the monies that are available through the Jones Communications capital grant program.

Operating Budget Impact:

The annual operating cost of the I-Net is currently estimated as follows, assuming maintenance, repair and engineering costs per site of \$5,000.

INFORMATION TECHNOLOGY PLAN

	FY 2002	FY 2003	FY 2004	FY 2005	FY 2006	FY 2007
I-Net Operating Cost for Schools - Estimated	\$105,000	\$105,000	\$105,000	\$110,000	\$110,000	\$110,000
I-Net Operating Cost for Government and Libraries - Estimated	\$245,000	\$260,000	\$260,000	\$280,000	\$280,000	\$280,000
Total Estimated Costs	\$350,000	\$365,000	\$365,000	\$390,000	\$390,000	\$390,000
Active Sites - Schools	21	21	21	22	22	22
Active Sites - Government and Libraries	49	52	52	56	56	56
Total Sites	70	73	73	78	78	78

Project Benefit:

This project has enhanced productivity by allowing several City schools (ACPS) to have video services to connect classrooms. These video services are providing a better quality service than could be acquired through a regional telephone carrier for the same cost. In the future this project will enable the City to deliver scalable data, video and telephony communications to the ACPS, the libraries and the City government as those services are needed and warranted.

Change In Project From Prior Fiscal Years:

- There is no fiscal change to this project.

Telephony (015-014-2-1-2)

Priority: Very Desirable

This project provides for the possible replacement of Bell Atlantic (now known as Verizon) Centrex service with telephone service to the City governments, schools and libraries using the I-Net as the means to route internal City telephone communications between major City facilities. The project anticipates the potential acquisition of a City-owned telephone exchange system, but as that is not an assured alternative and the cost is not yet known, only a small amount, \$5,000, is included for FY 2002 at this time. The two basic options are either a city-owned system or a vendor-owned system. In addition, \$50,000 was included in FY 2001 to provide for contract assistance in the preparation of the Request For Proposal (RFP) for the replacement of the City's Centrex services contract. This RFP was issued in FY 2001 with responses received in February, 2001. Staff will be evaluating the vendor responses during the balance of the fiscal year.

The continued convergence of telephone services with computer facilities may lead to changes in the way the City provides these services. Some of the more visible examples of this convergence are:

- Internet telephony (called Voice Over IP- VoIP) in which the Internet is used as the telephone carrying and switching system;
- Internet appliances which combine telephone devices or paging devices with internet access;

INFORMATION TECHNOLOGY PLAN

- Telephone call management systems which enable the computer work station to also be used as the desktop telephone device.

While these technologies are not yet sufficiently mature for deployment in the City's environment, they are technologies that have the potential for enabling future productivity improvements.

Operating Impact:

The City government's and Alexandria Public School Systems' Centrex contracts expire at the end of calendar year 2001. A consultant's report on telephone services, which was completed in summer 1998, recommended that the City pursue a request for proposal process that would solicit (a) bids for equipment and maintenance services to provide City telephone services over the I-Net and (b) bids to continue to provide this service through Centrex or Centrex-like product. In addition, the City is exploring the possible use of the State's COVANET telecommunications contract (www.dit.state.va.us/telco/covanet) to provide this service. This three part approach is recommended because of the extreme rapidity with which telecommunications services are changing and prices are dropping. This approach enables the City to select the most advantageous proposal. City and ACPS staff developed a joint bid which was released in November 2000. Should the City choose to acquire its own telephone switching system, this project will include appropriate implementation monies.

Project Benefit:

This project will provide more effective and efficient telephone and related telecommunications services to the City government, library system and the Alexandria City Public Schools.

Change In Project From Prior Fiscal Years:

- There is no change in this project from the prior fiscal year.

Connection to State Government Data Services

This project, which provides for connectivity management services between the City government and various data services mandated by the Commonwealth of Virginia, has been incorporated with the Security project below .

Security (015-014-3)

Priority: Essential

This project encompasses work related to the security of the City's desktop, mobile computer users and network services. Network services include wide area networks and local area networks, including the provision of services for Internet connected systems as well as connections to State networks.

This project supports the acquisition of hardware and software needed to provide security to the City's desktop computers, mobile computers and network servers and services. Network services include wide and local area networks, including protection of unauthorized access from the Internet. As connections to State networks are needed for the Courts, the public safety agencies, the Health Department, the Finance Department, the Planning Department, Transportation and Environmental Services, the Real Estate Assessor, and for the Human Service agencies, these funds also provide for acquisition and installation of computer network communications devices such as software in the form of firewalls, and hardware in

INFORMATION TECHNOLOGY PLAN

the form of modems, routers and network switches which work in conjunction to isolate the City's networks and data communications from those of the State. These devices ensure that the City-to-State TCP/IP data connections are private and secure the City's wide and local area networks against unauthorized access.

There are multiple parts to this project: software to protect desktops, software and hardware which together form "firewalls" as well as other software and devices to protect remote mobile computers. Firewalls are used to block unauthorized individuals from gaining access to City computer services where the connections are of a permanent nature such as connections to the Internet and other government networks. Remote and mobile access security devices are used when portable computers are used to access City network resources over either the public switched telephone network or through radio communications. As needed, this project includes the purchase of expert services to test the efficiency and effectiveness of these devices and systems.

Operating Budget Impact:

Providing adequate security to the City's computer services requires care in planning and execution. For example, the installation of the Police Department firewall will create an environment where the City's firewall services will have to protect the City Hall LAN and protect the Police Department LAN. Staff expected be able to handle firewall problems without additional support (as was previously done with the City government firewall to the Internet and to the DHS firewall). However, with the expansion of firewall protection to the Library facilities and extensions to intermediary monitoring and filtering at the desktop, staff found that the additional work load was too high to be met with existing staff. The additional work load to monitor and maintain network and computer security is contracted at an amount of approximately \$50,000 annually.

Project Benefit:

This project will enhance productivity and afford better quality service through the elimination of potential system intrusions that may disrupt network operations, damage system and data files and otherwise compromise the integrity of the City's networked environment.

Change In Project From Prior Fiscal Years:

- An increase of \$15,000 in FY 2002 is attributable to combining the 'Connection to State Government Data Services' project with the Security project. There is no overall change in these combined projects.

Computer Work Station Software Management (Project 015-014-15)

Priority: Very Desirable

The City has a number of application systems which employ client/server technology. Client/server technology developed in the 1980's and early 1990's was designed so that much of the work done by the application system is performed by the client and a little is performed by the server. These are called "fat" client systems because they contain large amounts of computer code which must be stored and run on the client's computer. This requires that each computer work station that uses an application system of this type have a special piece of software loaded on it and also requires that for each change in the release of the application, that someone go to the work station and install the upgraded software - a time consuming task. The advent of the Internet World Wide Web (web for short) introduced the web browser which is called a thin client. In thin client technology a little work is done by the client and a lot of work by the server. The advantages of the latter

INFORMATION TECHNOLOGY PLAN

approach are several: (a) the cost of the client, the web browser, is essentially free and easily distributed; (b) the web browser is a uniform interface making training less complex; (c) computer work stations can be simpler and less expensive; and (d) the web browser is also used for accessing the Internet, serving double duty.

The following table displays in four groups, key City systems which are client/server based. The first group, fat-client systems that are to be retrofitted with a web browser interface, are the target of this project. These systems need to be modified so that they are able to be accessed through a standard web browser such as Netscape Communicator or Internet Explorer. The monies proposed in this project are for accomplishing this. The remaining three groups list application systems which will come with a web interface or have already been funded for replacement and will be designed to be used with a web interface.

Systems With "Fat" Clients

	Group	Application System	Estimated Current Sites	Estimated Total Future Sites
1	Fat-client systems to be retrofitted with a web browser interface	Performance Accounting System	250	250
		Personal Property System	100	100
		MHM RSA Anasazi Client System	125	125
2	Web interface under development	Permit*Plan	125	125
		BuySpeed Purchasing System	20	100+
3	Has web interface	Geographic Information System	50	300
		Kronos remote time and attendance	50	200
4	System to be redeveloped to include web interface. Redevelopment project is funded independently of this project.	Business Tax Accounts Receivable System	50	50
		Real Estate Accounts Receivable	50	50
		Real Estate Assessment System (CARAT)	50	50
		Payroll/Personnel System	20	600 (Growth on the Personnel side)

Project Benefit:

The consistent use of web-based clients throughout the City will reduce system administration costs, and will provide a uniform interface that is familiar to most new and current employees alike, helping to reduce training costs, reduce mistakes and raise productivity.

INFORMATION TECHNOLOGY PLAN

Change In Project From Prior Fiscal Years:

- There has been no change in this project from the prior fiscal year.

Information Technology CIP Summary								
Connectivity Project (015-004)								
Public Access Development								
	Prior Year							
	Unallocated	FY2002	FY2003	FY2004	FY2005	FY2006	FY2007	Totals
Web Site Enhancements	167,340	115,000	100,000	100,000	100,000	100,000	100,000	782,340
Web Site Planning & Zoning								
Docket Search & Retrieval	0	25,000	0	0	0	0	0	25,000
Totals	167,340	140,000	100,000	100,000	100,000	100,000	100,000	807,340

Public Access Development

Web Site Enhancements (015-014-3-1)

Priority: Very Desirable

This project includes enhancements to, and applications for, the City of Alexandria's Internet web site (ci.alexandria.va.us).

Monies in this project fund the on-going development and evolution of City departmental web sites. Additional web site enhancements and applications are evaluated on an on-going basis with input from two groups appointed by the Information Technology Services Committee -- the City web Site Committee and the Electronic Services Task Force -- and from the City Council's Information Technology Commission.

Over the past twelve months web site enhancements included:

- New improved web site home page with increased functionality
- New graphical interface for all pages
- New web server which provides significant performance enhancements
- Scroll bar for special events announcements
- DASH site including bus schedules
- Three additional years of Council dockets research material added to Docket Storage and Retrieval (FY 1992 through FY 2000 are now available)
- New Planning Commission, Board of Zoning Appeals and Board of Architectural Review docket sites
- 2000 Annual Report
- Automated press releases
- Historic Alexandria Cultural Events calendar
- Recreation Bike Trails map
- Graphical display of Boards and Commissions database
- Police Department site
- Fire Department site
- Office of Commonwealth's Attorney site
- New design for Alexandria Economic Development Program site
- Human Rights site

Proposed

Capital Improvement Program

INFORMATION TECHNOLOGY PLAN

- Ability to pay real estate, personal property, and business personal property taxes on-line
- Ability to pay parking fines on-line
- New Council photos and biographies
- Ability to search real estate assessments on-line
- Police Department daily crime reports

In the next twelve months staff plan to implement: on-line registration for recreation programs, expanded on-line access to public records and bidders' lists, on-line purchasing; and connection of the on-line employment application form to the Personnel Services Department's Applicant Tracking system, thus eliminating most manual handling of job applicant data. Other work will directly link on-line web forms to back-end databases with applications. One project for which a technical feasibility analysis is underway is the ability to apply for and track the status of a building permit on-line. This will likely include working with the manufacturer of the permitting application for a graphical web design and revisions to the database to accept real-time queries.

In addition, there is increasing awareness within various departments of the ability to use the Internet as a communications medium. This awareness, coupled with the increase in public use of the site, make it ideal for communicating the status of various projects which affect the lives of Alexandrians. Recently the City's web site was used for a survey of citizens to determine the impact of the Police Department's efforts to reduce gridlock at key intersections during rush hour. The Transportation and Environmental Services department is currently working on a plan to use the web site to communicate traffic calming efforts in various neighborhoods. These are just a few of the many potential uses which will require additional resources in 2002.

The increased acceptance of the web site by the public and the increasing use by staff of the Internet places an increased load on both equipment and telecommunications capacity. This project also provides funds to increase server capacity and to support enhancements to the telecommunications capacity needed to move data from the Internet to the web server and from the web server to the back-end databases.

Operating Budget Impact:

As the number of pages available through the web site grows, the cost of its maintenance - which includes disk space storage fees - will also increase. For the next year, staff expects that the web site will grow at annual rate of approximately 25 percent (to about 7,000 pages by the end of FY 2001 and 8,000 pages by the end of FY 2002).

The growth of the City's web site from about 200 pages in 1996 to more than 5,000 today, coupled with the increased complexity of the site (the site contains a variety of built-in applications to make using the site easier) has placed increased demands on staff for maintenance of the site. While some departments have taken on the direct maintenance of some or all of their site (e.g. - the City Clerk posts docket materials to the web without ITS assistance), the need to continue to work with departments to manage their web site areas is a focus of ITS staff. In last year's CIP, this was highlighted as an issue which would require additional resources to continue to assure that the City's web site is accurate, timely (does not contain outdated material), and is responsive to the needs of the community. The FY 2002 ITS operating budget request reflects this need by requesting an additional staff person for web maintenance.

INFORMATION TECHNOLOGY PLAN

Project Benefit:

This project provides enhanced services to the public by making information about the City government available seven days a week, 24 hours a day. In addition, the City's Internet web site provides the platform for delivering certain kinds of City services, such as registration for events, in a cost-effective manner.

Change In Project From Prior Fiscal Years:

This project has changed as compared to prior fiscal years:

- An increase from \$50,000 to \$100,000 in FY 2002 through 2006 to allow for the anticipated increased use of the web site as a communications medium and an extension of this level of funding through FY 2007.
- Funds previously reported separately as 'Web Site Registration for City Services,' including \$56,000 in FY 2001 and \$15,000 in FY 2002, have been incorporated under 'Web Site Enhancements.'

Information Technology CIP Summary								
Connectivity Project (015-004)								
Software Infrastructure								
	Prior Year							
	Unallocated	FY2002	FY2003	FY2004	FY2005	FY2006	FY2007	Totals
Database Infrastructure	0	65,000	45,000	45,000	45,000	45,000	45,000	290,000
Software Development and Maintenance Environment	33,000	30,000	30,000	25,000	25,000	0	0	143,000
Totals	33,000	95,000	75,000	70,000	70,000	45,000	45,000	433,000

Software Infrastructure

Database Infrastructure Development (015-014-13)

Priority: Very Desirable

To facilitate sharing and exchanging data between applications and to safeguard the integrity and security of financial and safety data, the City has adopted two database software products, Sybase and MS/SQL, as preferred database engines for the development of major City software applications. This project involves the codification of rules, processes, and data elements contained in key City databases which is a pre-condition for the development of integrated City systems.

Project Benefit:

This project enhances productivity by providing a standard reference to all appropriate data elements that are in various City electronic databases, allowing staff to access standardized data (such as addresses) across numerous databases without regard for the nuances of each database's environment or construction. The project provides better quality service by improving the timeliness and accuracy of staff interaction with citizens who request information or services through the City's Permitting applications, the Real Estate Assessment

INFORMATION TECHNOLOGY PLAN

Process, the Recreation Department registration application, as well as other applications. It also provides improved management of City resources through enhancements to the ability to provide analysis of the data which resides in these different computer applications. Much of the data managed by these applications will be converted to be "layers" in the City's geographic information system (GIS).

Change In Project From Prior Fiscal Years:

- Extends development of database development work through FY 2007 in the amount of \$45,000 annually.

Software Development and Maintenance Environment (015-014-16) Priority: Desirable

This project provides for the planning and implementation of a software development and maintenance environment that (a) strengthens the City's institutional knowledge of its mission-critical software systems, (b) enables the development of systems with a minimal of specification changes through the principles of software development life cycle (SDLC) and (c) enables elements of programming code to be reused, reducing the time and cost of developing and maintaining computer systems. It does this by establishing a process for accurately developing requirements for new systems, by providing a framework for developing technical and user documentation for City systems and by establishing an inventory of reusable software components.

Operating Budget Impact:

The estimated annual maintenance cost for products needed to implement this project is \$25,000.

Project Benefit:

The project is expected to improve the efficiency of software development and maintenance by reducing the number and size of adjustments to requirements; by enabling the sharing of programming code, thus reducing the need to "reinvent the wheel"; and by reducing the storage of redundant (and often conflicting) data. This will significantly reduce the expansion of system specifications during development (called "scope creep"), facilitate program code reuse, and simplify system support.

Change In Project From Prior Fiscal Years:

- There is no change in this project from the prior fiscal year.

INFORMATION TECHNOLOGY PLAN

System Development Projects - Project 015-015

This CIP project category includes development of computer application systems in finance, geographic information and public safety for departments and agencies, development of automated document management services, and the development of the City's radio communications network for both public safety and operating government agencies.

Information Technology CIP Summary								
Systems Development (015-005)								
Public Access Systems								
	Prior Year							
	Unallocated	FY2002	FY2003	FY2004	FY2005	FY2006	FY2007	Totals
DHS Client Services								
Information Access	0	25,000	0	0	0	0	0	25,000
Less: Grant Funding	0	0	0	0	0	0	0	0
Library Automated Catalog								
System Replacement	0	250,000	0	0	0	0	0	250,000
Electronic Government	126,500	150,000	0	0	0	0	0	276,500
Public Access to Land Records	0	0	0	0	0	0	0	0
Totals	126,500	425,000	0	0	0	0	0	551,500

Public Access Systems

Department of Human Services Client Services Information Access (015-015-18)

Priority: Desirable

The Department of Human Services (DHS) is developing a touchscreen system that provides an overview of DHS programs as well as specific information on selected subjects, with self-repeating (looping) brochures and printing on demand service, available in either English or Spanish. For security reasons the touchscreen system will have no exposed keyboard, mouse or printer. Citizens will touch a screen area of interest and a guide to DHS programs will be presented. Application forms for certain programs, along with directions will be printed by request. A section for Human Services program frequently asked questions (FAQs) will also be available. The work stations' programs will be updated with information on new or changed programs. Work on this project was begun in June 2000. DHS anticipates the first phase of the project (locating one work station in the lobby of the Mt. Vernon Avenue Human Services building and a second at the JobLink site on Eisenhower Avenue) to be installed, tested and in full use by late spring 2001. Sometime following the completion of the first phase of the project, it is expected that the DHS touchscreen unit will be connected to the State intranet to allow citizens to locate State Human Services information.

An amount of \$25,000 is included in FY 2002 for this project to acquire the necessary hardware and software and to develop content.

INFORMATION TECHNOLOGY PLAN

Project Benefit:

This project will benefit citizens seeking City DHS information. The unit will allow access to DHS information without having to see a DHS worker, or know the exact question to ask. The frequently asked questions (FAQ's) section will help people find information they may otherwise be hesitant to ask of a staff member, and can do this while waiting for assistance.

The system will provide Alexandria citizens with additional community service information of which they may never have been aware. Educating citizens about DHS services helps DHS provide better service to its clients.

Change In Project From Prior Fiscal Years:

- There is no change in this project from the prior fiscal year.

Library Automated Catalog System Replacement (015-015-19)

Priority: Essential

The Alexandria Library seeks to advertise a Request For Proposals (RFP) to replace its integrated automated library system. The current system has evolved over the past two decades and was last upgraded with a web-based interface in 1996. The Library seeks a turnkey system with four basic modules: acquisitions and cataloging; serials control; patron access catalog; and circulation. All modules must be, at minimum, designed with graphical user interface or web-based interface. The system must be capable of handling all bibliographic control, authority control and database management; interfacing with OCLC, the library's supplier of cataloging records; serials control to allow branch level check in; circulation with off-line back up; inventory control; web-based patron access, including 24 hour a day, seven day a week remote access to a patron's records for renewal, reserve; client and server; electronic mail; report generator; and automated telephone patron notification. The system must be designed with sufficient power and disk capacity to perform all specified functions with an initial database of 427,000 MARC records (Machine Readable Cataloging -- the library systems universally accepted format for catalog records) and 200 concurrent users. The system must also be designed to accommodate a 40 percent increase in the database and the addition of 100 concurrent users upon delivery and installation.

Project Benefit:

This project enhances productivity internally, but more importantly, improves the library patron's access to the library's collections, its on-line reference resources and other special services such as remote reserving and renewing of materials, delivery to the homebound, and movement of materials between and among branches upon request.

Technical services staff will benefit from a seamless process beginning with branch-level ordering of materials, direct ordering to vendors, simple tracking, expedited cataloging and rapid processing for delivery and shelving. The system will enable branch staffs to order materials from their work stations and continually track items until received in the branches. The welcome screen at each public access terminal will be designed with appealing graphics and ease of use. Managerial staff will have access to a report generator that will allow them to design reports that will help them meet patron needs and determine areas of collection strengths and weaknesses. Inventory control will improve as determination of replacement needs will be accelerated.

INFORMATION TECHNOLOGY PLAN

Change In Project From Prior Fiscal Years:

- This is a new project for FY 2002.

Electronic Government (015-015-4)

Priority: Desirable

Electronic Government (E-Government) consists of many projects and systems that permit governments to use the Internet to reach citizens, businesses, taxpayers and vendors. Two E-Government projects that the Finance Department will be implementing are: 1) Electronic Bill Payment and Presentation and 2) E-Procurement.

The City implemented an on-line payment service by credit card for real estate taxes, personal property taxes and parking fines in FY 2000. That project allows citizens and businesses that have received a bill to make payment by credit card over the Internet or by phone.

The Electronic Bill Payment and Presentation project will provide citizens and businesses with the ability to electronically, through the Internet:

- file or make adjustments to their personal property taxes, real estate taxes, and all business taxes without having to have a printed bill in hand;
- examine outstanding charges for taxes, fees and fines; and
- to be able to select some or all of these charges for payment; either electronically, by telephone or through the U.S. Mail service.

The City anticipates examining a number of options for delivering these services, to include contract support and potential partnerships with other Northern Virginia jurisdictions. The project is expected to begin in FY 2002.

The E-Procurement project will provide the City's Purchasing Division with the capability to conduct Electronic Commerce (EC) transactions with appropriate vendors. EC is an emerging industry standard technology that enables businesses to electronically exchange financial and business documents in a secure and reliable environment. The City is participating with the Metropolitan Council of Governments on a regional E-Procurement initiative which, if successful, will accelerate the City's entry into this service. When this project is complete, the City will be able to solicit bids and place orders electronically, and vendors will be able to electronically invoice the City for goods and services. With the cooperation of the banking industry, this project will be extended, to the extent feasible, to enable the City to electronically pay invoices.

In addition, as part of this project, the Purchasing Division anticipates implementing the ability to access appropriate vendor catalogs on-line, to place purchasing contracts on-line and to enable strictly controlled on-line buying of certain commodities.

Operating Budget Impact:

The operating budget impact of the E-Procurement component of the E-Government initiative is estimated to be \$5,000. While the electronic commerce transaction costs are likely to be borne by vendors, estimating an annual operating budget impact will require additional study.

INFORMATION TECHNOLOGY PLAN

Project Benefit:

The Electronic Bill Payment and Presentation project will enable citizens and businesses to access and change information about the status of their accounts 24 hours a day, seven days a week, and to make payments without needing a printed bill, making this service more convenient.

This E-Procurement project will enhance productivity by reducing the staff effort needed to process requests for proposals and invitations to bid; by enabling routine purchasing transactions to occur electronically, reducing the opportunity to introduce error and; by reducing the time to process financial transactions.

Change In Project From Prior Fiscal Years:

- This project combines the Electronic Commerce project (015-005-4) and the Electronic Bill Payment and Tax Filing project of the FY 2001 to FY 2006 IT Plan to better associate these related costs.
- An additional \$100,000 is included in FY 2002 to accelerate the City's development of electronic government services.

Public Access to Land Records (015-015-30)

Priority: Essential

The purpose of this project is to place the Alexandria Circuit Court land records and related documents on the Internet over the next two years. The following table shows the land records and indexes and their status with regard to conversion to a format accessible through the Internet.

Date of Records	Status
Land Records from 1970 - 1993	Scanned onto CD's and on microfilm made from CD's
Land Records from October 1993 - October 1999	On 16 mm microfilm
Land Records from October 1999 - present and future	Have been and continue to be scanned using Supreme Court of Virginia Records Management System (Records Management System [RMS] - located in the Office of the Clerk of Court)
Indexes from 1970 - 1993	On data tapes which need converting to run on RMS
Indexes from 1993 - present	Currently available on RMS
Indexes from 1999 - present and future	Linked to images of actual recorded documents

All the above records and indexes will be converted to a format compatible with web browser access. The records and indexes will be placed on a separate public access server isolated from the daily operating RMS. Records will be uploaded regularly to this server. The City will provide links from the Clerk of Court page on the City's web site to access the land records data.

INFORMATION TECHNOLOGY PLAN

The Virginia State legislature initiated a project to automate and create remote access to the Commonwealth's land records by funding through the Technology Trust Fund (TTF) (administered by the State Compensation Board and the Council on Information Management) The Clerk of Circuit Court is the official custodian of these records. For every land recording there is an additional \$3.00 charge to fund this project. Two dollars is directly available (only through meeting certain requirements) to the office generating the fee and can be applied to any project that moves toward the goal of remote access. The other \$1.00 is controlled by the State Compensation Board. A total of seven hundred fifty thousand dollars (\$750,000.00) is now available for Clerks in jurisdictions with populations over 70,000. There are 22 clerks in this category.

The initial phase in which the records are converted from CD and microfilm to a format accessible through the Internet, will require a third party vendor to perform the work. The next phase, the linking of indexes to scanned images, will require additional temporary staff. After these initial phases there will be an ongoing conversion and uploading of data plus any normal system maintenance. The initial phase should be accomplished within a few months. The second phase which would take between 5,000 and 6,000 person-hours should be accomplished within a year.

This project is a part of the initiative to provide public access to Office of the Clerk of Court's public records.

Project Benefit:

This project makes the land records of the City of Alexandria directly available to other City agencies, title attorneys, realtors, historical societies, property owners of Alexandria. As paper records age, they become more fragile and handling hastens their deterioration. Also, as more of these records are put into digital format, access becomes limited to the number of PC's that can be accommodated in the space of the Clerk's Office record room. Remote access allows citizens access to essential land records virtually 24 hours, gives other City agencies immediate access to the official land records in their own offices, protects the original records from additional handling, and gives access to title attorneys and real estate personnel to more efficiently serve citizens involved in real estate transactions in the City of Alexandria.

Change in Project From Prior Fiscal Years:

- This is a new project for FY 2002.

INFORMATION TECHNOLOGY PLAN

Information Technology CIP Summary								
Systems Development (015-005)								
Document Management Systems								
	Prior Year							
	Unallocated	FY2002	FY2003	FY2004	FY2005	FY2006	FY2007	Totals
MHMRSA Medical Records								
Management	0	46,500	0	0	0	0	0	46,500
Personnel Systems	55,250	125,000	150,000	0	0	0	0	330,250
Digital Printing and Copying	50,000	0	0	0	0	0	0	50,000
Document Management and Imaging Infrastructure	0	60,000	100,000	50,000	50,000	50,000	50,000	360,000
Totals	105,250	231,500	250,000	50,000	50,000	50,000	50,000	786,750

Document Management Systems

MH/MR/SA Comprehensive Client Database, Assessment and Treatment Planning System (015-015-1-3) Priority: Very Desirable

In 1998, the Department of Mental Health, Mental Retardation and Substance Abuse purchased a client-server based comprehensive client database, assessment and treatment planning system (Anasazi). With the department serving approximately 4,500 individuals each year, Anasazi provides a comprehensive data management and billing system to handle all client and third party billing, including managed care, as well as department, City, State and Federal reporting requirements. Additionally, the Anasazi software offers a fully integrated automated client medical records system that provides for one clinical record per client that satisfies both managed care and national accreditation standards. Additional modules to be implemented include a Managed Care authorization package to manage the delivery of clinical services and to upload information from laptop computers used by staff who provide clinical services in clients' homes or at various community sites. The first phase of the project has been successfully implemented. The assessment and treatment planning modules are being phased in beginning in summer 2000. Managed care authorization will be added during calendar year 2001. Further enhancements will include remote user support and a staff appointment and scheduling capability. In addition, a cost-management module will be implemented during the second quarter of calendar year 2001.

During FY 2002 MH/MR/SA will be deploying the first group of laptop computers to clinical staff who provide service to clients at remote locations. Laptop computers will allow clinicians who spend the bulk of their time at remote sites to collect important client data while at the sites, thus reducing the need to return to the office to input data into the terminals located there.

Operating Budget Impact:

During FY 2002 there will be ongoing maintenance costs to the Anasazi system. These maintenance costs will be driven by both federal and state legislative initiatives and reporting changes. For example, the Federal HIPAA (Health Insurance Portability and Accountability Act) legislation and the state POMS (Performance Outcome and Measurement System) reporting requirements will necessitate numerous changes to the Anasazi software.

INFORMATION TECHNOLOGY PLAN

Project Benefit:

The record system has eased State reporting requirements by providing 'one button' State reports, and helped ensure licensure and other regulatory compliance. The planned enhancements will help ensure compliance with the State's Performance Outcomes Measurement System, and the proposed change in the Virginia Department of Mental Health, Mental Retardation and Substance Abuse Services' client and financial reporting requirements.

Change In Project From Prior Fiscal Years:

- Funding in FY 2002 reflects an increase of \$46,500 for laptop computers required to support remote user access to this system.

Personnel Systems (015-015-2A)

Priority: Desirable

This project provides for the development of applications that support the administration of the City's personnel policies and procedures. Among the services anticipated to be delivered by these systems are:

- on-line access to training records, class specifications, personnel records, grievances and discipline records;
- on-line access to training class sign-up and the status of enrollment in those classes; and
- improved processing of employment applications and resumes with appropriate linkages to applicant tracking reporting and management.

These services will be implemented in phases over several years. During FY 2001 these personnel system features are to be provided to staff using the City's intranet:

- electronic access to City Administrative Regulations for all City staff;
- access to electronic versions of personnel forms that can be printed at their desktop, with selected forms upgraded to be completed on-line; and
- an on-line telephone directory and employee locator facility that provides employee mailbox number, room number and off-site mailing address.

In FY 2000 money was included to engage professional services to assist staff in reviewing personnel administrative operations and making recommendations with regard to specific automation solutions that will work in the City's operational environment. In FY 2001 monies are included to continue application development and includes a nominal amount for possible improvements to the applications/resume administrative process and to its links to applicant tracking reports.

Project Benefit:

This project will enhance staff productivity: (a) by providing more rapid responses for projects requiring employee information, (b) shifting query capability of pertinent personnel information to field operations to enhance day-to-day management, such as scheduling and monitoring of training and performance evaluation, and (c) providing supervisory access to personnel data while at the same time maintaining privacy of individual information as appropriate.

INFORMATION TECHNOLOGY PLAN

Change In Project From Prior Fiscal Years:

- An amount of \$125,000 has been added in FY 2002 to fund a business process reengineering study that will set the direction for improving the existing administrative processes through the acquisition of an HR system and to begin implementation of changes resulting from that study.
- An amount of \$150,000 has been added to FY 2003 to continue implementation work. The City Manager's Human Resources Steering Committee will begin assessing priorities and determining final direction upon completion of the study.

Digital Printing and Copying (015-015-20)

Priority: Desirable

The convergence of network printing services, standalone pre-press printing and standalone copying offers the City a possible opportunity to improve efficiency and effectiveness of a variety of related services. The City deploys a number of network printers as well as standalone copying devices that may well be able to be combined in a single unit, potentially reducing overall equipment and servicing costs for these devices. The preparation of offset printed products may be able to be done more effectively with network connected printing systems. This project includes monies to hire a firm that is expert in digital printing systems to examine the City's networked printing services, standalone copying services and printing preparation services to identify inefficiencies and to develop an implementation plan.

Project Benefit:

This project provides a potential for significant improvement in efficiency of the delivery of printing and copying services.

Change In Project From Prior Fiscal Years:

- There is no change in this project from the prior fiscal year.

Document Management and Imaging Infrastructure (015-015-21)Priority: Very Desirable

This project will replace the City's current imaging infrastructure used, primarily, for the City Council Docket Storage and Retrieval (DSR) system and the Planning and Zoning Docket systems. The current system, produced by IBM/Lotus, Lotus Notes: Document Imaging (LN:DI), is no longer available or supported. For new projects such as the Finance Department's Citizen Contact Management System, staff anticipates using Domino.doc, which should have the needed features and capabilities to be able to be used for other document management projects. In addition, the Fire and Police departments will be exploring electronic document imaging (EDI) and optical character recognition (OCR) technologies to electronically store a variety of internal and external correspondence to help reduce physical storage space requirements and to provide more rapid and accurate access to these materials.

Project Benefit:

This project will allow for the continued reliable operation of the City's Docket Storage and Retrieval system and the Planning and Zoning docket storage and retrieval systems for the Planning Commission, Board of Zoning Appeals and Boards of Architectural Review and is key to implementation of imaging projects planned for Finance, Code Enforcement, the Fire Department and the Police Department.

INFORMATION TECHNOLOGY PLAN

Change In Project From Prior Fiscal Years:

- This is a new project for FY 2002.

Information Technology CIP Summary								
Systems Development (015-005)								
Financial Systems								
	Prior Year							
	Unallocated	FY2002	FY2003	FY2004	FY2005	FY2006	FY2007	Totals
Business Tax Accounts								
Receivables	100,000	0	100,000	0	0	0	0	200,000
Real Estate Assessment and Accounts Receivable System								
Replacement	175,000	200,000	0	0	0	0	0	375,000
OMB Systems	85,000	0	0	0	0	0	0	85,000
LAN Based Payroll/Personnel System								
	0	250,000	250,000	0	0	0	0	500,000
LAN-Based Remote Time and Attendance								
	0	150,000	0	0	0	0	0	150,000
Finance Citizen Contact Management System								
	324,980	0	100,000	0	0	0	0	424,980
General Ledger Accounting System								
	40,000	0	100,000	100,000	100,000	100,000	100,000	540,000
Cashiering System	0	93,500	0	0	0	0	0	93,500
Totals	724,980	693,500	550,000	100,000	100,000	100,000	100,000	2,368,480

Financial Systems

Business Tax Accounts Receivables (015-015-2-1)

Priority: Essential

This project provides funding for the redevelopment of the business tax system, including the consolidation of business personal property and business license service in a thin-client, Windows-based environment that will be fully integrated with the Windows-based vehicle personal property system that was implemented in FY 1997.

In FY 2000, the City collected approximately \$19 million in business license tax, \$7.9 million in restaurant meals, \$5.2 million in transient lodging and \$12.5 million in business personal property. This project would provide a history of the business license tax by business and an accounts receivable control over the delinquent taxes. By integrating the business license tax with the personal property tax and other business taxes (restaurant meals tax, transient lodging tax and business personal property tax), staff would be able to provide one stop tax processing for businesses. The project would also provide ad hoc reports for user departments, more user friendly navigation through the tax systems, delinquent tax collection tools and integration of the Geographic Information System (GIS) to track the physical location of businesses within the City.

INFORMATION TECHNOLOGY PLAN

Project Benefit:

The system integration, ad hoc reporting capability and collection tools provided by this project would greatly enhance staff's ability to collect delinquent or under-reported business taxes, due to a current lack of Accounts Receivable controls. This project will enhance productivity by significantly reducing the staff work necessary to reconcile information from the various tax systems, each of which operates in a different software environment. It will lead to better quality service through improved file integrity and a reduction in the opportunities to introduce errors into the processing of business tax billings and collections and will provide a similar accounts receivable internal control and payment history for business taxes as is currently deployed for the personal property system.

Change In Project From Prior Fiscal Years:

- An amount of \$100,000 was added in FY 2003 to reflect a re-estimation of the project.

Electronic Commerce

The Electronic Commerce project has been combined with the Electronic Bill Payment and Tax Filing project and is reported under a new project heading, "E-Government" to better associate these related costs.

Real Estate Assessment and Accounts Receivable System Replacement

(015-015-2-3)

Priority: Essential

In 1991 the City's Real Estate Assessment System (CARAT) was the first mainframe system migrated to a LAN-based system. In 1994 the City's mainframe Real Estate Accounts Receivable (REAR) system was also migrated from the mainframe to a LAN environment and, at the same time, was integrated with CARAT so that appropriate changes in one system would be reflected in the other. The migration and integration of CARAT and REAR, however, did not fundamentally change either the program structure or the database engine, Datapoint, a niche product. This project replaces both systems to exploit a graphical user interface (GUI) in a Windows environment and to use either MS/SQL or Sybase, the City standards for database engines. Redeveloping these systems in a standard database is critical to the future integration of a Geographic Information System (GIS); Permit Processing; and other real property based systems. It is envisioned that the replacement system will be adaptable to web integration, as well as interface with other City systems.

This project is expected to take up to three years to implement to allow the Real Estate staff two full assessment cycles to insure that the costing models employed in the new system are not materially different from the costing models in the current system. Accurate costing of properties is key to supporting accurate and uniform property assessments, upon which the quality of the City's assessment process is measured.

Project Benefit:

This project will enhance staff productivity through improved speed of processing, more accurate and flexible data manipulation and more reliable system operation. New reporting tools will provide staff with the ability to be more responsive to requests for information.

INFORMATION TECHNOLOGY PLAN

Change In Project From Prior Fiscal Years:

- An amount of \$200,000 has been added in FY 2002 to more accurately reflect project costs, to include conversion of data from the present system to the replacement system and for the cost of project management services.

OMB Systems (015-015-2-4)

Priority: Very Desirable

This project supports on-going improvements and modifications in the City's budget systems to accommodate changes in budget development processes and to address legislative initiatives that affect budget preparation.

The project also provides for the replacement for the over 15 year-old DOS-based budget preparation system. While this system has been enhanced in the last five years, the advance of Windows technology and the installation of newer computers and printers is making this system difficult to operate with consistent reliability. The staff is examining several replacement options, including the purchase of an off-the-shelf budget preparation system. The project is expected to begin in FY 2001 and, depending upon the selected replacement approach, could be implemented in time to be used for the FY 2003 budget cycle in June 2001.

Project Benefit:

This project improves productivity through the implementation of a new budget preparation system, used by every City department, that will simplify and make more accurate departmental budget submissions. The new system will also provide improvements to the personnel services cost analysis system that will reduce staff effort in analyzing personnel costs and improve the accuracy of the systems' products.

Operating Budget Impact:

The maintenance cost of a purchased budget preparation system is estimated to be \$25,000 annually.

Change In Project From Prior Fiscal Years:

- FY 2002 reflects a decrease of \$85,000 in anticipation of the completion of the OMB system upgrade in FY 2001.

LAN-based Payroll/Personnel System (015-015-2-5)

Priority: Essential

The City currently contracts with Arlington County to use the County's mainframe computer to run the City's payroll/personnel system. At present the City anticipates continuing with Arlington County mainframe services through 2003 when it is expected that the Alexandria Justice Information System (AJIS), page 95 will be complete and the CJIS system, page 94, which also operates on the Arlington County mainframe will no longer be needed. If no other action is taken this will leave the payroll/personnel system as the only City system still requiring the use of the Arlington mainframe.

The City's present payroll/personnel system was acquired in 1982 from the Integral Corporation at the same time as the City upgraded its mainframe computer system from Honeywell to IBM. In 1990, facing a significant software upgrade to the payroll/personnel system and anticipating the City's move away from mainframes to small computers, staff began a review of options for providing payroll and personnel information services. The review, which was concluded in 1993 with a decision to upgrade the City's existing system

INFORMATION TECHNOLOGY PLAN

which is made by Integral Corporation, examined contracting with Arlington County to provide these services using its mainframe, contracting with a commercial outsourcing firm, such as ADP, and acquiring professional services to implement an in-house upgrade of the existing system to include a client/server version that would operate in a small-computer environment. The decision to upgrade the existing system was attributable to the significant costs associated, at that time, with both contracting with Arlington County (about \$200,000 annually) and with a commercial firm (estimated at about \$250,000 annually), as well as the significant operational changes that would be required to these systems to meet the functional needs of the City's payroll process.

Prior to the expiration of the Arlington County agreement, City staff will be evaluating all available options with respect to its payroll system, including upgrading the existing system in the context of current requirements, or replacing the system with a LAN client-server payroll/personnel system that would meet the City's needs. At present it is expected that staff will spend FY 2002 reviewing requirements and if determined necessary, prepare to issue an RFP for a replacement system in calendar 2002. The review of proposals, evaluation of alternatives and conclusion of contract negotiations would carry through FY 2002 and into FY 2003 with work that might begin as early as FY 2003. Because of the complexity and of the critical nature of payroll/personnel systems, staff anticipates that implementation would require up to 24 months to complete.

Because the actual cost of a replacement system will not be known until FY 2002 or FY 2003, monies in this budget are sufficient to begin the replacement review process. Typical payroll/personnel installations for cities of Alexandria's size could range to \$3 million or more, including monies to hire contract support to take care of the current system while City staff are working towards implementation of the replacement system.

To improve the capture of time and attendance, work began in FY 2001 to phase in an automated Remote Time and Attendance system. It is anticipated that the phases of the implementation will continue through FY 2002.

Project Benefit:

This project will enhance productivity through more effective distribution of payroll and personnel data to staff, through the automation of processes that are currently manual (such as COBRA management) and the implementation of position control to insure that budgeted positions are appropriately requisitioned and filled.

Change In Project From Prior Fiscal Years:

- FY 2002 reflects an additional \$150,000 in anticipation of a departmental reassessment of the current time and attendance reporting practices.

Finance Citizen Contact Management System (015-015-2-7)

Priority: Desirable

This project will support the Finance Department's responsibility for fielding and resolving calls from citizens and businesses with regard to tax and fee issues. This project is an outcome of a Business Process Reengineering (BPR) study undertaken by the Finance Department which was completed in FY 2000. The system will track contacts, whether by mail, telephone or email, and provide the ability to rapidly respond to inquiries. The system will include document images in support of research on billing problems and resolution of issues. The key imaging tasks under this project are:

INFORMATION TECHNOLOGY PLAN

- Treasury cash receipts are handled at a volume of 3,000 to 5,000 per day with the current on-site storage at over 300,000 documents.
- Personal property tax files are handled at a volume of 500 per day with the current on-site storage at over 200,000 documents.
- Business license applications and supporting documentation are handled at a volume of 36,000 per year with inadequate current on site storage.
- Business tangible personal property applications and supporting documentation are handled at a volume of 24,000 per year with inadequate current on site storage.
- Meal sales tax filings and supporting documentation are handled at a volume of 600 per month with inadequate current on site storage.
- Transient Lodging tax filings and supporting documentation are handled at a volume of 576 per month with a current on site storage at 500 documents.
- Personal Property tax Relief applications and supporting documentation are handled at a volume of 1,050 per year with a current on site storage at 2,000 documents.
- Real Estate Tax Relief applications and supporting documentation are handled at a volume of 1,000 per year with a current on site storage at 1,500 documents.
- Rent Relief applications and supporting documentation are handled at a volume of 200 per year with a current on site storage at 500 documents.
- Federal Bankruptcy applications and supporting documentation are handled at a volume of 450 per year with a current on site storage at 1,000 documents.
- Delinquent collections notices (dunning letters, Notices of Intent to Issue a Warrant, tax liens, etc.) and supporting documentation are handled at a volume of 26,000 per year with a current on site storage at 40,000 documents.
- Federal Schedule C tax filings are handled at a volume of 100,000 per year with a current on site storage that is inadequate; and
- Purchasing contracts at a volume of about 600 per year with current on-site storage at approximately 600 documents with an average page count of 30 per document.

In addition, Finance staff anticipates including miscellaneous accounts payable documents at a future date.

Project Benefit:

This project will enhance productivity and provide better quality service by making documents readily accessible to City staff, reducing the time needed to respond to citizens, Council and staff inquiries about related financial matters.

This project will also reduce the voluminous file space the Finance Department presently requires to store tax returns and correspondence from taxpayers. This project will also enhance the productivity of Finance staff by reducing the time and effort needed to respond to citizen inquiries and complaints by significantly reducing the opportunity to misplace key documents and the time required to research them. The project will provide better quality service to citizens by reducing the time to respond to inquiries and by insuring that the accuracy of responses is improved.

INFORMATION TECHNOLOGY PLAN

Change In Project From Prior Fiscal Years:

- This project has been deferred one year to reflect a more realistic implementation schedule, and monies budgeted for FY 2003 reflect that shift.

General Ledger Accounting System (015-015-2-8)

Priority: Very Desirable

This project provides for the maintenance and enhancement of the City's client-server general ledger accounting system. The client-server system, which was placed in production in the fourth quarter of FY 1998, replaced the City's 15 year-old mainframe general ledger accounting system. The system, Performance Accounting from KPMG, includes technology that provides departments and agencies with additional flexibility in managing and controlling financial information. Performance Accounting is one of several modules of KPMG's Performance Series which also includes budgeting, purchasing, asset management and grants accounting. The City currently uses accounting and asset management, and is considering the implementation of additional modules from the product suite. KPMG has indicated they will no longer be marketing the Performance Series line of products, and will attempt to partner with another firm providing a financial product to which Performance can be migrated. Staff will evaluate any proposed partnership and determine whether it is feasible to modify the current system or seek an alternative product.

Some planned system enhancements are currently limited to required upgrades and interfaces with other financial systems, including the purchasing system, Treasury, accounts receivable, and property tax systems. The enhancement with the purchasing system would allow users of both systems to track purchasing information in the general ledger system. Other system enhancements, including reconciling bank accounts, accumulating labor distribution and providing project cost allocation, have been put on hold until the system is evaluated.

Because of the uncertainty of the future of the product, beginning in FY 2002, Finance staff anticipates beginning a review of the current accounting system in the context of available new technology with a view to making a possible replacement recommendation in FY 2003. While it is not clear what the cost of a replacement will be, costs can range upward from \$1,000,000 or more.

Project Benefit:

With a system that is no longer being actively marketed, the City will not be able to take advantage of new technology required to address City residents and staff needs as they relate to remote access and intra- and Internet capabilities. Enhancements, including bank reconciliation and accounts receivable, will remain manual processes without additional upgrades.

Change In Project From Prior Fiscal Years:

- Funds in FY 2002 were reduced by \$40,000 in anticipation of the completion of the planned Performance Accounting 2.1 upgrade (the City has been using an earlier version of this product).
- Funds for FY 2003 through FY 2007 include \$100,000 for system on-going system upgrades and contracted services as needed.

INFORMATION TECHNOLOGY PLAN

Cashiering System (015-015-23)

Priority: Desirable

This project provides for modifications to the City's Finance Department cash register system by integrating tax systems into the PC's used as cash registers. This project will permit staff to access the various tax systems without leaving their cashiers' window thus enabling staff to advise customers who are paying their taxes at City Hall at the counter of other potential outstanding charges that may be due.

Project Benefit:

This project will enhance customer service by allowing City staff to more efficiently notify taxpayers of their liabilities as they pay their bills at City Hall.

Change In Project From Prior Fiscal Years:

- There is no change in this project from the prior fiscal year.

Electronic Bill Payment and Tax Filing

The Electronic Bill Payment and Tax Filing project has been combined with the Electronic Commerce project and is reported under a new project heading, "E-Government" to more accurately associate these related costs.

Information Technology CIP Summary

Systems Development (015-005)

Geographic Information Systems

	Prior Year Unallocated	FY2002	FY2003	FY2004	FY2005	FY2006	FY2007	Totals
GIS Development	112,500	450,100	270,000	140,000	140,000	140,000	140,000	1,392,600
Totals	112,500	450,100	270,000	140,000	140,000	140,000	140,000	1,392,600

Geographic Information Systems (GIS)

GIS Development (015-015-3-3)

Priority: Very Desirable

Layer Development and Maintenance

This project provides funding for the update and maintenance of the base layers now included in the system (parcels, buildings, streets, curbs, sidewalks, street centerlines, zoning, railroad lines and water features). It also provides funding for the creation of new layers, including funding of \$130,000 in FY2002 and an amount of \$75,000 in each year from FY 2003 through FY2007. A significant number of useful layers have been identified by various departments and are being prioritized by the GIS Steering Committee. The proposed funding should allow critical layers to be added to the system over time. High-priority layers identified by the Committee include those proposed by public safety (firebox and police beats), those related to the upcoming Census (Census tracts, blocks and lots), as well as a number of Transportation and Environmental Services layers.

Funding for this project in FY 2002 has been increased by \$265,100 compared to last year's request for FY 2002. These increases are for costs to cover additional staff resources needed

INFORMATION TECHNOLOGY PLAN

to create and maintain existing layers, prioritize new layers, as well as create additional layer associated with ad hoc requests. Currently there are only two dedicated staff resources for GIS; a permanent GIS Specialist and a newly approved temporary over-hire GIS Specialist. The demand for timely completion of GIS layers and citywide availability far outweighs the available staff resources. To continually maintain and update existing base layers, create new layers based on the prioritized list of layers and fill ad hoc requests for layers, additional contract support will be required.

One of the primary responsibilities of the proposed contract support will be to create additional layers associated with ad hoc layer requests that have become common and are not included on the list of priority layers. These unanticipated ad hoc requests are frequently as important as the base layers but can often be characterized as "analysis" layers that only use the base layers as background information and draw from disparate data sources throughout the City, such as permits issued, school enrollment, and housing stock. Currently no staff member is available to handle these ad hoc requests as the current GIS resources are committed to updating and maintaining the initial base layers.

The layer development may be accomplished through the use of contractor services or by hiring temporary in-house staff, depending upon the type of layers. Contractor's services may be utilized for layers that require a large amount of field data collection, for example locating all of the fire hydrants throughout the city. Data collection services by contractors typically require less specialized GIS technical skills and are less expensive. In-house temporary staff may be hired to work on layers which require more knowledge of the city or which require extensive interaction with other GIS or city staff.

It should be noted as in FY2001 that the proposed funding level of \$130,000 per year for layer creation/update is still not sufficient to complete all of the layers desired by some departments over the next several years. In particular Transportation and Environmental Services (T&ES) and Archeology have identified an extensive number of layers, each required to be done at a higher degree of precision than our current GIS and which represents a potential substantial cost not proposed for funding in the FY 2002 GIS budget. T&ES, however, has requested monies as part of the FY 2002 IT plan for an Infrastructure Management and Maintenance System that includes layer development components that will be incorporated in our current GIS system.

As GIS grows into a true City-wide application, the GIS Manager joins the staff, and a better feeling for the need of required staff resources to support a fully functional GIS system becomes more apparent, many of these temporary staff costs should transfer to the operating budget, as it is anticipated that these positions will be formalized into permanent full-time City staff in FY 2003.

Hardware/Software/Training

Funding is proposed for hardware, software and training in support of the GIS initiative. In FY2001 funding is at \$220,100; much of this amount has funded the one-time purchase of significant software and hardware required for the GIS, including ArcInfo, ArcView, ArcSDE, and related software. The significant increase in FY 2002 monies for hardware, software and training is attributable to supporting the hardware and software needs of the various departments. It was previously envisioned that each of the user agencies would allocate monies for GIS workstations and software in their individual departmental budgets. This approach has not worked well and the GIS Steering Committee has learned that it is difficult for the user agencies, especially the smaller agencies, to predict their GIS needs in advance for a technology that is new to the City. For at least the next two years, funding for GIS hardware, software and training are recommended to be absorbed by the GIS budget rather than individual departmental budgets. As GIS becomes more prevalent in the City it is anticipated that by FY 2004 the GIS program will be widely distributed and used throughout

INFORMATION TECHNOLOGY PLAN

the City and that funding for training and GIS products will have been incorporated into individual department's training budgets.

It is anticipated that by FY 2004 these expenses will be transferred to the user agencies. In subsequent years as the user agencies have been supplied with the initial start up costs to support GIS at the departmental level, funding drops to \$35,000.

Funds from the FY 2001 budget will be used to purchase the required backend software and server hardware needed to support the growing number of users accessing the GIS data. In FY 2002 it will be necessary to hire consulting services to provide assistance and customized training in the backend configuration of the hardware and software for GIS data storage and delivery. GIS data storage software has recently become quite complex and has moved from a file based storage system to a relational database management system (RDBMS) structure that is capable of storing the geographic component associated with GIS data. The configuring of the hardware and software to support the GIS on RDBMS technology is complex and relates to security, concurrent access and version control.

In addition staff have experienced a significant increase in the demand for printed maps from user agencies and anticipate this demand to increase both from user agencies and from the public as the availability of the GIS data becomes more widespread. Currently there are only two large format printers for use by GIS and one of those printers does not have the necessary features of many of the newer models. As the demand from the public for printing of maps increases, the pool of large format printers and other GIS printers needs to be increased by at least two. Staff anticipates that at least one large-format plotter will be placed in a central location within the City so that those agencies outside of City Hall will have more convenient access to a large printer.

The remainder of the funds for FY2002, as in FY 2001, are targeted for training and attendance for key personnel at user conferences/meetings. It is proposed that on-site training be again be held for ArcInfo and ArcView within the City; this on-site training provides a more cost-effective approach than funding off-site individual training, particularly at the onset of the project where more extensive training is required for key personnel.

By FY 2004 it is assumed that the GIS program will be widely distributed and used throughout the City and that funding for training and GIS products will have been incorporated into individual department's training budgets.

Internet Access

As the GIS is distributed and used more extensively throughout the City it is envisioned that data will be distributed to staff and the public via the intranet and Internet. For this project in FY 2001, \$25,000 was allocated for analysis and design of the Internet interface for GIS. This money will be used to purchase specialized web server software designed for interactive maps and web server hardware. For FY 2002, the GIS Internet / intranet initiative proposes funding of \$100,000, an increase from the \$60,000 that was estimated the project would need in the FY 2001 budget. The monies shall be used for contractor services to design and implement the City's web-based front-end GIS. The process of posting interactive maps on a web front end requires specialized expertise in the areas of programming and GIS. Currently this skill is not available among staff. Additionally, contractor support will be needed to assist current ITS staff in configuring the new map web server using the City's network. For FY 2003, funding in the amount of \$60,000 is included to cover additional contract support for content development. In each subsequent year through FY2007, \$35,000 per year is needed to provide for upgrades, enhancements and improvements. The yearly cost of the maintenance of the GIS web software is directly proportional to the number of people who access the web site for maps. As the hit rate increases, it will be necessary to increase the number of processors on the server delivering the maps so that maps may be served quickly

INFORMATION TECHNOLOGY PLAN

and efficiently. The software is licensed in such a manner that as the number of processors increases to accommodate your increased hit rate you must pay additional substantial maintenance fees. Of the \$65,000 requested in FY 2003, \$10,000 is allotted for the increased maintenance costs as we expect the hit rate for maps to increase. The City may investigate methods for charging for these services as a means to underwrite the costs associated with providing maps via the Internet.

Operating Budget Impact:

Currently, responsibility for management of the GIS system is shared by the Department of Planning and Zoning (P&Z), and ITS. The base layers in the system were created by a consultant working with the P&Z GIS Technician, with the work overseen by the P&Z Development Chief. Many of the supervisory duties shall transfer to the GIS Manager when this position is filled. An ITS Database Administrator provides technical oversight on the project and manages the database and network elements of the project. Additional staff resources are necessary for this project in order to adequately develop and manage the GIS into a system that can be utilized by departments other than P&Z. The volume of work required to expand the GIS system into an interdepartmental effort cannot be absorbed by existing staff within P&Z or ITS. Initially, it is envisioned that the GIS Manager will work most closely with P&Z staff, since for at least the next year the critical work of finishing and updating base layers for the system is focused within P&Z. The GIS Steering Committee, in conjunction with an experienced GIS Manager who has been given time to learn the department structure of the City, will evaluate alternatives for managing and locating the GIS function over the next year and should make recommendations on this issue to the City's ITS Steering Committee before the beginning of FY2002.

Project Benefit:

GIS systems enhance productivity and provide better quality service by enabling staff to provide the City Council and various boards and commissions with accurate maps and information about geographic related issues such as zoning. GIS systems provide a tool for planning more effective and efficient routing of services such as refuse collection and DASH passenger bus service, and daily building inspections.

Change In Project From Prior Fiscal Years:

As compared to the FY 2001 - FY 2006 IT Plan, the increases in this project are attributable to the following:

- In FY 2002, an increase of \$25,000 for layer development, an increase of \$170,100 for hardware, software and training, and an increase of \$70,000 for Internet access;
- In FY 2003, an increase of \$120,000 for hardware, software and training, and an increase of \$35,000 for Internet access;
- In FY 2004, FY 2005 and FY 2006, increases of \$20,000 for hardware, software and training, and \$5,000 increase for Internet access.

INFORMATION TECHNOLOGY PLAN

Information Technology CIP Summary								
Systems Development (015-005)								
Public Safety Systems								
	Prior Year							
	Unallocated	FY2002	FY2003	FY2004	FY2005	FY2006	FY2007	Totals
Public Safety Radio System								
Replacement	0	0	3,552,842	0	0	0	0	3,552,842
Criminal Justice Information System (CJIS)								
Enhancements	120,000	60,000	0	0	0	0	0	180,000
Alexandria Justice Information System (AJIS) Development								
Expenditure Totals	895,000	1,575,000	0	0	0	0	0	2,470,000
Revenue (State) Totals	(75,000)	(75,000)	0	0	0	0	0	(150,000)
Net City Cost	820,000	1,500,000	0	0	0	0	0	2,320,000
Police/Fire Computer Aided	0	46,040	87,520	525,710	20,000	137,060	524,000	1,340,330
Police Records Management	750,000	0	0	0	0	0	0	750,000
Expenditure Totals	0	0	0	0	0	0	0	0
Revenue Totals	0	0	0	0	0	0	0	0
Net City Cost	0	0	0	0	0	0	0	0
Virginia Commonwealth								
Attorney Information System	5,000	5,000	5,000	5,000	5,000	5,000	0	0
Tactical Computer System								
Expenditure Totals	216,000	177,600	181,050	184,850	188,350	192,100	195,975	1,335,625
Revenue Totals	(216,000)	(177,500)	(181,050)	(184,850)	(188,350)	(192,100)	(195,975)	(1,335,625)
Net City Cost	0	0	0	0	0	0	0	0
Totals	1,695,000	1,611,040	3,645,362	530,710	25,000	142,060	524,000	8,173,172

Public Safety Systems

Radio System Replacement (015-015-4-1)

Priority: Essential

This is a continuation of a project that began in FY 1997 to upgrade the City's 800 MHz shared radio system. Funding in FY 1999 provided for the phased replacement of obsolete mobile and portable radios utilized by City agencies, provided a backup conventional radio system and increased the capacity of the City's shared primary trunked radio system. During FY 2000, vendors of the trunked radio system infrastructure announced plans to change to Internet Protocol (IP) based technology, and to develop a common set of technical specifications for interoperability. This will permit different agencies to talk on different types of digital radios for mutual aid response to large fires or other disasters. Equipment from several manufacturers meeting the new industry-standard specifications is expected to be available for purchase by FY 2003. All portable and mobile radios previously purchased

INFORMATION TECHNOLOGY PLAN

during this replacement project will operate under this new IP-based technology with software upgrades. Before the development of the new industry-standard specifications, each vendor had their own digital radio standards.

Expenditure of prior year unallocated funds as well as FY 2001 and FY 2002 funds will be deferred until FY 2003 to permit acquisition of the new IP-based equipment in a more competitive market. Funding in the FY 2002 - FY 2007 IT Plan reflects the shift of \$2.7 million in unallocated monies to FY 2003. In FY 2001, some allocated funds will be used for critical enhancements to the existing radio system.

Operating Budget Impact:

The annual cost of maintenance is estimated at \$70,000.

Project Benefit:

The replacement radio system will enhance productivity and provide better quality service by:

- providing a back-up system where there is none;
- reduce the number of busy signals officers receive when attempting to communicate with the emergency operations center;
- improve the clarity of transmissions through the use of modern technology; and
- facilitating mutual aid operations with Arlington and Fairfax counties who are also implementing compatible technology radio systems.

Change In Project From Prior Fiscal Years:

- In light of staff's reassessment of the City's radio system environment in the context of recent changes in technology, prior year approved but unallocated funds in the amount of \$2.7 million, along with the FY 2002 request of \$843,939, have been rescheduled to FY 2003, the earliest date the project might occur.

Criminal Justice Information System (CJIS) Enhancements (015-015-12)

Priority: Essential

CJIS, which serves as the primary source of criminal and civil case information for the City of Alexandria, is a modified version of the Prosecutor's Management Information System (PROMIS) developed during the early 1970's through the Law Enforcement Assistance Administration (LEAA). Although the CJIS system has undergone significant upgrades and enhancements since that time, the current system represents an increasingly inefficient use of computing resources. In January 1995, City Council approved an agreement with Arlington County to operate the City's Criminal Justice Information System on Arlington County's mainframe computer on an interim basis. On May 27, 1997 City Council awarded a multi-year contract for development of the Alexandria Justice Information System (AJIS), the replacement for the City's mainframe-based Criminal Justice Information System (CJIS). AJIS is expected to be completed by the end of 2002.

The database was restructured and special processing logic was incorporated into the system to support interfaces to the State Police Live-Scan Fingerprint system and the Virginia Supreme Court's information system. With the addition of these functions, the system has reached several limitations including, maximum number of transaction records, maximum number of translation records, maximum number of indexes and the maximum length on all

INFORMATION TECHNOLOGY PLAN

primary records. These limitations prevent the addition of any functional additions to the CJIS system.

While no additional functions can be added to CJIS, there is a constant need for modifications due to required reporting changes from a number of State agencies, including legislative changes.

Project Benefit:

- Ensure that the City remains compliant with all reporting requirements of various State agencies (i.e., State Police, Supreme Court).

Change In Project From Prior Fiscal Years:

- There are no changes to this project from the prior fiscal year.

Alexandria Justice Information System (AJIS) Development (015-015-13)

Priority: Essential

On May 27, 1997 City Council awarded a multi-year contract for development of the Alexandria Justice Information System (AJIS), the replacement for the City's mainframe-based Criminal Justice Information System (CJIS). This contract, jointly awarded to Software Development and Services Corporation (SDSC) and Booz Allen Hamilton (BAH), is the largest and most critical information technology project ever undertaken by the City government. During the period of AJIS's development the City will continue to provide services to the public safety and court communities using CJIS on Arlington County's mainframe computer system. Work began in August 1997.

The project was originally scheduled for completion in five years - by June 2003, however concerns by many members of the AJIS community that needed functions would not be available for so long a period led to a recommendation to seek means to accelerate the completion of the system. Staff and the contractor determined that it would be possible to reduce completion time by one year - to July 2002 - by increasing the funding in FY 2001 and FY 2002. This acceleration of funding and project completion will save the City approximately \$200,000 in reduced costs to lease resources on the Arlington County mainframe computer where the CJIS system currently operates.

With the project acceleration, which was begun in FY 2001, AJIS is now expected to be complete in four years, one less than the original plan. It will fully replace the mainframe-based CJIS by the end of calendar 2002 (2nd quarter FY 2003). The length of this project is dictated by the large number of operating units (Sheriff, Commonwealth's Attorney, Circuit Court Judges Chambers, Clerk of the Circuit Court, Probation and Parole, Public Defender, Magistrates, Court Service Unit and Police Department), and the many complex processes in each unit that must be integrated into the new system.

The planning phase of the AJIS system was completed in the fall of 1997. The project team met with each member of the Criminal Justice System to identify each functional unit within their agency and document their current utilization of CJIS. They used a Joint Application Design (JAD) process to identify, document and model the information gathering and functionality required by each organization.

Staff have also designed, developed and implemented a warrant information system for the Magistrates, a mugshot system for the Sheriff, photospread system for the Police (which allows easy retrieval of digital mugshot photos for viewing by crime witnesses), and a Legal Process system for the Commonwealth's Attorney, Clerk of the Circuit Court and the Office

INFORMATION TECHNOLOGY PLAN

of Sheriff. These systems leverage the City's investment in client/server technology, while integrating the data within the CJIS application.

At present, implementation of the components of AJIS are anticipated to be available as follows:

AJIS System Development Planned Schedule

Component	Testing	Production
Civil - - Trade Names - Church Trustees - Name Changes - Wills	3rd quarter FY 2001	4th quarter FY 2001
Civil - - Help Text - Data Conversion - Code Tables - Forms and Reports	2nd quarter FY2002	2nd quarter FY2003
Civil - remaining modules	1st quarter FY 2002	
Criminal - - Help Text - Data Conversion - Code Tables - Forms and Reports	1st quarter FY 2003	
Criminal - remaining modules	4th quarter FY2001 -1st quarter FY2003	
Sheriff's Office - - Help Text - Data Conversion - Code Tables - Forms and Reports	1st quarter FY 2003	
Sheriff's Office - remaining modules	1st quarter FY2002 -1st quarter FY2003	
Probation & Parole - - Help Text - Data Conversion - Code Tables - Forms and Reports	4th quarter FY2002	
Probation & Parole - remaining modules	3rd quarter FY2002	
Public Defender - -Help Text - Data Conversion - Code Tables - Forms and Reports	4th quarter FY2002	2nd quarter FY2003
Public Defender - remaining modules	1st quarter FY 2003	
J&DR Court Services Unit	1st quarter FY 2003	
Police Department	1st quarter FY 2003	

INFORMATION TECHNOLOGY PLAN

Project Benefit:

- The existing CJIS system could no longer be enhanced to address additional information processing requirements.
- Reduce operating costs by phasing out the mainframe.
- Provide greater access to information to both City staff and the public.
- Provide a more fault tolerant operating environment - no single point of failure.
- A more user friendly interface to minimize training and accelerate new staff productivity.
- Enhance the systems decision support role by enabling user community to perform ad hoc queries

Operating Budget Impacts:

The operating budget impact for this system is approximately \$125,000 per year. This includes maintenance charges of approximately \$25,000 per year for software. The remaining monies include the yearly updates that are required by the State Police (automated fingerprinting), the State Compensation board (automated inmate report), the State Supreme Court (Circuit Court Clerk's download) and any other local and State mandated changes. Operating monies are also used for any approved changes that are desired by the users. Lastly, as the State becomes more automated, the pressure to interface with all the different State departments will increase, and these funds will provide the flexibility for adequate response.

Change In Project From Prior Fiscal Years:

- There are no changes to this project from the prior fiscal year.

Police/Fire Computer Aided Dispatch (CAD) Replacement (015-015-4-3)

Priority: Essential

This project provides for the phased replacement of the hardware of the City's mission-critical Police and Fire computer aided dispatch system. The replacements are determined as follows:

- The CAD PC-based equipment will require replacing in FY 2002, FY 2004, and FY 2006. Specifically, there are 19 workstations (12 Police, 7 Fire) with PC equipment. This equipment should be replaced at least every two years because they are in operation for 24 hours a day 7 days a week, are rarely powered down and serve critical public safety needs. The first replacement should take place in FY2002.
- The replacement of the AS400's should occur every three years requiring, at least \$400K in FY 2004 and \$500K in FY 2007.

Change In Project From Prior Fiscal Years:

- As compared to the FY 2001 - FY 2006 IT Plan, the increases of \$46,040 in FY 2002 and \$12,060 in FY 2006 reflect the costs to replace CAD computers and upgrade software; increases of \$500,710 in FY 2004 and costs of \$524,00 in FY 2007 primarily reflect the anticipated replacement of significant components of the CAD system.

INFORMATION TECHNOLOGY PLAN

Police Records Management (015-015-4-4)

Priority: Essential

The core components of the new police records system (RMS) were installed in late 1999 to replace a legacy system procured by the department in 1988. The construction of the RMS system continues as additional data is converted to the new system and interfaces to the APD's existing Tactical Computer system are developed and supported.

The updated police records system now meets State crime reporting requirements. The City is now certified by the State Police as compliant with the VIBRS (Virginia Incident Based Reporting System) standards for crime reporting.

Work will continue on the RMS to implement currently installed modules, to complete the addition of accurate address data to provide full mapping capabilities, to develop an interface with the Alexandria Justice Information System (AJIS), to incorporate the delivery of additional data provided through NCIC 2000, the FBI's national crimes database, as it becomes available and to maximize the data retrieval potential of the new software.

This project also includes funding for a pilot test of Automatic Vehicle Locator (AVL) devices, currently projected for late FY 2001, which provides the Police Department with the ability to constantly monitor the location of vehicles to improve the management of field resources and to increase officer safety. The Fire Department also plans to test this technology for its fleet and it is anticipated that both the Police, Fire and Transportation and Environmental Services Departments will work closely in identifying the solution best suited to their needs.

Project Benefit:

The system will provide the base for all other data collection and criminal investigation purposes.

Change In Project From Prior Fiscal Years:

- There has been no change in funding for this capital project.

Tactical Computer System (015-015-24)

Priority: Essential

This project provides installation of mobile computers for up to 140 additional computers, providing a total of 310; one to about every police officer plus an additional 20 for Parking Enforcement Officers (PEO). At present there are 160 mobile computers deployed by the Police Department. An additional purchase of 25 computers using seized asset monies is planned, bringing the total to 185 by the end of FY 2001. In addition, it is anticipated that 15 of the original PC's will be replaced in FY 2001. The project is funded with a combination of city, federal and seized asset funding and anticipates acquisition of 25 units each year from FY 2002 through FY 2007. Since the emerging technology market causes fluctuation in computer prices, these figures are estimates, and may be adjusted during the coming fiscal years. As the computers reach three years of age they are being replaced due to harsh operating conditions and changes in technology.

Project Benefit:

This network of mobile and desktop computers is designed to provide police officers electronic access to national, state and local law enforcement databases. Officers can create reports while in the field, and send the completed reports to supervisors through the wireless network. In addition, it will allow management, supervisors and officers immediate access to electronically forwarded reports after proper staff review. Dispatching, messaging and

INFORMATION TECHNOLOGY PLAN

paging are examples of the TCS integrating with the existing computer dispatching and records system.

Operating Budget Impact:

Operating budget impacts of approximately \$400,000 for this project include costs for CDPD maintenance and service, software maintenance for the field and host devices, parts and replacement reserves, and is included in the APD's FY 2002 operating request.

This project is funded with seized asset and grant monies.

Change In Project From Prior Fiscal Years:

- This project has been in place in the Alexandria Police Department since 1998. The computer acquisition component of the project should reach a plateau by the end of FY 2003.

Virginia Commonwealth Attorney Information System (Project 015-015-25)

Priority: Essential

VCAIS is the Virginia Commonwealth's Attorneys' Information System. This system was designed and built by the IBM Global Services and Lotus Notes National Practice for criminal case management. The system is now centrally managed and primarily maintained by the Virginia Association of Commonwealth's Attorneys. The local servers copy data back to central servers on a regular scheduled basis in order to provide statewide uniformity for prosecutors in updating changes in the Virginia Code and to provide a standard mechanism to tracking statistical data statewide.

The system is a Lotus Notes based system, and presently needs support from the Lotus Notes Administrator or someone familiar with the operation of Lotus Notes in ITS. It is expected that continued enhancement of the system will require ongoing support, some of which may be application development support. Work performed in FY 2000 included the creation of customized forms and reports for the City. The Commonwealth's Attorney's Office has also requested that a component of continuing AJIS design and development be the development of an interface between AJIS and VCAIS.

Project Benefit:

The Alexandria Commonwealth's Attorney's Office participates in use of this case management system for the following reasons:

- It is necessary in order to report required accurate statistical information on cases to a central statewide repository of information. This information is then used to determine compliance with staffing standards, and can affect the allocation of funds from the Compensation Board to support assistant prosecutor positions.
- The system provides a very useful and much needed means of communication and exchange of information amongst prosecutors statewide, regarding particular cases, particular defendants, and other matters about which prosecutors need to communicate effectively.
- The system provides prompt and much needed electronic access to changes in Virginia state statutes related to criminal law, as well as a uniform system for the production of indictments for felony cases in Circuit Court.

INFORMATION TECHNOLOGY PLAN

- The system provides extensive report generating capability which is invaluable for internal office management of workloads, case assignments, and case tracking.

Change In Project From Prior Fiscal Years:

- Annual funding in the amount of \$5,000 for this project is planned to end in FY 2007.

Information Technology CIP Summary								
Systems Development (015-005)								
Other Systems								
	Prior Year Unallocated	FY2002	FY2003	FY2004	FY2005	FY2006	FY2007	Totals
Permit Processing	107,000	469,000	190,000	0	0	0	0	766,000
Facilities Maintenance System	0	50,000	0	0	0	0	0	50,000
Replacement of Clipper-based Applications	0	90,000	75,000	0	0	0	0	165,000
Recreation Systems	0	50,000	50,000	0	0	0	0	100,000
Intranet	0	50,000	50,000	50,000	0	0	0	150,000
TES Infrastructure Management and Maintenance System	0	125,000	0	0	0	0	0	125,000
MHM RSA Human Resources System	0	35,000	0	0	0	0	0	35,000
Totals	107,000	869,000	365,000	50,000	0	0	0	1,391,000

Other Systems

Permit Processing (015-015-5-1)

Priority: Very Desirable

This project provides for the continued development of the City's various permit systems, the most important of which is Permit*Plan, which supports the administration of the City's building permit process. On the recommendation of a Council-appointed task force, the City Council approved funding in FY 1995 to implement a re-engineered building permit process. Permit*Plan, which was installed in FY 1996 to implement this re-engineering initiative, provides service to the building permit process in Code Enforcement, Transportation and Environmental Services, Planning and Zoning, Archaeology, Health, Fire and Recreation (the City arborist). During the fourth quarter of FY 1998 a new client-server version of the system was placed in production to accommodate the increased volume of permit applications.

In FY 2001, improvements to the Permitting system include implementation of electronic access through the Internet for permit applications and status reports. Monies budgeted in FY 2001 and FY 2002 for permit imaging services were reprogrammed for FY 2002 and FY 2003. Also in FY 2002, monies are included to acquire mobile devices that will allow inspectors to make reports from the field. Mobile permitting will provide the Inspectors with the capability to provide letters and notices on-site to contractors, customers, and citizens. In addition to providing immediate delivery of necessary documents, mobile permitting eliminates redundant data entry for inspectors (once in the field by hand, and again in the office into the system).

INFORMATION TECHNOLOGY PLAN

In the context of examining other options open to the City with respect to permitting, staff members from several City departments visited four local jurisdictions to examine the permitting systems that each jurisdiction is using. Staff had the opportunity to see the type of system access offered to the public, the permitting systems and processes that are working, the reason these particular processes are employed, and to learn of the plans each had for the future. As a result of these visits, staff is recommending that the City plan to replace the City's current permitting system within the next three to five years. Though it is premature to budget for this, typical replacement costs can range from \$1 to \$3 million for a jurisdiction of the City's size.

The City plans to scan incoming permit applications and plans to make them simultaneously accessible to other City agencies during the permit review process. This will enhance each agency's productivity by reducing the time required for the physical "routing" process between agencies, and will provide better quality customer service by enabling staff to quickly review and approve permit plans and applications, or to more quickly inform applicants why the plans cannot be approved as submitted.

In addition to the benefits for scanning incoming permit information for review purposes, scanned information can be electronically made available to the Fire Department Emergency Communication Center and other staff. This would allow the plans for each building in the city to be accessed by address and transferred to a field operations computer to better assess emergency response and fire-fighting tactics. Field accessibility of permit and plan data would also be beneficial for the Police Department to determine building layout information during bomb threats, hostage or terrorist incidents, or other emergency response situations. This immediate knowledge of the building will not only be an improved service to our citizens, but may also help to save the lives of our responding public safety employees. Monies for this function are included in FY 2002 - FY 2003.

Phasing

The imaging project would have four phases:

- Phase I - Design and construct the system infrastructure and enable scanning and linking of permit applications, plans and drawings as they are received. It is anticipated that incoming materials for large projects would be received in both paper and electronic format, with the paper copy used for annotation and legal reference and the electronic copy for quick access by staff. Scanning operation is expected to begin in FY 2002. The current workload is such that an additional full-time contract person is required to scan the permit documents and then attach them to the appropriate Permit*Plan file. [FY 2002]
- Phase II - Develop and implement a contract to backload electronically imaged copies of permit and plans materials. In addition to the current workload of incoming plans, this second contract staff member would be used to backload plan images from 1990 to present. This will require that the plans be systematically returned from the record storage center to accomplish this backloading. Internal records indicate that over 120,000 images of permits/plans would need to be scanned and entered into Permit*Plan for calendar years back to 1989. The size of the plans to be scanned should not exceed 24"x36". The size of other permit applications and smaller plans may vary in size from 5"x7" to 8 1/2"x11" to 11"x14" to 11"x17". Between the scanning, data-entry and filing of paperwork, it is estimated that a full time person will be needed to attend to these tasks.

INFORMATION TECHNOLOGY PLAN

- Phase III - Design connection to appropriate systems to make permit and plans data available to City field staff and to users of the City's GIS system. This phase, which can proceed simultaneously with Phases I and II, will develop the design and specifications for connecting permit and plan data in such a manner as to make it available to Fire Department and other City field staff and to also make it available through the City's GIS system to all staff with a need for this information.
- Phase IV - Implement connection to appropriate systems for the purpose of making permit and plans data available. [Beyond FY 2003]

Operating Cost Impact:

The cost of hiring one full-time Data Entry Operator II temporary contract employee is approximately \$22,000 per year (Approximately \$10.50 per hour, 80 hours per pay period, 26 pay periods annually).

Project Benefit:

This project enhances productivity for City staff in Code Enforcement, Planning and Zoning, Transportation and Environmental Services, Health, Archaeology and Recreation, who review building permits. This is done by reducing the time to transmit requests for permits among those who must review them and by improving the storage of these drawings. The system provides better quality customer service by enabling staff to answer quickly and with accurate information, inquiries about the status of permit applications.

Once implemented, the scanning program will help realize the electronic plan review process that was recommended at the conclusion of the citizen task force in 1991/2. This should result in quicker turn-around for agency plan reviews which will be a very positive increase in customer service and satisfaction. Taken to the next step of a "juke box" selection system, this program will be very beneficial in assisting police and fire with safer emergency responses to structures in the city. Again, this technology will result in better, faster and safer service to our customers and to our employees.

Change In Project From Prior Fiscal Years:

- An amount of \$262,000 was added to FY 2002 to acquire mobile devices that will allow inspectors to make reports from the field.
- Monies budgeted in FY 2001 and FY 2002 for permit imaging services were reprogrammed for FY 2002 and FY 2003.

Facilities Maintenance System (015-015-26)

Priority: Very Desirable

General Services is requesting an automated facilities management system to assist in effectively managing and maintaining City facilities for which it is responsible. This system will enable the department to capture, schedule and track completion of the thousands of repair requests received annually. In addition, the system will provide the capability for creating, storing and updating a comprehensive inventory of facilities equipment and systems including age, condition, life cycle expectancy and maintenance requirements. Staff anticipates acquiring this system from one of several possible companies that market these products.

Operating Budget Impact:

The annual maintenance and support cost for this product is estimated at 15 percent of total cost or \$7,500.

INFORMATION TECHNOLOGY PLAN

Project Benefit:

The system will allow users to plan, schedule and document work, in addition to providing needed analytical reports. Reports provided will support work in analyzing efficiency, determining backlog, performing failure analysis and long term budgetary planning.

Change In Project From Prior Fiscal Years:

- This is a new project for FY 2002.

Replacement of Small System Applications (015-015-27)

Priority: Very Desirable

This project seeks to replace a number of small applications systems that have been developed in computer languages that are no longer widely used, and thus are difficult to maintain and support. A significant number of small systems used by the City have been built in Clipper, a computer language (it is a derivative of the dbase language) that has been in use for over 15 years. Because the language has not grown to match the pace of technology, professional programmers have abandoned the product, making it difficult to find contractors to support these systems. This project seeks to either replace these small systems with commercially available products, or failing to find a suitable commercial replacement, to re-write these systems in a computer language which City staff can support and for which contract resources are readily available. In addition to Clipper some systems have been written in another older language, Paradox, also a database language for which support is now difficult to find.

City systems that are targeted for replacement include:

	Department	Application	Language
1	Citizen Assistance	Board Applicant Statistical Reporting System	Clipper
2		Boards and Commissions System	Clipper
3		Citizen Assistance Request Tracking System	Clipper
4		Consumer Complaints System	Clipper
5	Finance	DSS Payroll Reporting	Clipper
6		Meal Sales Tax	Clipper
7		Transient Lodging Tax	Clipper
8	General Services	Print Shop Expenditure Tracking System	Clipper
9	ITS	ITC Time Accounting	Clipper
10	MH/MR/SA	Complaint System	Paradox
11	Office on Women	Sexual Assault Response and Awareness	Clipper
12	Personnel	Applicant Tracking System	Clipper
13	Real Estate	Assessment and Valuation Change System	Clipper

INFORMATION TECHNOLOGY PLAN

	Department	Application	Language
14	Recreation	CARAT Gypsy Moth Extract	Clipper
15	T&ES	Impound Lot Accounting	Clipper
16		DOT Disability Mobile Tracking System	Clipper

There are other applications written in Clipper which, because of their size, are funded elsewhere in the IT Plan. These applications are:

	Department	Application	Language
1	Finance	Real Estate Accounts Receivable (REAR) - funded as part of the Real Estate Assessment and Accounts Receivable Replacement project (015-015-5)	Clipper
2		Business License Accounting which is funded as part of the Business Tax Accounts Receivable project (015-015-3)	Clipper
3		Business Personal Property which is funded as part of the Business Tax Accounts Receivable project (015-015-3)	Clipper
4		BOBS and PSS - funded as part of the OMB Systems project (015-015-2-4)	Clipper

Project Benefit:

This project will enable the services detailed in the above table to continue to be provided in a reliable and cost-effective manner.

Change In Project From Prior Fiscal Years:

- This is a new project in FY 2002.

Recreation Systems (015-015-5-2)

Priority: Desirable

This project provides for development and installation of automated systems to support management of recreational services and to support park maintenance. The Department of Recreation, Parks & Cultural Activities began addressing administrative and citizen services issues through better application of technology in fiscal year 2001. Several modules, including facility and activity reservations, point-of-sale management, and financial tracking are in place at Chinguapin Park Recreation Center, which generates over \$1 million in revenue annually. Park and facility maintenance automation modules will be installed during fiscal year 2001 to improve fiscal and time management in the upkeep of over 800 park acres. Additional future modules will incorporate telephone and/or Internet registration for classes and connection of remote recreation centers with the Department's main administrative office for real-time pass management. The implementation plan for the system, including the integrated recreation

INFORMATION TECHNOLOGY PLAN

software package and associated hardware upgrades, is expected to continue for three years.

Operating Impact:

Maintenance on these systems are estimated at 15 percent of the software's current-year purchase cost.

Project Benefit:

This project will provide better quality service through the identification of the usage of recreation centers and the types of services that are best suited to the citizens who make use of those centers. These systems improve productivity by enabling better coordination of maintenance work among Recreation, Transportation and Environmental Services, and General Services departments. Eventually, citizens will be able to register and pay for recreation classes and activities electronically.

Change In Project From Prior Fiscal Years:

- There are no changes to this project from the prior fiscal year.

intranet (015-015-28)

Priority: Desirable

An intranet is the application of Internet technologies over an organization's internal network. The information that is provided through an intranet is available only to an organization's employees and allows for the display of documents, submission of information using electronic forms and enhanced employee collaboration. An intranet resides on an organization's existing network and is usually protected from the outside world by a firewall. This project will enable staff to complete the construction of the City's basic intranet infrastructure and to begin developing content and related applications.

Project Benefit:

An intranet will allow the City government to:

- Distribute information quickly to all City government employees who have network connections. Staff is looking at alternatives for providing access to the City's intranet for staff whose jobs do not require them to have regular access to a computer.
- Take advantage of browser client technology to reduce the cost and effort of making client/server applications available to appropriate City staff.
- Allow departments to electronically distribute information solely to their own staff without having to make this information available to the entire City government.
- Allow City staff to have specific Internet connections (such as to VRS or ICMA/RC) without the need to have full Internet access.

Change In Project From Prior Years:

This is a new project for FY 2002.

INFORMATION TECHNOLOGY PLAN

TES Infrastructure Management and Maintenance System
(015-015-29)

Priority: Essential

Transportation and Environmental Services (T&ES) Operations (Maintenance and Solid Waste Divisions) uses semi-automated processes for work input and control of the city's municipal assets. These systems log work to be accomplished and completed work, but no entry is made into a history file. If management wants to see the amount and type of work that has taken place over a period of time on a specific asset element (for example, the 8-inch sanitary sewer main connecting East Bellefonte Ave with the Commonwealth Connector), a manual records search has to be done.

The initial scope of this project would only involve automating the work flow associated with sewer system maintenance activities. The system to be implemented would have the capability to be expanded to assist in the infrastructure maintenance activities of other divisions in T&ES. A preferred system would include the following elements, and will be interfaced with the City's GIS system for mapping, and the City's accounting and budgetary systems for cost data.

The system will provide information on work management to include labor, material and equipment usage and costs for:

- Labor records
- Material inventory
- Work orders and projects
- Equipment used on projects
- Labor assigned to projects
- Work requests

The system will provide information on asset management to include inventory quantities, condition and value:

- Traffic signs and signals
- Storm and sanitary sewers
- Fire Hydrants
- Pavement
- Paving
- Curbs and Gutters
- Sidewalks
- Markings
- Street lights
- Solid waste receptacles
- Recycling drop-off centers

Ideally, the system would also have the flexibility to provide other departments (such as General Services and Recreation, Parks and Cultural Activities) with their asset and work control management as well.

Operating Budget Impact:

The annual operating budget impact is estimated at approximately 15 percent of the current year software cost.

Project Benefit:

This project enhances productivity by eliminating unnecessary manual data entry, accumulating more accurate maintenance data and creating a database of infrastructure items

INFORMATION TECHNOLOGY PLAN

and activities. It will also provide the means to support Finance in meeting the Governmental Accounting Standards Board's Standard 34 (GASB 34) information requirements. GASB 34 requires that governments include detailed information on infrastructure assets in their financial statements. The reporting features of this system will allow sharing of information with other City agencies such as Office of Management and Budget and the Finance Department.

The citizens and the City benefit because of the enhanced ability to respond to citizen complaints in a more timely and accurate fashion.

Change In Project From Prior Fiscal Years:

- This is a new project for FY 2002.

MH/MR/SA Human Resources System

Priority: Essential

The current Human Resources system used by the MH/MR/SA department was written in a difficult to support computer language, Paradox 5.0, and the source code cannot be upgraded to a newer version. The system can no longer be maintained and must be rewritten. The new system will provide improved human resource data tracking to ensure OSHA and Medicare regulatory requirements regarding employee licensing and training requirements have been met.

Many employees of the MH/MR/SA department must have up-to-date licenses or certificates (such as CPR) in order that the department remain in compliance with State and Federal regulatory requirements. The human resources system tracks, maintains and reports on a variety of critical data for MH/MR/SA supervisors. The system provides a means to verify compliance for auditors. Failure to maintain compliance with regulations could result in a loss of Medicare reimbursements. An amount of \$35,000 is budgeted in FY 2002 for this project.

Project Benefit:

The new system will help the MH/MR/SA department ensure that the regulatory requirements for staff certifications continues to be met.

Change In Project From Prior Fiscal Years:

- This is a new project for FY 2002.

Index

Capital Project Detail Sheet Format Description, 36

Community Development

Downtown Transportation/Parking, 51
Mt. Vernon Avenue Improvements, 52
Municipal Waterfront Improvement Program, 54
Route 1 Beautification, 56
Streams Maintenance and Waterfront Dredging, 58

Funding Plan Summary, 14

Funding Totals, 27

Information Technology Plan

Document Management Systems, 200
Financial Systems, 203
Geographic Information Systems, 209
Local Area Network (LAN) Development, 177
Public Access Development, 191
Public Access Systems, 195
Public Safety Systems, 213
Software Infrastructure, 198
Wide Area Network (WAN) Development, 193

Libraries

Barrett Library, 47
Duncan Library, 47
Barrett Library, 47

Other

Northern Virginia Community College, 164

Overview, 2

Projects Closed

King Street Underpass, 25
Dog Parks, 25
Community Shelter, 25
Beverly Park, 25

Public Buildings

Animal Shelter, The Vola Lawson, 96
City Visitor Center, 110
Energy Conservation Program, 98
Market Square Renovations, 100
Preservation of Historic Buildings, 93
Renovation and Maintenance of Existing City Facilities, 102

Public Safety

Northern Virginia Criminal Justice Academy Driver Training Track, 112
Peumansend Creek Regional Jail, 114

Recreation and Parks

Bike Trails, 64
Cameron Station, 66
Chinquapin Park, 68
Fort Ward Park, 70
Four Mile Run Park, 72
Land Acquisition, 74
Landscaping of Public Sites, 76
Northern Virginia Regional Park, 78
Park Improvements, 80
Recreation Facilities Improvements, 85
Durant Center, 86
Jerome "Buddie" Ford Nature Center, 86
William Ramsay Center, 85
Recreation & Leisure Needs Assessment, 86
Public Pools, 86

Schools, 39

Sewers

Sanitary Sewer Reconstructions and Extensions, 152
Sewer Separation and Pollution Abatement, 154
Storm Sewer Reconstructions and Extensions, 159
Oronoco Outfall, 161

Streets and Bridges

Bridge Repairs and Maintenance, 131
King and Beauregard Intersection Improvements, 133
King Street Metro Station Area, 135
Mill Road Realignment, 139
Potomac Yard Road and Bridge Improvement, 129
Sidewalk, Curb and Gutter Program, 141
Street and Pedestrian Improvements, 143
Undergrounding of Utilities/Street Lighting, 149

Summary Tables, 17

Traffic Improvements and Rapid Transit

Alexandria Transit Company (ATC) Buses, 120
Bus and Rail Capital Replacement/Improvement, 123
Rail Rapid Transit, 125
Traffic Signal Maintenance and Traffic Control Computer, 118