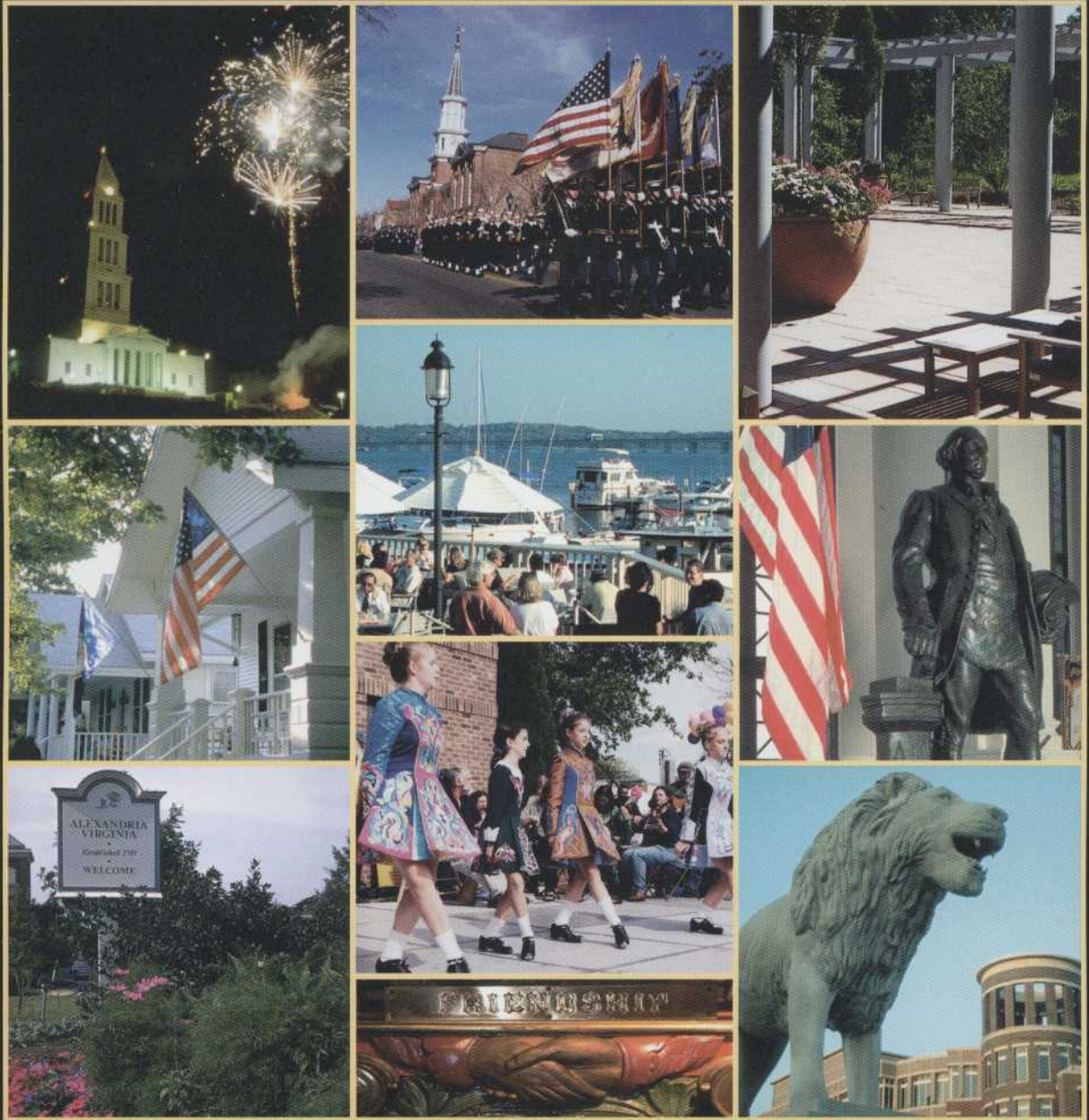


# City of Alexandria Virginia



## Approved Capital Improvement Program

FY 2003

July 1, 2002 - June 30, 2003

**City  
of Alexandria**

**FY 2003 - FY 2008**

**CAPITAL IMPROVEMENT**

**PROGRAM**

**(Incorporating the Information Technology Plan)**

# ALEXANDRIA CITY COUNCIL

Kerry J. Donley, Mayor

William C. Cleveland, Vice Mayor

Claire M. Eberwein

William D. Euille

Redella S. Pepper

David G. Speck

Joyce Woodson

CITY MANAGER

Philip Sunderland

Michele Evans, Assistant City Manager for Council Relations and Administration


Mark Jinks, Assistant City Manager for Fiscal and Financial Affairs

Daniel A. Neckel, CPA, Director of Finance

Cindy Smith-Page, Director of Real Estate Assessments

This budget is dedicated to Assistant City Manager Lori Godwin who passed away March 10, 2002. Ms. Godwin, who was formerly the Director of the Office of Management and Budget, was a talented, committed and dedicated public servant to the people of Alexandria for 13 years. Words cannot express what Ms. Godwin meant to so many of us or how much we will miss her.

GFOA Award



GOVERNMENT FINANCE OFFICERS ASSOCIATION

*Distinguished  
Budget Presentation  
Award*

PRESENTED TO

**City of Alexandria  
Virginia**

For the Fiscal Year Beginning  
**July 1, 2001**

*Annika Drew*  
President

*Jeffrey R. Emer*  
Executive Director

The Government Finance Officers Association of the United States and Canada (GFOA) presented a Distinguished Budget Presentation Award to the City of Alexandria, Virginia for its annual budget for the fiscal year beginning July 1, 2001.

In order to receive this award, a governmental unit must publish a budget document that meets program criteria as a policy document, as an operations guide, as a financial plan, and as a communications device.

The award is valid for a period of one year only. We believe our current budget continues to conform to program requirements, and we are submitting it to the GFOA to determine its eligibility for another award.

Prepared by the Office of Management and Budget

Gene Swearingen, Director

Carol Anne Moore, Acting Deputy Director

Alfred J. Coleman, Budget/Management Analyst

Paul R. Doku, Budget/Management Analyst

Sheryl Hesano, Budget/Management Analyst

Stott Mason, Budget/Management Analyst

Idania Padron, Budget/Management Analyst

Morgan Routt, Budget/Management Analyst

Kendel Taylor, Budget/Management Analyst

Dawn M. Webster, Administrative Officer

To recognize the individual efforts of OMB staff and to help locate responsibility for component parts of the budget document, the initials of primary and back-up OMB staff appear at the bottom of each page of the document.

OMB staff wish to acknowledge the General Services staff in the Mail Services Division and the City's Print Shop for their assistance in the preparation of this budget document.

Maps: Department of Planning & Zoning and the  
Department of Transportation and Environmental  
Services

**FY 2003 - FY 2008**

**Capital Improvement Program**

**(Incorporating the Information Technology Plan)**

## Table of Contents

<p><b>I. CAPITAL IMPROVEMENT PROGRAM</b></p> <ul style="list-style-type: none"> <li>Overview ..... 1</li> <li>Funding Plan Summary ..... 13</li> <li>Summary Tables ..... 16</li> <li>Projects Closed ..... 25</li> <li>Funding Totals ..... 26</li> <li>Capital Project Detail Sheet Format Description ..... 38</li> <li><b>A. <u>Schools</u></b> ..... 40</li> <li><b>B. <u>Libraries</u></b> ..... 48</li> <li><b>C. <u>Community Development</u></b> <ul style="list-style-type: none"> <li>Downtown Transportation/ Parking ..... 54</li> <li>Mount Vernon Avenue Improvements ..... 55</li> <li>Municipal Waterfront Improvement Program ..... 57</li> <li>Route 1 Beautification ..... 59</li> <li>Streams Maintenance and Waterfront Dredging ..... 61</li> <li>Samuel Madden Homes (Downtown) Redevelopment . . .63</li> <li>Redevelopment of Upper Potomac West ..... 64</li> </ul> </li> <li><b>D. <u>Recreation and Parks</u></b> <ul style="list-style-type: none"> <li>Bike Trails ..... 69</li> <li>Cameron Station ..... 71</li> <li>Chinquapin Park ..... 73</li> <li>Fort Ward Park ..... 75</li> <li>Land Acquisition ..... 77</li> <li>Landscaping of Public Sites ..... 79</li> <li>Northern Virginia Regional Park Authority ..... 81</li> <li>Park Improvements ..... 83</li> <li>Recreation Facilities Improvements ..... 88</li> </ul> </li> <li><b>E. <u>Public Buildings</u></b> <ul style="list-style-type: none"> <li>Preservation of Historic Buildings ..... 96</li> <li>Vola Lawson Animal Shelter ... 99</li> <li>Energy Conservation Program ..... 101</li> <li>Market Square Renovations ... 103</li> </ul> </li> </ul>	<ul style="list-style-type: none"> <li>Renovation and Maintenance of Existing City Facilities ... 105</li> <li>City Visitor Center ..... 114</li> <li><b>F. <u>Public Safety</u></b> <ul style="list-style-type: none"> <li>Northern Virginia Criminal Justice Academy Driver Training Track ..... 117</li> <li>Peumansend Creek Regional Jail ..... 119</li> </ul> </li> <li><b>G. <u>Traffic Improvements and Rapid Transit</u></b> <ul style="list-style-type: none"> <li>Traffic Signal Maintenance and Traffic Control Computer ... 123</li> <li>Alexandria Transit Corporation (ATC) Buses ..... 125</li> <li>Bus and Rail Capital Replacement/Improvement .. 128</li> <li>Rail Rapid Transit ..... 131</li> </ul> </li> <li><b>H. <u>Streets and Bridges</u></b> <ul style="list-style-type: none"> <li>Potomac Yard Road and Bridge Improvements ..... 137</li> <li>Bridge Repairs and Maintenance ..... 139</li> <li>King and Beauregard Intersection Improvements .. 141</li> <li>King Street Metro Station Area ..... 143</li> <li>Mill Road Realignment ..... 147</li> <li>Sidewalk, Curb and Gutter Program ..... 151</li> <li>Street and Pedestrian Improvements ..... 153</li> <li>Undergrounding of Utilities/Street Lighting ..... 159</li> </ul> </li> <li><b>I. <u>Sewers</u></b> <ul style="list-style-type: none"> <li>Sanitary Sewer Reconstructions and Extension ..... 163</li> <li>Sewer Rehabilitation and Pollution Abatement ..... 165</li> <li>Storm Sewer Reconstructions and Extensions ..... 170</li> <li>Oronoco Outfall ..... 173</li> </ul> </li> </ul>
---	--

# Table of Contents

---

## J. Other

Northern Virginia Community College .....	177
---	-----

## K. Information Technology Plan

Introduction .....	179
New Projects	
For FY 2003-FY 2008 .....	179
Existing Projects Which Have Been Changed .....	180
Projects Which Have Been Closed. .	181
Projects Organization .....	182
Summary Totals.. .....	183
Operating Budget Impacts .....	187
1. Infrastructure Projects .....	191
LAN Development .....	191
WAN Development .....	197
Public Access Development .....	206
2. System Development	
Projects. ....	206
Public Access Systems ...	206
Document Management Systems .....	214
Financial Systems .....	220
Geographic Information Systems .....	225
Public Safety Systems .....	229
Other Systems .....	243
Recreation Systems .....	241



## FY 2003 - FY 2008 Capital Improvement Program

---

### Overview

The City of Alexandria's Capital Improvement Program is a comprehensive plan which identifies the City's future infrastructure needs and the corresponding funding required to meet those needs. The plan addresses two broad areas of expenditure. First, is the protection of the City's investment in existing physical assets and includes the maintenance, upkeep and renovation of public buildings, streets, sewer lines, recreation facilities, historic sites and all of the infrastructure needed to sustain the City. The second is the planning and construction or purchase of major new facilities. In anticipation of these facility requirements, the CIP ensures that appropriate funding will be available. The adoption of the Capital Improvement Program by the City Council is an indication of their support of both the capital projects that the City intends to pursue and the anticipated levels of financing needed to fund these capital projects over the six-year period.

The CIP is funded by a combination of General Obligation Bonds, Fund Balance, State and federal grant funds and "Cash Capital," which is the direct payment to the CIP from the City's operating budget. For FY 2003, the Cash Capital contribution to the CIP will be \$14.2 million.

The CIP indicates the expected timing and the approximate cost for each project and program area. The adoption of the Capital Improvement Program is neither a commitment to a particular project nor a limitation to a particular cost. As a basic tool for scheduling anticipated capital projects and capital financing, the CIP is a key element in planning and controlling future debt service requirements. For this reason, the CIP includes some projects where needs have been defined, but specific solutions, and funding amounts, have not been identified.

The Capital Improvement Program also provides a necessary measure of flexibility for the City Council in meeting the City's physical facilities needs. There are several projects for miscellaneous capital repairs and improvements (Schools, Parks, City Buildings, Streets, Storm Sewers, and Sanitary Sewers) that provide for response to particular needs during the fiscal year even though the specific locations or needs could not be foreseen at the time of budget adoption.

### The CIP Process

The specific plan and priorities for the FY 2003 CIP were developed by the City's internal CIP Review Committee. This committee, comprised of select department heads, OMB staff and the Assistant City Manager for Fiscal and Financial Affairs is charged with determining the highest priorities from among the many requested and needed projects within the City. In making those decisions, each requested project, as well as those projects approved in prior years was evaluated and assigned one of three ratings - essential, very desirable or desirable - using the following guidelines:

### Essential

- Previously committed and/or ongoing;
- Addresses issues of health or safety of citizens;
- Addresses issues of legal responsibility by the City;
- Avoids even greater future costs;
- Requested or required by the City Council;
- Result of City-wide citizen input;
- State or federal funds can be used with minimal match from the City

### Very Desirable

- Previously committed but not essential to continue;
- Addresses quality of life issues such as space or beautification;
- A new addition to an ongoing project;
- May be income producing;
- A neighborhood or interest-group priority;
- State or federal funds available but requires a substantial City match

### Desirable

- Addresses any of the above issues but is not an immediate priority;
- Cost of the project is too high to justify;
- Requires a major maintenance effort once complete

While these project ratings are important in determining recommended priorities, the realities of the City's financial situation are critical to those decisions. The general downturn of the economy in late 2001 fueled by the tragic events of September 11, 2001, had a significant impact on the CIP process. At the request of the City Manager, a CIP Contingency Spending Plan was developed during FY 2002 to offset the effects of the slowing economy. Projects in the Information Technology Services portion of the CIP as well as improvements at the Buddie Ford Nature Center were deferred until later years. These project deferrals, amounting to \$3.0 million, provided a cash backstop for the current fiscal year without jeopardizing critical needs.

With the economy and the Contingency Plan as background, the CIP Review Committee assessed over fifty project requests for the FY 2003 - FY 2008 Capital Improvement Program. The results of the efforts of the CIP Review Committee are an approved six-year \$307.0 million overall plan, representing a 3.4 percent increase as compared to the FY 2002-FY 2007 CIP of \$296.9 million. After setting aside State, federal and other revenues (some of which need to be identified in the future), this CIP contains a \$183.8 million program of City-funded public improvements for the City and the Alexandria City Public Schools, which represents a decrease of approximately \$13.5 million, or 6.8 percent as compared to the Approved FY 2002-FY 2007 CIP. The decrease in the City-funded six-year capital program reflects a smaller dollar level of projects approved in the out-years of the FY 2003-FY 2008 CIP in comparison to the FY 2002-FY 2007 CIP.

## Highlights of the Capital Improvement Program

The approved locally-funded FY 2003-FY 2008 six-year program includes the following major initiatives:

### Alexandria City Public Schools:

- A total of \$86.7 million has been approved for the capital needs of the Alexandria City Public School system, which represents a decrease of \$7.0 million, or 7.5 percent as compared to the FY 2002 - FY 2007 approved six-year City capital program. Although the \$86.7 million does not fully fund the School Board's FY 2003-FY 2008 capital request, it does provide full funding for the first three years of the Board's adopted capital program. Due to the major uncertainty regarding next fall's enrollment and future enrollment projections and its impact in the out years (FY 2006-FY 2008) of the Capital Improvement Program and its effect on the elementary school capacity, the City's approved CIP has not included \$20.9 million in funding in FY 2006-FY 2008 for generic elementary school expansion. The City has, however, fully funded the remaining Schools' capital needs in these three remaining years of the School's CIP, in the amount of \$21.3 million. The capital funding for elementary school expansion will be reevaluated in the context of the FY 2004 to FY 2009 CIP.

### Public Building and Recreation Centers:

- \$3.0 million, for a total of \$11 million, has been approved for the replacement of the Health Department (St. Asaph Street) facility. The increased funding reflects the results of the more detailed refinement of a facility program, as well as the increasingly higher cost of acquiring real property in the City.
- \$793,635 has been approved for needed upgrades and minor renovations at the Courthouse including the replacement of three elevators; the replacement of pedestal chairs in each courtroom; expansion of the Clerk's Office; the installation of new workstations and furniture in the Clerk's Office; and the installation of three sets of ADA compliant double doors at the front of the Courthouse.
- \$574,740 has been approved for the redesign and refurbishment of the second floor (Child Welfare area) of the Human Services Building in FY 2004, including painting, carpeting, new ceiling tile, wallpaper and space reallocation to improve and better utilize the employee work space.
- \$300,500 has been approved for minor repairs and upgrades at fire stations City-wide including an upgrade of the fire alarm system at Fire Station 208 and the installation of a remote, keyless entry system at all fire stations including the Fire Training Center.
- An additional \$381,215, for a total of \$861,835 over five years, has been approved for capital replacement and repair requirements at City-owned and operated group homes identified through a comprehensive survey conducted by the Department of General Services and those homes identified as in need of repair by Mental Health staff.
- \$200,000 has been approved for the design and construction of a skate park in the City.

### Public Works:

- An additional \$3.0 million, for a total of approximately \$5.0 million, has been approved to evaluate and correct the infiltration/inflow conditions in older parts of the City's separate sanitary sewer system, including the sanitary sewer's tributary to the Commonwealth Interceptor and areas in the Holmes Run Sewer Service Area.
- An additional \$200,000 per year, for a total \$600,000 per year, has been approved for the design and construction of physical traffic calming measures within the right-of-way to preserve neighborhoods and enhance safety by diverting cut-through traffic, lowering speeds and highlighting pedestrian crossing areas.
- A total of \$2.6 million over six years has been approved for the mitigation of combined sewer overflows to meet and maintain U.S. Environmental Protection Agency standards.
- \$450,000 has been approved for preparing the City's application for a National Pollutant Discharge Elimination System (NPDES) permit, monitoring, outlining the program, review and reporting. The Federal Water Quality Act of 1987 requires that small municipalities obtain storm water discharge permits for their municipal separate storm water system (MS4) under Phase II of the National Storm Water Program.

### Quality of Life Initiatives - Open Space, Trees, Transportation and Transit:

- \$41.7 million has been approved from FY 2003 to FY 2008 to meet the City's capital obligations for Metrobus and Metrorail, with \$21.5 million of that obligation requiring the identification of outside funding sources (such as regional sales tax).
- \$2.0 million has been approved primarily for land acquisition as part of the redevelopment of Upper Potomac West. This block at the intersection of Mt. Vernon Avenue and West Glebe Road, if redeveloped, would be the keystone in the revitalization of the Upper Potomac West area.
- \$1.5 million has been approved for the City's share of the Samuel Madden Homes (Downtown) Redevelopment Project, in which 100 units of existing housing would be replaced with 52 units at the existing site and 48 units located on other sites in the City. A combination of federal housing tax credits, other federal and State funds, as well as City funds, will likely comprise the redevelopment funding plan. The remaining City contribution to this project in the amount of up to \$2.0 million is contemplated to be derived from the City's Housing Trust Fund.
- The Approved FY 2003-FY 2008 CIP continues funding (primarily with State urban transportation funds) for the replacement of DASH buses and provides funds to enhance access to bus stops for persons with disabilities.
- The Approved FY 2003-FY 2008 CIP continues to provide "seed" monies for the acquisition and preservation of open space in the amount of \$200,000 per year.

- \$200,000 has been approved in FY 2006 for stabilization work on the fortification walls at Fort Ward to prevent the cracked walls from breaking away as a result of erosion. The City will be pursuing \$60,000 in grant funding from the State's Department of Historic Resources to partially offset the cost of this project.
- \$250,000 has been approved to fund the extension of Potomac Greens Drive and signal improvements as part of the Slater's Lane reconfiguration project.
- A total of \$120,000 has been approved to examine and develop methods by which the accumulation of silt at the City Marina Waterfront may be minimized in the future and to extend the dredging cycle from 5-7 years to 9-11 years which will maintain the number of boat slips available for rental.
- The Approved FY 2003-FY 2008 CIP continues funding for tree planting and care and the renovation and enhancement of the City's horticultural sites including street medians, tree wells, portals into the City, areas outside of recreation centers, and other planted areas that are maintained by the Recreation Department.

#### Information Technology Infrastructure:

- The Approved FY 2003-FY 2008 CIP continues the City's commitment to building and maintaining an essential information technology infrastructure, while enhancing services and building on existing City hardware, networks and software that have been implemented over the past decade. The Approved FY 2003-FY 2008 Information Technology (IT) Plan component of the CIP is \$17.2 million, which represents a decrease of \$1.3 million, or 6.8 percent, as compared to the FY 2002-FY 2007 approved six-year plan.
- New projects in the FY 2003-FY 2008 IT Plan include funds for Mental Health/Mental Retardation/Substance Abuse Health Insurance Portability and Accountability Act (HIPAA) Data Security Compliance; information technology enhancements to the City's Emergency Operations Center (EOC); and replacement of the existing service call tracking management system at the City's IT Help Desk.

#### FY 2003 Capital Budget - First Year of the Six-Year Program

The FY 2003 capital budget, which comprises the first year of the six-year plan, is \$54.7 million, and represents an increase of \$1.2 million, or 2.2 percent, as compared to the Approved FY 2002 capital budget. A summary of the FY 2003 capital budget is as follows:

- \$19.6 million for the Alexandria City Public Schools (fully funded request), including \$12.8 million for the expansion of George Washington Middle School as part of the Middle School Expansion Program;
- \$3.7 million in Community Development including \$2.0 million for land acquisition as part of the redevelopment of Upper Potomac West and \$1.5 million for the City's share of the Samuel Madden Homes (Downtown) Redevelopment Project;

- \$10.1 million in City facility renovations and maintenance projects including \$4.58 million to correct the first floor slab settlement problem at the Public Safety Building; and \$3.0 million, for a total of \$11.0 million for the relocation of the main Alexandria Health Department (St. Asaph Street) facility;
- \$7.7 million for undergrounding, streets, bridges, traffic calming measures and transit City-funded requirements (it should be noted that the CIP also includes State urban funding of \$2.5 million in DASH and WMATA capital projects which are at-risk for reduction);
- \$9.7 million for sanitary and storm sewer work;
- \$4.4 million for the Information Technology Plan;
- \$1.6 million for parks and recreation facilities including \$278,789 for the City's capital contribution to the Northern Virginia Regional Park Authority; \$200,000 for land acquisition; \$120,000 for tree planting and renovation and enhancement of the City's horticultural sites; \$200,000 for the design and construction of a skate park; and over \$600,000 for other recreation facilities including athletic fields and playgrounds throughout the City; and
- Approximately \$0.3 million for the City's capital funding for regional facilities including Peumansend Creek Regional Jail and the Northern Virginia Community College.

To preserve resources to address the City's highest priority capital needs, all planned capital projects will be re-evaluated on a project by project basis before any monies are expended or financial commitments are made.

Deferred Projects/Projects Beyond the FY 2003 to FY 2008 CIP:

To balance capital needs with available funding for capital projects (including new borrowing and significant increases in pay-as-you go funding for capital projects), funding for many capital project requests for both the City and the Schools has been deferred beyond the scope of this FY 2003-FY 2008 CIP. Among the unfunded capital projects are:

- Funding for the elementary school expansion requested by the School Board;
- Open space funding beyond the \$1.2 million in this proposed CIP;
- Funding for the possible expansion or relocation of some or all of the Police Department from the Public Safety Center;
- Funding for the expansion and improvement of the City's Quaker Lane maintenance facilities;
- Full funding for street and sewer reconstructions City-wide;
- Funding to protect and restore the tributary stream along Chambliss Street;
- Funding for streetscape revitalization improvements at the intersection of Russell Road and Mount Vernon Avenue and at the new Monroe Avenue Bridge;
- Funding for the possible replacement of the City's voting equipment.
- Funding for recreation center construction beyond the specific projects contained in this

- Funding for the possible replacement of the City's voting equipment.
- Funding for recreation center construction beyond the specific projects contained in this CIP;
- Funding at a greater level for open space acquisition;
- Full funding for renovations at Gadsby's Tavern;
- Funding for the construction of a new DASH maintenance facility;
- Funding for the expansion of the DASH bus fleet;
- An expanded Metrorail capital program will require the identification of substantial alternative transportation revenue sources;
- Any major reduction in State Urban Funds for road or transit projects may cause planned and funded projects in this CIP to be deferred;
- Funding to renovate all of the Lloyd House facility and gardens;
- Funding for the design and rehabilitation envisioned for the Wilkes Street ramp and tunnel;
- Funding for major outdoor swimming pool capital improvements;
- Funding to redesign the Planning and Zoning office space;
- Funding for mobile shelving and the expansion of the Payne Street Records Storage Facility;
- Funding for a study to rehabilitate a bike and pedestrian trail that runs underneath I-395;
- Funding to renovate and redesign the first floor of the Fort Ward Museum;
- Full funding for the renovation and repair of fire stations City-wide;
- Funding to address flood control options on lower King Street;
- Numerous other requests to enhance City facilities or replace rented facilities with City-owned facilities.

#### Capital Funding Summary and Impact on the Adopted Debt-Related Financial Policies

At the City Council Retreat in the fall of 2001, staff indicated that meeting our growing City and Schools' capital improvement requirements would continue to be a significant fiscal issue in the years ahead. Although the slowing economy has had an impact on revenues, the City needs to continue to invest in capital projects. The City will continue to use pay-as-you-go cash capital financing over the next six years to the extent possible as dictated by the economy and resulting pressure on the operating budget.

Funding the total capital program for the City and the Schools will be provided through a mix of \$55.0 million in general obligation bond borrowing through FY 2006 plus cash capital appropriations of up to \$16.7 million per year and fund balance designated for capital projects. The FY 2003-FY 2008 capital funding plan reflects the planned issuance of \$28.0 million in general obligation bonds in FY 2004; \$20.0 million in FY 2005; and \$7.0 million in

FY 2006. Tables detailing the capital program funding plan follow this overview section, and are entitled the "Capital Improvement Program Funding Plan Summary."

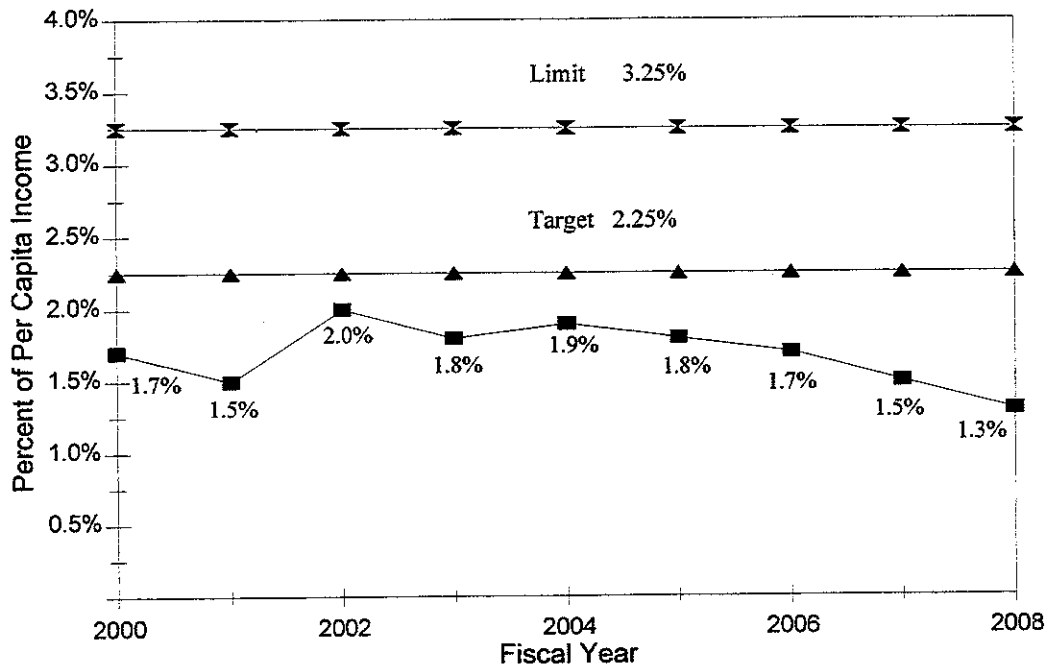
With the recommended \$28.0 million bond issue planned for FY 2004 to fund the next phases of the City's Capital Improvement Program, the FY 2003 Approved Operating Budget includes an increase in debt service costs of \$2.2 million, based on a \$650,000 first year principal payment and estimated first year interest payments of \$1.525 million, assuming a 5.0 percent projected interest rate. It should be noted, however, that the actual interest rate may vary based upon market conditions at the time of sale.

This approved capital program, while accommodating many needs, does not address all of the requests from City agencies, the School Board, and the community that will need to be carefully evaluated and phased in over a longer period than six years. The increasing debt burden will not endanger the City's hard-earned AAA/Aaa bond ratings, but will impact the annual operating budget, as our projected general obligation debt service payments – the annual repayment on the principal and interest due on our bonds – will increase from \$15.4 million in FY 2002 to \$17.5 million by FY 2003, and growing to a maximum of \$20.2 million in FY 2006.

While the FY 2003-FY 2008 capital program is budgeted to be financed, in part, with additional General Obligation debt, as shown in the following tables and graphs, the City will remain well within our adopted debt ratio targets and limits. Under this funding plan, the City's debt per capita as a percent of per capita income stays at or below 1.8% during the entire FY 2003 to FY 2008 time period. As shown in the graph entitled "Debt per Capita as a Percent of Per Capita Income Projections Compared to Debt Policy Target and Ceiling," the City will remain well below our debt per capita ceiling of 3.25% of per capita income; as well as below the target of 2.25%.



Figure 1. Debt per Capita as a Percent of Per Capita Income  
 Compared to Debt Policy Target and Ceiling  
 FY 2000-FY 2008



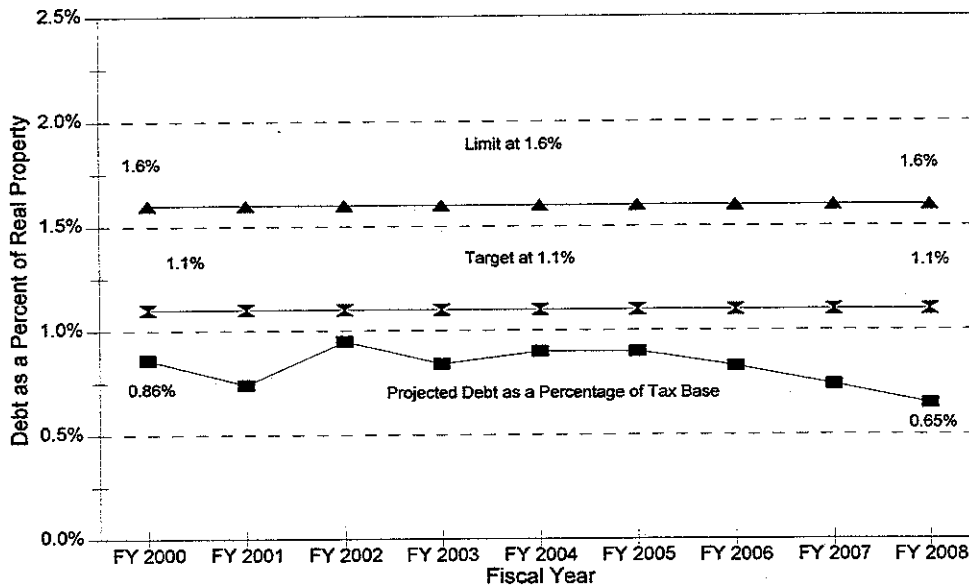
In addition, the City's overall debt per capita (a less important debt statistic) remained below that of neighboring AAA/Aaa rated local jurisdictions, as shown in the comparative debt per capita table below, and is likely with this CIP Plan to remain well below, as the maximum debt per capita projected peaks in FY 2005 at only \$1.228.

Debt per Capita

	FY <u>2001</u>	FY <u>2000</u>	FY <u>1999</u>	FY <u>1998</u>	FY <u>1997</u>	FY <u>1996</u>	FY <u>1995</u>	FY <u>1994</u>	FY <u>1993</u>	FY <u>1992</u>
Alexandria, VA	\$828	\$894	\$540	\$256	\$320	\$381	\$447	\$519	\$473	\$561
Arlington County, VA	2,227	2,052	2,067	1,790	1,737	1,527	1,633	1,314	1,387	1,246
Fairfax County, VA	1,467	1,423	1,389	1,351	1,337	1,298	1,292	1,286	1,186	1,123
Montgomery County, MD	1,507	1,513	1,387	1,443	1,279	1,391	1,164	1,273	1,242	1,165

The City will also remain well within its adopted debt policy ratios for debt as a percentage of Fair Market Real Property Value, as shown in the following graph. This is the most important debt ratio considered by the bond rating agencies. During the entire six years of the proposed City CIP, the City's projected debt to tax base ratio never exceeds 0.90%. This is less than the 1.1% target and just over half of the City's set 1.6% limit.

Figure 2. Debt as a Percentage of Fair Market Real Property Value Fiscal Year 2000 - 2008



### ACCOMPLISHMENTS OF THE PAST YEAR

The following is a list of some of the City's significant accomplishments in its capital program during FY 2001 and the first half of FY 2002.

#### Cameron Run Flood Control Tunnels

In May 2001, the City completed the rehabilitation and construction of the Cameron Run Flood Control Tunnels. Rehabilitation of the tunnels began in early 2000 and was necessary due to the significant reversal of curvature in the seven tunnels built by the City in FY 1977 as part of the Cameron Run Flood Control Project. During construction, a comprehensive monitoring and inspection program was followed to stay within the tolerances of settlement imposed by CSX Railroad. In order to be within these tolerances, the design was reviewed and modified as the construction proceeded. A special documented monitoring program will be conducted for one year to ensure that no settlement has resulted or occurs from the construction to ensure the safety of the railroad.

## Schools

On May 22, 2001, City Council approved the allocation of \$10,295,843 for the completion of the Middle School Expansion project at Francis Hammond Middle School. Construction began in the spring of 2001 and is scheduled to be completed by the summer of 2002.

On February 26, 2002, City Council approved the allocation of \$657,000 to complete the media center addition of Lyles-Crouch Elementary School. Construction is scheduled to be completed by Spring 2002.

## School Pedestrian Improvements

On September 25, 2001, City Council approved the allocation of \$100,000 for pedestrian and traffic improvements at Francis Hammond Middle School to address approved site plan conditions including the installation of traffic and pedestrian signal heads at Seminary Road, and new sidewalk and landscaping on Seminary Road at Francis Hammond Middle School. These improvements will primarily improve safety for students crossing Seminary Road and represent the City's direct contribution to the Francis Hammond renovation and expansion project. The improvements are scheduled to be completed by Spring 2002.

## Public Safety Building

On September 25, 2001, City Council approved the allocation of \$320,000 for the design of corrective measures to remedy the first floor slab settlement problem at the Public Safety Center. The design of the corrective measures is scheduled to be completed in Spring 2002.

Also on September 25, 2001, City Council approved the allocation of \$170,000 for a space needs study at the Public Safety Center to review and analyze the current space utilization and current and future staffing to determine the short- and long-term needs of the Police Department.

## Health Department

On September 25, 2001, City Council approved the allocation of \$35,000 for a site study analysis for the proposed new Health Department site. This analysis consisted of a preliminary site analysis of up to eight parcels and a detailed analysis of up to four sites or parcels, to include land acquisition, development costs and reimbursable expenses in relation to site selection for the proposed new facility. This analysis has been completed. An additional \$3 million has been budgeted in FY 2003, for a total of \$11.0 million, for the replacement of this facility. The increased funding in FY 2003 reflects the results of the more detailed refinement of a facility program as well as reflects the increasingly higher costs of acquiring real property in the City.

## Lloyd House

On January 22, 2002, City Council approved the allocation of \$460,000 for the renovation of the Lloyd House. The building will serve in part as administrative space for the Office of Historic Alexandria (OHA) and some other City staff, as well as provide for public meeting areas. A grant, in the amount of \$60,000, from the Virginia State Department of Historic Resources will partially fund the City's renovation of this facility. Construction is scheduled to begin in the spring of 2002 and be completed in the summer of 2002.

### Municipal Waterfront

On September 25, 2001, City Council approved the allocation of \$850,000 for general improvements and maintenance to the City's waterfront including repairs to the bulkhead at Point Lumley; the installation of a concrete walkway at Waterfront Park; the extension of the deck at the Torpedo Factory inlet to cover floatables; the installation of lateral support to the Torpedo Factory pier; the replacement of dolphins at the Torpedo Factory; and the installation of new docking accommodations in front of the Chart House Restaurant. This work is scheduled to be completed in Summer 2002.

Also, on September 25, 2001, City Council approved the allocation of \$750,000 for dredging at the City Marina from Founders Park to the Torpedo Factory. The accumulation of silt in the marina has resulted in the number of boat slips available for rental to decline. The City Marina was last dredged over seven years ago. The dredging is scheduled to be completed in March 2002.

### Mill Road Realignment

On January 22, 2002, City Council approved the allocation of \$3.4 million (\$628,113 in City monies; \$1.8 million in State monies; and \$954,592 in developer contributions) for the construction of Phase One of the Mill Road Realignment project to remove dangerous curves from a portion of the roadway. Construction is scheduled to begin in September 2002.

### Landscaping of Public Sites

On October 30, 2001, City Council approved the allocation of \$125,000 for the annual tree planting and care program to provide trees on public streets, in City parks and in open spaces to ensure maintenance of the City's tree canopy and to provide visual and environmental quality. Planting will take place throughout the year, with the majority of the planting taking place in the fall season.

### LEGAL BASIS

The FY 2003 - FY 2008 Capital Improvement Program has been prepared pursuant to Section 6.14 of the Alexandria City Code, as amended, which states that the City Manager:

"...shall submit to the Council a budget of the approved capital improvement projects for the ensuing fiscal year and for the five fiscal years thereafter, with his recommendations as to the means of financing the improvements approved for the ensuing fiscal year. The Council shall have power to accept with or without amendments or reject the approved program and approved means of financing the ensuing fiscal year but, except in the case of emergency as provided in subsection (d) of Section 2.02 of this Charter, the Council shall not authorize any capital improvement project or make any appropriation therefore unless such project is included in the capital budget as adopted by it."

**CAPITAL IMPROVEMENT PROGRAM SOURCES AND USES OF FUNDS**  
**For the Seven Fiscal Years Ending June 30, 2008**

**SOURCES:**


		<u>Projected Debt Service</u>	<u>Total General Fund</u>
Planned Future General Fund Appropriations to Capital Projects Fund, FY 2003 - FY 2008:			
FY 2003	14,200,000	17,483,024	31,683,024
FY 2004	15,000,000	18,198,617	33,198,617
FY 2005	16,500,000	19,110,604	35,610,604
FY 2006	16,800,000	20,211,798	37,011,798
FY 2007	13,600,000	19,257,048	32,857,048
FY 2008	<u>10,900,000</u>	<u>18,749,473</u>	<u>29,649,473</u>
Total Planned Future Appropriations	87,000,000	113,010,564	200,010,564
General Obligation Bond Issues:			
FY 2004	28,000,000		
FY 2005	20,000,000		
FY 2006	<u>7,000,000</u>		
Total General Obligation Bond Issues	55,000,000		
Current Sources:			
Capital Projects Fund Balance at 6/30/01	61,671,985		
Net Proceeds of FY 2002 Bond Issue	54,245,540		
General Fund Appropriation FY 2002	12,020,000		
General Fund Balances Designated for Subsequent Years' Capital Expenditures	23,100,000		
Bond Interest Earnings	<u>2,545,862</u>		
Total Current Sources		<u>153,583,387</u>	
<b>TOTAL SOURCES</b>		<u><u>295,583,387</u></u>	

**USES:**

Approved Capital Budgets through FY 2002:		
Prior Year Approved Projects at 6/30/01	58,278,866	
FY 2002 Approved Capital Budget	<u>53,527,463</u>	
Total Approved Capital Budgets		111,806,329
Proposed FY 2003 - FY 2008 CIP:		
FY 2003 Proposed Capital Budget	54,678,360	
FY 2004 Proposed Capital Budget	43,317,884	
FY 2005 Proposed Capital Budget	36,980,791	
FY 2006 Proposed Capital Budget	24,194,806	
FY 2007 Proposed Capital Budget	13,675,961	
FY 2008 Proposed Capital Budget	<u>10,929,256</u>	
Total Proposed FY 2003 - FY 2008 CIP		<u>183,777,058</u>
<b>TOTAL USES</b>		<u><u>295,583,387</u></u>

**CAPITAL IMPROVEMENT PROGRAM SOURCES AND USES OF FUNDS**  
**For the Seven Fiscal Years Ending June 30, 2008**

	Total FY 2002 - FY 2008	Approved Prior & FY 2002	FY 2003	FY 2004	FY 2005	FY 2006	FY 2007	FY 2008
<b>SOURCES</b>								
Current Sources:								
Capital Projects Fund Balance at 6/30/01	61,671,985	61,671,985						
Net Proceeds FY 2002 Bond Issue	54,245,540	30,003,277	24,242,263					
Designated General Fund Balance: (a)	16,700,000	7,500,000	9,200,000					
(b)	6,400,000	—	6,400,000					
FY 2002 General Fund Appropriation:	12,020,000	12,020,000						
Bond Interest Earnings	2,545,862	611,067	636,097	317,884	480,791	394,806	75,961	29,256
Future Sources:								
Planned General Fund Appropriations:								
FY 2003	14,200,000		14,200,000					
FY 2004	15,000,000			15,000,000				
FY 2005	16,500,000				16,500,000			
FY 2006	16,800,000					16,800,000		
FY 2007	13,600,000						13,600,000	
FY 2008	10,900,000							10,900,000
General Obligation Bonds:								
FY 2004	28,000,000			28,000,000				
FY 2005	20,000,000				20,000,000			
FY 2006	7,000,000					7,000,000		
<b>TOTAL SOURCES</b>	<b>295,583,387</b>	<b>111,806,329</b>	<b>54,678,360</b>	<b>43,317,884</b>	<b>36,980,791</b>	<b>24,194,806</b>	<b>13,675,961</b>	<b>10,929,256</b>



**FY 2003 - FY 2008 Capital Improvement  
Program  
Summary Tables**



**Table 3.  
Debt Service Indicators**

Fiscal Year	Total Debt Service	Outstanding Debt	General Expenditures	Assessed Value of Real Property	Population
FY 1992	\$14,173,013	\$64,550,000	\$267,381,588	\$11,219,663,400	115,000
FY 1993	13,640,181	54,875,000	271,404,113	11,100,242,100	116,000
FY 1994	10,283,070	60,380,000	280,836,633	10,849,723,700	116,400
FY 1995	11,050,739	52,255,000	290,760,163	10,846,601,602	117,000
FY 1996	10,112,095	44,725,000	312,902,626	10,926,409,000	117,300
FY 1997	9,289,745	37,610,000	326,248,912	11,163,428,300	117,600
FY 1998	8,827,610	30,585,000	354,805,740	11,605,290,200	119,500
FY 1999	6,350,549	65,710,000	380,736,909	12,187,519,600	121,700
FY 2000	8,866,071	114,690,000	393,588,056	13,295,307,700	128,283
FY 2001	12,382,314	107,875,000	401,555,221	14,632,349,200	130,269
FY 2002	15,363,966	153,925,000	429,447,839	16,272,679,700	132,256
FY 2003	17,483,024	143,615,000	454,491,139	17,086,313,685	134,242
FY 2004	18,198,617	160,820,000	477,215,696	17,940,629,369	136,229
FY 2005	19,110,604	169,780,000	501,076,481	18,837,660,838	138,215
FY 2006	20,211,798	164,765,000	526,130,305	19,779,543,880	139,045
FY 2007	19,257,048	153,340,000	552,436,820	20,768,521,074	139,875
FY 2008	18,749,473	141,915,000	580,058,661	21,806,947,127	140,705

Table 3 (continued)  
Debt Service Indicators

Fiscal Year	Ratio of Debt Service to General Expenses	Outstanding Debt as a Percentage of Assessed Value of Real Property*	Outstanding Debt per Capita	Debt per Capita as a Percentage of Per Capita Income
Ceiling	10.00%	1.60%	An amount equal to 3.25% of per capita income	3.25%
Target	8.00%	1.10%	An amount equal to 2.25% of per capita income	2.25%
FY 1992	5.30%	0.58%		1.61%
FY 1993	5.03%	0.49%		1.31%
FY 1994	3.66%	0.56%		1.34%
FY 1995	3.80%	0.48%		1.13%
FY 1996	3.23%	0.41%		0.91%
FY 1997	2.85%	0.34%		0.73%
FY 1998	2.49%	0.26%		0.55%
FY 1999	1.67%	0.54%		1.09%
FY 2000	2.25%	0.86%		1.72%
FY 2001	3.08%	0.74%		1.51%
FY 2002	3.58%	0.95%		2.03%
FY 2003	3.85%	0.84%		1.77%
FY 2004	3.81%	0.90%		1.86%
FY 2005	3.81%	0.90%		1.85%
FY 2006	3.84%	0.83%		1.70%
FY 2007	3.49%	0.74%		1.50%
FY 2008	3.23%	0.65%		1.31%

\*Includes general obligation bonds and term notes. In past years, total assessed value included real and personal property. Beginning in the FY 2000 - FY 2005 CIP, this indicator has been revised per the debt policies adopted on December 9, 1997, to include only real property.

**Table3 (continued)  
Debt Service Indicators**

**General Fund Balance as a Percentage of General  
Fund Revenue**

<b>Fiscal Year</b>	<b>Unreserved</b>	<b>Undesignated</b>
Floor	10.0%	4.0%
Target	n/a	5.5%
FY 1990	17.8%	9.9%
FY 1991	20.4%	9.4%
FY 1992	22.1%	7.2%
FY 1993	24.3%	7.6%
FY 1994	23.4%	7.6%
FY 1995	22.4%	6.6%
FY 1996	20.6%	5.5%
FY 1997	19.1%	6.7%
FY 1998	17.6%	7.6%
FY 1999	16.5%	6.9%
FY 2000	17.3%	6.4%
FY 2001	16.6%	6.6%

Source: Alexandria FY 2001 Comprehensive Annual Financial Report (CAFR)

**Table 4. General Obligation Bond Repayment Schedules**

Table 4, below, summarizes the annual debt service for all currently outstanding general obligation bond issues of the City of Alexandria. Tables 5 through 9, on the following pages, show the date of issue, the years remaining on the payment schedule, and the amount of principal and interest due each year for the individual bond issues.

**City of Alexandria, Virginia  
Summary of Total General Obligation  
Debt Service**

Fiscal Year	Principal	Interest	Total
2003	10,310,000	7,173,024	17,483,024
2004	10,795,000	6,738,617	17,533,617
2005	9,640,000	6,298,854	15,938,854
2006	9,615,000	5,874,048	15,489,048
2007	8,675,000	5,465,360	14,140,360
2008	8,675,000	5,088,410	13,763,410
2009	8,675,000	4,704,870	13,379,870
2010	7,885,000	4,319,330	12,204,330
2011	7,885,000	3,950,455	11,835,455
2012	7,875,000	3,592,955	11,467,955
2013	7,875,000	3,227,850	11,102,850
2014	7,875,000	2,841,125	10,716,125
2015	7,875,000	2,439,500	10,314,500
2016	7,875,000	2,059,156	9,934,156
2017	7,875,000	1,661,469	9,536,469
2018	7,875,000	1,260,056	9,135,056
2019	7,875,000	858,644	8,733,644
2020	5,875,000	453,613	6,328,613
2021	2,895,000	141,131	3,036,131
<b>Total</b>	<b>\$153,925,000</b>	<b>\$68,148,467</b>	<b>\$222,073,467</b>

Table 5. City of Alexandria, Virginia  
**GENERAL BOND OBLIGATION ISSUE (DATED 6/15/2001) OF JULY, 2001**  
 Debt Outstanding at June 30, 2002

Fiscal Year	Principal	Interest	Total
2003	1,700,000	2,312,730	4,012,730
2004	2,900,000	2,257,480	5,157,480
2005	2,900,000	2,163,230	5,063,230
2006	2,900,000	2,047,230	4,947,230
2007	2,900,000	1,942,830	4,842,830
2008	2,900,000	1,832,630	4,732,630
2009	2,900,000	1,716,630	4,616,630
2010	2,900,000	1,600,630	4,500,630
2011	2,900,000	1,481,005	4,381,005
2012	2,895,000	1,357,755	4,252,755
2013	2,895,000	1,230,375	4,125,375
2014	2,895,000	1,100,100	3,995,100
2015	2,895,000	969,825	3,864,825
2016	2,895,000	835,931	3,730,931
2017	2,895,000	698,419	3,593,419
2018	2,895,000	560,906	3,455,906
2019	2,895,000	423,394	3,318,394
2020	2,895,000	282,263	3,177,263
2021	2,895,000	141,131	3,036,131
<b>Total</b>	<b>\$53,850,000</b>	<b>\$24,954,494</b>	<b>\$78,804,494</b>

Table 6. City of Alexandria, Virginia  
**GENERAL BOND OBLIGATION ISSUE OF 6/15/2000**  
 Debt Outstanding at June 30, 2002

Fiscal Year	Principal	Interest	Total
2003	2,300,000	2,774,950	5,074,950
2004	2,985,000	2,654,200	5,639,200
2005	2,985,000	2,497,488	5,482,488
2006	2,985,000	2,348,238	5,333,238
2007	2,985,000	2,206,450	5,191,450
2008	2,985,000	2,057,200	5,042,200
2009	2,985,000	1,907,950	4,892,950
2010	2,985,000	1,758,700	4,743,700
2011	2,985,000	1,609,450	4,594,450
2012	2,980,000	1,460,200	4,440,200
2013	2,980,000	1,307,475	4,287,475
2014	2,980,000	1,151,025	4,131,025
2015	2,980,000	979,675	3,959,675
2016	2,980,000	823,225	3,803,225
2017	2,980,000	663,050	3,643,050
2018	2,980,000	499,150	3,479,150
2019	2,980,000	335,250	3,315,250
2020	2,980,000	171,350	3,151,350
Total	\$54,400,000*	\$30,049,976	\$84,449,976

\* \$600,000 of the \$55 million bond issue was repaid in FY 2001.

Table 7. City of Alexandria, Virginia  
**GENERAL BOND OBLIGATION ISSUE OF 1/1/1999**  
 Debt Outstanding at June 30, 2002

Fiscal Year	Principal	Interest	Total
2003	2,000,000	1,488,000	3,488,000
2004	2,000,000	1,418,000	3,418,000
2005	2,000,000	1,346,000	3,346,000
2006	2,000,000	1,272,000	3,272,000
2007	2,000,000	1,196,000	3,196,000
2008	2,000,000	1,118,000	3,118,000
2009	2,000,000	1,040,000	3,040,000
2010	2,000,000	960,000	2,960,000
2011	2,000,000	860,000	2,860,000
2012	2,000,000	775,000	2,775,000
2013	2,000,000	690,000	2,690,000
2014	2,000,000	590,000	2,590,000
2015	2,000,000	490,000	2,490,000
2016	2,000,000	400,000	2,400,000
2017	2,000,000	300,000	2,300,000
2018	2,000,000	200,000	2,200,000
2019	2,000,000	100,000	2,100,000
Total	\$34,000,000	\$14,243,000	\$48,243,000

**Table 8. City of Alexandria, Virginia  
GENERAL OBLIGATION BOND ISSUE OF 3/1/94  
Debt Outstanding at June 30, 2002**

Fiscal Year	Principal	Interest	Total
2003	1,805,000	459,513	2,264,513
2004	1,785,000	376,031	2,161,031
2005	1,755,000	292,136	2,047,136
2006	1,730,000	206,580	1,936,580
2007	790,000	120,080	910,080
2008	790,000	80,580	870,580
2009	790,000	40,290	830,290
<b>Total</b>	<b>\$9,445,000</b>	<b>\$1,575,210</b>	<b>\$11,020,210</b>

**Table 9. City of Alexandria, Virginia  
GENERAL OBLIGATION BOND ISSUE OF 3/1/92  
Debt Outstanding at June 30, 2002**

Fiscal Year	Principal	Interest	Total
2003	2,505,000	137,831	2,642,831
2004	1,125,000	32,906	1,157,906
<b>Total</b>	<b>\$3,630,000</b>	<b>\$170,737</b>	<b>\$3,800,737</b>



Table 10. Projects Closed

The following projects, which were included in the Approved FY 2002 - FY 2007 CIP, have been deleted from the Approved FY 2003 - FY 2008 CIP for the reasons noted below:

<u>Project</u>	<u>Title</u>
----------------	--------------

002-701	Burke Facility
---------	----------------

The balance of monies for this project were allocated on May 23, 2000 and used to renovate and re-open the Burke Library with a shared use between the Alexandria Library Board and the Alexandria City Public Schools. The facility is scheduled to re-open in Spring 2002.

<u>Project</u>	<u>Title</u>
----------------	--------------

004-012	Dora Kelley Nature Preserve
---------	-----------------------------

The balance of monies for this project were allocated on September 27, 2000 and used for minor improvements at the Dora Kelley Nature Preserve.

<u>Project</u>	<u>Title</u>
----------------	--------------

004-015	Timberland/Hillside/Goat Hill Parks
---------	-------------------------------------

The balance of monies for this project were allocated on October 23, 2001 and used for various ground and minor erosion control work at parks in the Warwick Village area including Timberland, Hillside, Goat Hill, Landover and Gentry Parks.

<u>Project</u>	<u>Title</u>
----------------	--------------

004-179	William Ramsay Recreation Center
---------	----------------------------------


The balance of monies for this project were allocated on February 27, 2001 and used to complete the Ramsay Recreation Center project. The new 18,000 square foot facility opened to the public on November 18, 2000.

<u>Project</u>	<u>Title</u>
----------------	--------------

013-103	Leaf Mulch Site
---------	-----------------

The balance of monies for this project were allocated on September 25, 2001 and used for improvements to the City's leaf mulch site on Eisenhower Avenue.

FY 2003 - FY 2008  
Capital Improvement Program  
Funding Totals



**Table 11.**  
**Summary of Capital Improvement Program by Project Group**  
**FY 2003 - FY 2008**

	By Funding Source			LESS PRIOR YEAR CARRY FORWARD FROM 2/28/02 THROUGH 6/30/02	REMAINING CITY COST
	TOTAL COST	STATE & FEDERAL GRANTS, REALLOCATIONS AND OTHERS	NET CITY COST		
SCHOOLS	\$87,044,871	\$0	\$87,044,871	\$308,000	\$86,736,871
LIBRARIES	1,764,316	0	1,764,316	1,250,000	514,316
COMMUNITY DEVELOPMENT	6,158,604	900,000	5,258,604	933,604	4,325,000
RECREATION AND PARKS	10,156,154	90,000	10,066,154	1,182,800	8,883,354
PUBLIC BUILDINGS	35,425,799	377,850	35,047,949	17,036,148	18,011,801
CORRECTIONAL FACILITIES	1,157,549	0	1,157,549	128,792	1,028,757
PUBLIC SAFETY	5,000	0	5,000	0	5,000
TRAFFIC IMPROVEMENTS/RAPID TRANSIT	62,630,711	49,737,000	12,893,711	1,913,711	10,980,000
STREETS AND BRIDGES	89,043,195	69,646,968	19,496,227	7,573,487	11,922,740
STORM SEWERS	9,437,170	817,870	8,819,500	3,756,500	5,063,000
SANITARY SEWERS	27,947,190	600,000	27,347,190	9,016,190	18,331,000
INFORMATION TECHNOLOGY PLAN *	21,506,302	1,386,000	20,120,302	2,879,730	17,240,572
OTHER EDUCATION	734,647	0	734,647	0	734,647
<b>TOTAL</b>	<b>\$353,011,508</b>	<b>\$123,255,488</b>	<b>\$229,756,020</b>	<b>\$45,978,962</b>	<b>\$183,777,058</b>

\* The Information Technology Plan includes expenditures for the Public Safety Radio System.

**City Share by Program Year**

	FY 2003	FY 2004	FY 2005	FY 2006	FY 2007	FY 2008	TOTAL
SCHOOLS	\$19,800,492	\$20,809,537	\$25,013,522	\$13,629,820	\$4,352,500	\$3,331,000	\$86,736,871
LIBRARIES	514,316	0	0	0	0	0	514,316
COMMUNITY DEVELOPMENT	3,720,000	200,000	100,000	100,000	100,000	105,000	4,325,000
RECREATION AND PARKS	1,557,409	2,354,789	1,216,789	1,344,789	1,204,789	1,204,789	8,883,354
PUBLIC BUILDINGS	10,135,498	4,705,903	899,400	891,500	736,500	643,000	18,011,801
CORRECTIONAL FACILITIES	182,220	177,421	174,953	169,905	164,755	159,503	1,028,757
PUBLIC SAFETY	0	0	0	0	0	5,000	5,000
TRAFFIC IMPROVEMENTS/RAPID TRANSIT	1,830,000	1,830,000	1,830,000	1,830,000	1,830,000	1,830,000	10,980,000
STREETS AND BRIDGES	2,979,380	2,443,360	1,675,000	1,575,000	1,675,000	1,575,000	11,922,740
STORM SEWERS	2,853,000	598,000	403,000	403,000	403,000	403,000	5,063,000
SANITARY SEWERS	6,799,000	3,621,000	3,921,000	2,050,000	1,070,000	870,000	18,331,000
INFORMATION TECHNOLOGY PLAN *	4,378,762	6,457,290	1,626,200	2,079,520	2,017,800	681,000	17,240,572
OTHER EDUCATION	128,283	120,584	120,927	121,272	121,817	121,964	734,647
<b>TOTAL</b>	<b>\$54,678,360</b>	<b>\$43,317,884</b>	<b>\$36,980,791</b>	<b>\$24,194,806</b>	<b>\$13,675,961</b>	<b>\$10,929,256</b>	<b>\$183,777,058</b>

\* The Information Technology Plan includes expenditures for the Public Safety Radio System.

**Table 12.**  
**Detail of Capital Improvement Program by Project**  
**FY 2003 - FY 2008**

By Funding Source

	TOTAL COST	STATE & FEDERAL GRANTS, REALLOCATIONS, AND OTHERS	NET CITY COST	CARRY FORWARD FROM 2/28/02 THROUGH 6/30/02	REMAINING CITY COST
<b>SUBFUND: 001 SCHOOLS</b>					
SCHOOL FACILITIES 1\	\$87,044,871	\$0	\$87,044,871	\$308,000	\$86,736,871
<b>SUBTOTAL</b>	<b>\$87,044,871</b>	<b>\$0</b>	<b>\$87,044,871</b>	<b>\$308,000</b>	<b>\$86,736,871</b>
<b>SUBFUND: 002 LIBRARIES</b>					
BRANCH LIBRARIES	\$1,764,316	\$0	\$1,764,316	\$1,250,000	\$514,316
<b>SUBTOTAL</b>	<b>\$1,764,316</b>	<b>\$0</b>	<b>\$1,764,316</b>	<b>\$1,250,000</b>	<b>\$514,316</b>
<b>SUBFUND: 003 COMMUNITY DEVELOPMENT</b>					
DOWNTOWN TRANSPORTATION	\$5,000	\$0	\$5,000	\$0	\$5,000
MT. VERNON AVENUE IMPROVEMENTS	593,604	0	593,604	593,604	0
MUNICIPAL WATERFRONT IMPROVEMENTS	100,000	0	100,000	0	100,000
ROUTE 1 BEAUTIFICATION	20,000	0	20,000	20,000	0
STREAMS MAINTENANCE/WATERFRONT DREDGING	1,940,000	900,000	1,040,000	320,000	720,000
SAMUEL MADDEN HOMES REDEVELOPMENT	1,500,000	0	1,500,000	0	1,500,000
REDEVELOPMENT OF UPPER POTOMAC WEST	200,000	0	2,000,000	0	2,000,000
<b>SUBTOTAL</b>	<b>\$6,158,604</b>	<b>\$900,000</b>	<b>\$5,258,604</b>	<b>\$933,604</b>	<b>\$4,325,000</b>
<b>SUBFUND: 004 RECREATION AND PARKS</b>					
BIKE TRAILS	\$462,000	\$0	\$462,000	\$0	\$462,000
CAMERON STATION	25,000	0	25,000	0	25,000
CHINQUAPIN PARK AND REC CENTER	26,000	0	26,000	26,000	0
FOUR MILE RUN PARK	0	0	0	0	0
FORT WARD PARK	244,000	60,000	184,000	20,000	164,000
LANDSCAPING OF PUBLIC SITES	750,000	30,000	720,000	0	720,000
NORTHERN VIRGINIA REGIONAL PARK	1,786,734	0	1,786,734	0	1,786,734
PARK IMPROVEMENTS	1,068,000	0	1,068,000	118,000	950,000
LAND ACQUISITION	1,400,000	0	1,400,000	200,000	1,200,000
RECREATION FACILITIES IMPROVEMENTS	4,394,420	0	4,394,420	818,800	3,575,620
<b>SUBTOTAL</b>	<b>\$10,156,154</b>	<b>\$90,000</b>	<b>\$10,066,154</b>	<b>\$1,182,800</b>	<b>\$8,883,354</b>
<b>SUBFUND: 005 PUBLIC BUILDINGS</b>					
PRESERVATION OF HISTORIC BUILDINGS	\$1,562,728	\$0	\$1,562,728	\$1,369,500	\$193,228
ANIMAL SHELTER	5,000	0	5,000	0	5,000
ENERGY CONSERVATION	150,000	0	150,000	150,000	0
MARKET SQUARE RENOVATIONS	2,500,000	0	2,500,000	1,300,000	1,200,000
CITY FACILITY RENOVATION/MAINTENANCE	30,834,071	377,850	30,456,221	13,842,648	16,613,573
CITY VISITOR CENTER	374,000	0	374,000	374,000	0
<b>SUBTOTAL</b>	<b>\$35,425,799</b>	<b>\$377,850</b>	<b>\$35,047,949</b>	<b>\$17,036,148</b>	<b>\$18,011,801</b>
<b>SUBFUND: 006 CORRECTIONAL FACILITIES</b>					
PEUMANSEND CREEK REGIONAL JAIL	\$1,157,549	\$0	\$1,157,549	\$128,792	\$1,028,757
<b>SUBTOTAL</b>	<b>\$1,157,549</b>	<b>\$0</b>	<b>\$1,157,549</b>	<b>\$128,792</b>	<b>\$1,028,757</b>

1\ Please refer to the Alexandria City Public Schools adopted Capital Improvement Program for detailed information on school capital projects, available from the Office of the Assistant Superintendent for Finance and Administration.

**Table 12.**  
**Detail of Capital Improvement Program by Project**  
**FY 2003 - FY 2008**

By Funding Source

	TOTAL COST	STATE & FEDERAL GRANTS, REALLOCATIONS, AND OTHERS	NET CITY COST	CARRY FORWARD FROM 2/28/02 THROUGH 6/30/02	REMAINING CITY COST
<b>SUBFUND: 008 PUBLIC SAFETY</b>					
DRIVER TRAINING TRACK	\$5,000	\$0	\$5,000	\$0	\$5,000
<b>SUBTOTAL</b>	<b>\$5,000</b>	<b>\$0</b>	<b>\$5,000</b>	<b>\$0</b>	<b>\$5,000</b>
<b>SUBFUND: 009 TRAFFIC IMPROVEMENTS AND RAPID TRANSIT</b>					
TRAFFIC FACILITIES	\$8,850,000	\$3,000,000	\$5,850,000	\$750,000	\$5,100,000
BUS REPLACEMENT/BUS SHELTERS	11,085,191	10,787,000	298,191	118,191	180,000
METRO BUS/RAIL CAPITAL	41,650,000	35,950,000	5,700,000	0	5,700,000
RAIL RAPID TRANSIT	1,045,520	0	1,045,520	1,045,520	0
<b>SUBTOTAL</b>	<b>\$62,630,711</b>	<b>\$49,737,000</b>	<b>\$12,893,711</b>	<b>\$1,913,711</b>	<b>\$10,980,000</b>
<b>SUBFUND: 011 STREETS AND BRIDGES</b>					
POTOMAC YARD ROAD AND BRIDGE IMPROVEMENTS	17,359,500	17,012,800	346,700	156,460	190,240
FLOOD CONTROL TUNNELS	210,322	0	210,322	210,322	0
BRIDGE REPAIRS	2,225,000	0	2,225,000	725,000	1,500,000
KING & BEAUREGARD INTERSECTION	28,908,000	28,312,280	595,720	595,720	0
KING STREET METRO AREA IMPROVEMENTS	15,817,073	14,782,088	1,034,985	759,985	275,000
MILL ROAD REALIGNMENT	5,100,000	4,900,000	200,000	0	200,000
STREET AND PEDESTRIAN IMPROVEMENTS	12,533,300	4,539,800	7,993,500	2,439,000	5,557,500
SIDEWALK, CURB AND GUTTER	1,100,000	0	1,100,000	500,000	600,000
UTILITY UNDERGROUNDING/STREET LIGHTING	5,790,000	0	5,790,000	2,190,000	3,600,000
<b>SUBTOTAL</b>	<b>\$89,043,195</b>	<b>\$69,546,968</b>	<b>\$19,496,227</b>	<b>\$7,573,487</b>	<b>\$11,922,740</b>
<b>SUBFUND: 012 STORM SEWERS</b>					
RECONSTRUCTION/EXTENSION STORM SEWERS	\$6,024,500	\$0	\$6,024,500	\$2,336,500	\$3,688,000
ORONOCCO OUTFALL	\$3,412,670	\$617,670	\$2,795,000	\$1,420,000	\$1,375,000
<b>SUBTOTAL</b>	<b>\$9,437,170</b>	<b>\$617,670</b>	<b>\$8,819,500</b>	<b>\$3,756,500</b>	<b>\$5,063,000</b>
<b>SUBFUND: 013 SANITARY SEWERS</b>					
RECONSTRUCTION/EXTENSION SANITARY SEWERS	\$3,960,000	\$200,000	\$3,760,000	\$840,000	\$2,920,000
SEWER REHABILITATION AND ABATEMENT	23,987,190	400,000	23,587,190	8,176,190	15,411,000
<b>SUBTOTAL</b>	<b>\$27,947,190</b>	<b>\$600,000</b>	<b>\$27,347,190</b>	<b>\$9,016,190</b>	<b>\$18,331,000</b>
<b>SUBFUND: 015 INFORMATION TECHNOLOGY PLAN</b>					
CONNECTIVITY PROJECTS	\$7,020,220	\$0	\$7,020,220	\$801,340	\$6,218,880
SYSTEMS DEVELOPMENT 2 <sup>1</sup>	14,486,062	1,386,000	13,100,062	2,078,390	11,021,692
<b>SUBTOTAL</b>	<b>\$21,506,302</b>	<b>\$1,386,000</b>	<b>\$20,120,302</b>	<b>\$2,879,730</b>	<b>\$17,240,572</b>
<b>SUBFUND: 016 OTHER EDUCATION</b>					
NORTHERN VIRGINIA COMMUNITY COLLEGE	\$734,647	\$0	\$734,647	\$0	\$734,647
<b>SUBTOTAL</b>	<b>\$734,647</b>	<b>\$0</b>	<b>\$734,647</b>	<b>\$0</b>	<b>\$734,647</b>
<b>TOTAL ALL FUNDS</b>	<b>\$353,011,508</b>	<b>\$123,255,488</b>	<b>\$229,756,020</b>	<b>\$45,978,962</b>	<b>\$183,777,058</b>

2<sup>1</sup> Systems Development includes the Public Safety Radio System. The Traffic Control Computer project was moved out of the IT Plan in the FY 2002 - FY 2007 CIP and now can be found under the Traffic Control Facilities project.

**Table 13.**  
**Detail of Capital Improvement Program by Project**  
**FY 2003 - FY 2008**

	City Share by Program Year						TOTAL
	FY 2003	FY 2004	FY 2005	FY 2006	FY 2007	FY 2008	
<b>SUBFUND: 001 SCHOOLS</b>							
SCHOOL FACILITIES 11	\$19,600,492	\$20,809,537	\$25,013,522	\$13,629,820	\$4,352,500	\$3,331,000	\$86,736,871
<b>SUBTOTAL</b>	<b>\$19,600,492</b>	<b>\$20,809,537</b>	<b>\$25,013,522</b>	<b>\$13,629,820</b>	<b>\$4,352,500</b>	<b>\$3,331,000</b>	<b>\$86,736,871</b>
<b>SUBFUND: 002 LIBRARIES</b>							
BRANCH LIBRARIES	\$514,316	\$0	\$0	\$0	\$0	\$0	\$514,316
<b>SUBTOTAL</b>	<b>\$514,316</b>	<b>\$0</b>	<b>\$0</b>	<b>\$0</b>	<b>\$0</b>	<b>\$0</b>	<b>\$514,316</b>
<b>SUBFUND: 003 COMMUNITY DEVELOPMENT</b>							
DOWNTOWN TRANSPORTATION/PARKING	\$0	\$0	\$0	\$0	\$0	\$5,000	\$5,000
MT. VERNON AVENUE IMPROVEMENTS	0	0	0	0	0	0	0
MUNICIPAL WATERFRONT IMPROVEMENTS	100,000	100,000	0	0	0	0	200,000
ROUTE 1 BEAUTIFICATION	0	0	0	0	0	0	0
STREAMS MAINTENANCE/WATERFRONT DREDGING	120,000	100,000	100,000	100,000	100,000	100,000	620,000
SAMUEL MADDEN HOMES REDEVELOPMENT	1,500,000	0	0	0	0	0	1,500,000
REDEVELOPMENT OF UPPER POTOMAC WEST	2,000,000	0	0	0	0	0	2,000,000
<b>SUBTOTAL</b>	<b>\$3,720,000</b>	<b>\$200,000</b>	<b>\$100,000</b>	<b>\$100,000</b>	<b>\$100,000</b>	<b>\$105,000</b>	<b>\$4,325,000</b>
<b>SUBFUND: 004 RECREATION AND PARKS</b>							
BIKE TRAILS	\$77,000	\$77,000	\$77,000	\$77,000	\$77,000	\$77,000	\$462,000
CAMERON STATION	25,000	0	0	0	0	0	25,000
CHINQUAPIN PARK AND REC CENTER	0	0	0	0	0	0	0
FOUR MILE RUN PARK	0	0	0	0	0	0	0
FORT WARD PARK	12,000	0	12,000	140,000	0	0	164,000
LANDSCAPING OF PUBLIC SITES	120,000	120,000	120,000	120,000	120,000	120,000	720,000
NORTHERN VIRGINIA REGIONAL PARK	297,789	297,789	297,789	297,789	297,789	297,789	1,786,734
PARK IMPROVEMENTS	370,000	170,000	170,000	170,000	170,000	170,000	1,220,000
LAND ACQUISITION	200,000	200,000	200,000	200,000	200,000	200,000	1,200,000
RECREATION FACILITIES IMPROVEMENTS	455,620	1,490,000	340,000	340,000	340,000	340,000	3,305,620
<b>SUBTOTAL</b>	<b>\$1,557,409</b>	<b>\$2,354,789</b>	<b>\$1,216,789</b>	<b>\$1,344,789</b>	<b>\$1,204,789</b>	<b>\$1,204,789</b>	<b>\$8,883,354</b>
<b>SUBFUND: 005 PUBLIC BUILDINGS</b>							
PRESERVATION OF HISTORIC BUILDINGS	\$193,228	\$0	\$0	\$0	\$0	\$0	\$193,228
ANIMAL SHELTER	0	0	0	0	0	5,000	5,000
ENERGY CONSERVATION	0	0	0	0	0	0	0
MARKET SQUARE RENOVATIONS	0	1,200,000	0	0	0	0	1,200,000
CITY FACILITY RENOVATION/MAINTENANCE	9,942,270	3,505,903	899,400	891,500	736,500	638,000	16,613,573
CITY VISITOR CENTER	0	0	0	0	0	0	0
<b>SUBTOTAL</b>	<b>\$10,135,498</b>	<b>\$4,705,903</b>	<b>\$899,400</b>	<b>\$891,500</b>	<b>\$736,500</b>	<b>\$643,000</b>	<b>\$18,011,801</b>
<b>SUBFUND: 006 CORRECTIONAL FACILITIES</b>							
PEUMANSEND CREEK REGIONAL JAIL	\$182,220	\$177,421	\$174,953	\$169,905	\$164,755	\$159,503	\$1,028,757
<b>SUBTOTAL</b>	<b>\$182,220</b>	<b>\$177,421</b>	<b>\$174,953</b>	<b>\$169,905</b>	<b>\$164,755</b>	<b>\$159,503</b>	<b>\$1,028,757</b>

11 Please refer to the Alexandria City Public Schools adopted Capital Improvement Program for detailed information on school capital projects, available from the Office of the Assistant Superintendent for Finance and Administration.

**Table 13.**  
**Detail of Capital Improvement Program by Project**  
**FY 2003 - FY 2008**

	City Share by Program Year						TOTAL
	FY 2003	FY 2004	FY 2005	FY 2006	FY 2007	FY 2008	
<b>SUBFUND: 008 PUBLIC SAFETY</b>							
DRIVER TRAINING TRACK	\$0	\$0	\$0	\$0	\$0	\$5,000	\$5,000
<b>SUBTOTAL</b>	<b>\$0</b>	<b>\$0</b>	<b>\$0</b>	<b>\$0</b>	<b>\$0</b>	<b>\$5,000</b>	<b>\$5,000</b>
<b>SUBFUND: 009 TRAFFIC IMPROVEMENTS AND RAPID TRANSIT</b>							
TRAFFIC CONTROL FACILITIES	\$850,000	\$850,000	\$850,000	\$850,000	\$850,000	\$850,000	\$5,100,000
BUS REPLACEMENT/BUS SHELTERS	30,000	30,000	30,000	30,000	30,000	30,000	180,000
METRO BUS/RAIL CAPITAL	950,000	950,000	950,000	950,000	950,000	950,000	5,700,000
RAIL RAPID TRANSIT	0	0	0	0	0	0	0
<b>SUBTOTAL</b>	<b>\$1,830,000</b>	<b>\$1,830,000</b>	<b>\$1,830,000</b>	<b>\$1,830,000</b>	<b>\$1,830,000</b>	<b>\$1,830,000</b>	<b>\$10,980,000</b>
<b>SUBFUND: 011 STREETS AND BRIDGES</b>							
POTOMAC YARD ROAD AND BRIDGE IMPROVEMENTS	66,880	123,360	0	0	0	0	190,240
FLOOD CONTROL TUNNELS	0	0	0	0	0	0	0
BRIDGE REPAIRS	250,000	250,000	250,000	250,000	250,000	250,000	1,500,000
KING & BEAUREGARD INTERSECTION	0	0	0	0	0	0	0
KING STREET METRO AREA IMPROVEMENTS	275,000	0	0	0	0	0	275,000
MILL ROAD REALIGNMENT	100,000	100,000	0	0	0	0	200,000
STREET AND PEDESTRIAN IMPROVEMENTS	1,587,500	1,270,000	725,000	625,000	725,000	625,000	5,557,500
SIDEWALK, CURB AND GUTTER	100,000	100,000	100,000	100,000	100,000	100,000	600,000
UTILITY UNDERGROUNDING/STREET LIGHTING	600,000	600,000	600,000	600,000	600,000	600,000	3,600,000
<b>SUBTOTAL</b>	<b>\$2,979,380</b>	<b>\$2,443,360</b>	<b>\$1,675,000</b>	<b>\$1,575,000</b>	<b>\$1,675,000</b>	<b>\$1,575,000</b>	<b>\$11,922,740</b>
<b>SUBFUND: 012 STORM SEWERS</b>							
RECONSTRUCTION/EXTENSION STORM SEWERS	\$1,478,000	\$598,000	\$403,000	\$403,000	\$403,000	\$403,000	\$3,688,000
ORONOOCO OUTFALL	\$1,375,000	\$0	\$0	\$0	\$0	\$0	\$1,375,000
<b>SUBTOTAL</b>	<b>\$2,853,000</b>	<b>\$598,000</b>	<b>\$403,000</b>	<b>\$403,000</b>	<b>\$403,000</b>	<b>\$403,000</b>	<b>\$5,063,000</b>
<b>SUBFUND: 013 SANITARY SEWERS</b>							
RECONSTRUCTION/EXTENSION SANITARY SEWERS	\$520,000	\$520,000	\$520,000	\$420,000	\$420,000	\$520,000	\$2,920,000
SEWER REHABILITATION AND ABATEMENT	6,279,000	3,101,000	3,401,000	1,630,000	650,000	350,000	15,411,000
<b>SUBTOTAL</b>	<b>\$6,799,000</b>	<b>\$3,621,000</b>	<b>\$3,921,000</b>	<b>\$2,050,000</b>	<b>\$1,070,000</b>	<b>\$870,000</b>	<b>\$18,331,000</b>
<b>SUBFUND: 015 INFORMATION TECHNOLOGY PLAN</b>							
CONNECTIVITY PROJECTS	\$1,218,800	\$1,475,080	\$911,200	\$1,425,000	\$1,003,800	\$185,000	\$6,218,880
SYSTEMS DEVELOPMENT	3,159,962	4,982,210	715,000	654,520	1,014,000	496,000	11,021,692
<b>SUBTOTAL</b>	<b>\$4,378,762</b>	<b>\$6,457,290</b>	<b>\$1,626,200</b>	<b>\$2,079,520</b>	<b>\$2,017,800</b>	<b>\$681,000</b>	<b>\$17,240,572</b>
<b>SUBFUND: 016 OTHER EDUCATION</b>							
NORTHERN VIRGINIA COMMUNITY COLLEGE	\$128,283	\$120,584	\$120,927	\$121,272	\$121,617	\$121,964	\$734,647
<b>SUBTOTAL</b>	<b>\$128,283</b>	<b>\$120,584</b>	<b>\$120,927</b>	<b>\$121,272</b>	<b>\$121,617</b>	<b>\$121,964</b>	<b>\$734,647</b>
<b>TOTAL ALL FUNDS</b>	<b>\$54,678,360</b>	<b>\$43,317,884</b>	<b>\$36,980,791</b>	<b>\$24,194,806</b>	<b>\$13,675,961</b>	<b>\$10,929,256</b>	<b>\$183,777,058</b>



**SUMMARY**  
**Detail of Capital Improvement Program by Project**  
**FY 2003 - FY 2008**

City Share by Program Year

	UNALLOCATED PRIOR YEAR	FY 2003	FY 2004	FY 2005	FY 2006	FY 2007	FY 2008	TOTAL <sup>1</sup>
<b>SUBFUND: 001 SCHOOLS</b>								
SCHOOL FACILITIES 11	\$308,000	\$19,600,492	\$20,809,537	\$25,013,522	\$13,629,820	\$4,352,500	\$3,331,000	\$86,736,871
<b>SUBFUND 001 SUBTOTAL</b>	<b>\$308,000</b>	<b>\$19,600,492</b>	<b>\$20,809,537</b>	<b>\$25,013,522</b>	<b>\$13,629,820</b>	<b>\$4,352,500</b>	<b>\$3,331,000</b>	<b>\$86,736,871</b>
<b>SUBFUND: 002 LIBRARIES</b>								
BARRETT LIBRARY	\$0	\$514,316	\$0	\$0	\$0	\$0	\$0	\$514,316
DUNCAN LIBRARY	\$1,250,000	\$0	\$0	\$0	\$0	\$0	\$0	\$0
<b>SUBFUND 002 SUBTOTAL</b>	<b>\$1,250,000</b>	<b>\$514,316</b>	<b>\$0</b>	<b>\$0</b>	<b>\$0</b>	<b>\$0</b>	<b>\$0</b>	<b>\$514,316</b>
<b>SUBFUND: 003 COMMUNITY DEVELOPMENT</b>								
DOWNTOWN TRANSPORTATION/PARKING	\$0	\$0	\$0	\$0	\$0	\$0	\$5,000	\$5,000
MT. VERNON AVENUE IMPROVEMENTS	593,604	0	0	0	0	0	0	0
MUNICIPAL WATERFRONT IMPROVEMENTS	0	100,000	0	0	0	0	0	100,000
ROUTE 1 BEAUTIFICATION	20,000	0	0	0	0	0	0	0
FOUR MILE RUN CHANNEL MAINTENANCE	0	0	0	0	0	0	0	0
CITY MARINA WATERFRONT DREDGING	20,000	20,000	100,000	0	0	0	0	120,000
STREAMS MAINTENANCE	300,000	100,000	100,000	100,000	100,000	100,000	100,000	600,000
REDEVELOPMENT OF UPPER POTOMAC WEST	0	2,000,000	0	0	0	0	0	2,000,000
SAMUEL MADDEN HOMES REDEVELOPMENT	0	1,500,000	0	0	0	0	0	1,500,000
<b>SUBFUND 003 SUBTOTAL</b>	<b>\$933,604</b>	<b>\$3,720,000</b>	<b>\$200,000</b>	<b>\$100,000</b>	<b>\$100,000</b>	<b>\$100,000</b>	<b>\$105,000</b>	<b>\$4,325,000</b>
<b>SUBFUND: 004 RECREATION AND PARKS</b>								
BIKE TRAILS	\$0	\$77,000	\$77,000	\$77,000	\$77,000	\$77,000	\$77,000	\$462,000
CAMERON STATION	0	25,000	0	0	0	0	0	25,000
CHINQUAPIN PARK AND REC CENTER	26,000	0	0	0	0	0	0	0
FOUR MILE RUN PARK	0	0	0	0	0	0	0	0
FORT WARD PARK	20,000	12,000	0	12,000	140,000	0	0	164,000
LANDSCAPING OF PUBLIC SITES	0	120,000	120,000	120,000	120,000	120,000	120,000	720,000
NORTHERN VIRGINIA REGIONAL PARK	0	297,789	297,789	297,789	297,789	297,789	297,789	1,786,734
LAND ACQUISITION	200,000	200,000	200,000	200,000	200,000	200,000	200,000	1,200,000
<b>PARK IMPROVEMENTS</b>								
ADA REQUIREMENTS	\$0	\$25,000	\$25,000	\$25,000	\$25,000	\$25,000	\$25,000	\$150,000
TIMBERLAND PARK	0	0	0	0	0	0	0	0
TRAIL LIGHTING	20,000	0	0	0	0	0	0	0
DRAINAGE IMPROVEMENTS	12,000	0	0	0	0	0	0	0
SKATE PARK	25,000	200,000	0	0	0	0	0	200,000
WINDMILL HILL PARK	11,000	0	0	0	0	0	0	0
ATHLETIC FIELD IMPROVEMENTS	0	40,000	40,000	40,000	40,000	40,000	40,000	240,000
PLAYGROUND RENOVATIONS	0	60,000	60,000	60,000	60,000	60,000	60,000	350,000
DORA KELLY NATURE PRESERVE	0	0	0	0	0	0	0	0
MONTICELLO PARK	50,000	0	0	0	0	0	0	0
BALL COURTS RENOVATIONS	0	45,000	45,000	45,000	45,000	45,000	45,000	270,000
<b>PARK SUBTOTAL</b>	<b>\$118,000</b>	<b>\$370,000</b>	<b>\$170,000</b>	<b>\$170,000</b>	<b>\$170,000</b>	<b>\$170,000</b>	<b>\$170,000</b>	<b>\$1,220,000</b>
<b>RECREATION FACILITIES IMPROVEMENTS</b>								
PATRICK HENRY REC CENTER	\$0	\$0	\$0	\$0	\$0	\$0	\$0	\$0
C. HOUSTON REC CENTER	0	0	0	0	0	0	0	0
DURANT REC CENTER	0	0	0	0	0	0	0	0
RECREATION RENOVATIONS	415,800	250,000	250,000	250,000	250,000	250,000	250,000	1,500,000
FACILITIES AND LEISURE ASSESSMENT	0	0	0	0	0	0	0	0
PUBLIC POOLS	315,000	90,000	90,000	90,000	90,000	90,000	90,000	540,000
LEE RECREATION CENTER	88,000	0	0	0	0	0	0	0
MT VERNON RECREATION CENTER	0	15,620	0	0	0	0	0	15,620
BUDDIE FORD NATURE CENTER	0	100,000	1,150,000	0	0	0	0	1,250,000
<b>FACILITIES SUBTOTAL</b>	<b>\$818,800</b>	<b>\$455,620</b>	<b>\$1,490,000</b>	<b>\$340,000</b>	<b>\$340,000</b>	<b>\$340,000</b>	<b>\$340,000</b>	<b>\$3,305,620</b>
<b>SUBFUND 004 SUBTOTAL</b>	<b>\$1,182,800</b>	<b>\$1,557,409</b>	<b>\$2,354,789</b>	<b>\$1,216,789</b>	<b>\$1,344,789</b>	<b>\$1,204,789</b>	<b>\$1,204,789</b>	<b>\$8,883,354</b>

<sup>1</sup> Total does not include Unallocated Prior Year

**SUMMARY**  
**Detail of Capital Improvement Program by Project**  
**FY 2003 - FY 2008**

City Share by Program Year

	UNALLOCATED PRIOR YEAR	FY 2003	FY 2004	FY 2005	FY 2006	FY 2007	FY 2008	TOTAL <sup>1</sup>
<b>SUBFUND: 005 PUBLIC BUILDINGS</b>								
<b>PRESERVATION OF HISTORIC BUILDINGS</b>								
LYCEUM	\$44,500	\$152,528	\$0	\$0	\$0	\$0	\$0	\$152,528
GADSBY'S TAVERN	810,000	0	0	0	0	0	0	0
APOTHECARY	515,000	0	0	0	0	0	0	0
LLOYD HOUSE	0	0	0	0	0	0	0	0
FRIENDSHIP FIRE HOUSE	0	0	0	0	0	0	0	0
FT WARD MUSEUM	0	0	0	0	0	0	0	0
BLACK HISTORY MUSEUM	0	40,700	0	0	0	0	0	40,700
<b>HISTORIC BLDGS SUBTOTAL</b>	<b>\$1,369,500</b>	<b>\$193,228</b>	<b>\$0</b>	<b>\$0</b>	<b>\$0</b>	<b>\$0</b>	<b>\$0</b>	<b>\$193,228</b>
ANIMAL SHELTER	\$0	0	0	0	0	0	5,000	5,000
ENERGY CONSERVATION	150,000	0	0	0	0	0	0	0
MARKET SQUARE RENOVATIONS	1,300,000	0	1,200,000	0	0	0	0	1,200,000
<b>CITY FACILITY RENOVATION/MAINTENANCE</b>								
IMPOUND OFFICE	\$10,000	\$0	\$0	\$0	\$0	\$0	\$5,000	\$5,000
CITY HALL	45,000	0	0	0	0	0	0	0
COURTHOUSE	2,583,000	793,635	0	0	0	0	0	793,635
HEALTH CENTER	7,296,726	3,000,000	519,893	0	0	0	0	3,519,893
PUBLIC SAFETY CENTER	217,000	4,580,000	0	0	0	0	0	4,580,000
DETENTION CENTER (JAIL)	149,800	169,400	0	0	0	0	0	169,400
PAYNE STREET STORAGE	85,000	0	0	0	0	0	0	0
TES WHEELER AVENUE	0	50,820	0	0	0	0	0	50,820
TES/CS TRUCK WASH	565,000	0	0	0	0	0	0	0
UNION STATION	170,000	0	0	0	0	0	0	0
CAPITAL FACILITIES MAINTENANCE	716,000	485,000	485,000	485,000	485,000	485,000	485,000	2,910,000
HANDICAPPED ACCESS	432,896	25,000	25,000	25,000	25,000	25,000	25,000	150,000
TORPEDO FACTORY	296,600	0	1,380,000	0	0	0	0	1,380,000
ENVIRONMENTAL COMPLIANCE	475,000	0	0	0	0	0	0	0
MH RESIDENTIAL FACILITIES	0	127,165	293,770	162,900	155,000	0	123,000	861,835
FLORA KRALUSE CASEY	80,626	0	0	0	0	0	0	0
405 CAMERON STREET	325,000	0	0	0	0	0	0	0
HUMAN SERVICES	345,000	0	575,740	0	0	0	0	575,740
ITS SPACE	0	184,250	0	0	0	0	0	184,250
PISTOL RANGE	0	0	0	0	0	0	0	0
FIRE STATION RENOVATIONS	50,000	527,000	226,500	226,500	226,500	226,500	0	1,433,000
<b>CITY FACILITIES RENOV SUBTOTAL</b>	<b>\$13,842,648</b>	<b>\$9,942,270</b>	<b>\$3,505,903</b>	<b>\$899,400</b>	<b>\$891,500</b>	<b>\$736,500</b>	<b>\$638,000</b>	<b>\$16,613,573</b>
CITY VISITOR CENTER	\$374,000	\$0	\$0	\$0	\$0	\$0	\$0	\$0
<b>SUBFUND 005 SUBTOTAL</b>	<b>\$17,036,148</b>	<b>\$10,135,498</b>	<b>\$4,705,903</b>	<b>\$899,400</b>	<b>\$891,500</b>	<b>\$736,500</b>	<b>\$643,000</b>	<b>\$18,011,801</b>
<b>SUBFUND: 006 CORRECTIONAL FACILITIES</b>								
PEUMANSEND CREEK REGIONAL JAIL	\$128,792	\$182,220	\$177,421	\$174,953	\$169,905	\$164,755	\$159,503	\$1,028,757
<b>SUBFUND 006 SUBTOTAL</b>	<b>\$128,792</b>	<b>\$182,220</b>	<b>\$177,421</b>	<b>\$174,953</b>	<b>\$169,905</b>	<b>\$164,755</b>	<b>\$159,503</b>	<b>\$1,028,757</b>
<b>SUBFUND: 008 PUBLIC SAFETY</b>								
DRIVER TRAINING TRACK	\$0	\$0	\$0	\$0	\$0	\$0	\$5,000	\$5,000
<b>SUBFUND 008 SUBTOTAL</b>	<b>\$0</b>	<b>\$0</b>	<b>\$0</b>	<b>\$0</b>	<b>\$0</b>	<b>\$0</b>	<b>\$5,000</b>	<b>\$5,000</b>
<b>SUBFUND: 009 TRAFFIC IMPROVEMENTS AND RAPID TRANSIT</b>								
TRAFFIC CONTROL FACILITIES	\$250,000	\$850,000	\$850,000	\$850,000	\$850,000	\$850,000	\$850,000	\$5,100,000
TRAFFIC COMPUTER UPGRADE	500,000	0	0	0	0	0	0	0
BUS REPLACEMENT	118,191	0	0	0	0	0	0	0
BUS SHELTERS	0	30,000	30,000	30,000	30,000	30,000	30,000	180,000
METRO BUS/RAIL CAPITAL	0	950,000	950,000	950,000	950,000	950,000	950,000	5,700,000
RAIL RAPID TRANSIT	1,045,520	0	0	0	0	0	0	0
<b>SUBFUND 009 SUBTOTAL</b>	<b>\$1,913,711</b>	<b>\$1,830,000</b>	<b>\$1,830,000</b>	<b>\$1,830,000</b>	<b>\$1,830,000</b>	<b>\$1,830,000</b>	<b>\$1,830,000</b>	<b>\$10,960,000</b>

**SUMMARY**  
Detail of Capital Improvement Program by Project  
FY 2003 - FY 2008

City Share by Program Year


	UNALLOCATED PRIOR YEAR	FY 2003	FY 2004	FY 2005	FY 2006	FY 2007	FY 2008	TOTAL1
<b>SUBFUND: 011 STREETS AND BRIDGES</b>								
POTOMAC YARD ROAD AND BRIDGE IMPROVEMENTS	\$156,460	\$66,880	\$123,360	\$0	\$0	\$0	\$0	\$190,240
FLOOD CONTROL TUNNELS	210,322	0	0	0	0	0	0	0
BRIDGE REPAIRS	725,000	250,000	250,000	250,000	250,000	250,000	250,000	1,500,000
KING & BEAUREGARD INTERSECTION	595,720	0	0	0	0	0	0	0
KING STREET METRO AREA IMPROVEMENTS	405,073	0	0	0	0	0	0	0
COMMUTER PEDESTRIAN IMPROVEMENTS	354,912	275,000	0	0	0	0	0	275,000
MILL ROAD REALIGNMENT	0	100,000	100,000	0	0	0	0	200,000
<b>STREET&amp;BRIDGES SUBTOTAL</b>	<b>\$2,447,487</b>	<b>\$691,880</b>	<b>\$473,360</b>	<b>\$250,000</b>	<b>\$250,000</b>	<b>\$250,000</b>	<b>250,000</b>	<b>2,165,240</b>
<b>STREET AND PEDESTRIAN IMPROVEMENTS</b>								
STREET RECONSTRUCTIONS	\$290,000	\$62,500	\$120,000	\$75,000	\$75,000	\$75,000	75,000	482,500
INFRASTRUCTURE IMPROVEMENTS	\$0	150,000	0	0	0	0	0	150,000
WEST END STREET	236,000	0	0	100,000	0	100,000	0	200,000
NE TRAFFIC PLAN	165,000	0	0	0	0	0	0	0
KING/BRADLEE	0	0	0	0	0	0	0	0
VAN DORN STREET	0	100,000	0	0	0	0	0	100,000
BRADDOCK ROAD	200,000	0	0	0	0	0	0	0
FILMORE STREET	400,000	0	0	0	0	0	0	0
TENNESSEE AVENUE	350,000	250,000	0	0	0	0	0	250,000
BEVERLY DRIVE	100,000	0	0	0	0	0	0	0
PINE STREET	50,000	0	0	0	0	0	0	0
BIRCH STREET	0	50,000	0	0	0	0	0	50,000
MACARTHUR ROAD	0	50,000	0	0	0	0	0	50,000
S. UNION STREET	0	0	0	0	0	0	0	0
N. FRAZIER STREET	85,000	0	0	0	0	0	0	0
N. FROST STREET	0	25,000	0	0	0	0	0	25,000
LAWRENCE STREET	0	0	150,000	0	0	0	0	150,000
RECONSTRUCTION DUE TO SEWERS	50,000	50,000	150,000	150,000	150,000	150,000	150,000	800,000
LINDEN STREET	165,000	0	0	0	0	0	0	0
DUKE STREET STREETSCAPING	195,000	0	0	0	0	0	0	0
KING/QUAKER/BRADDOCK INTERSECT	0	150,000	0	0	0	0	0	150,000
SLATER'S LANE	0	50,000	250,000	0	0	0	0	300,000
TRAFFIC CALMING	0	400,000	400,000	400,000	400,000	400,000	400,000	2,400,000
SCHOOL PEDESTRIAN IMPROVEMENTS	0	0	0	0	0	0	0	0
TRAFFIC SURVEY RESPONSE	150,000	100,000	100,000	0	0	0	0	200,000
PARKING METER REPLACEMENT	0	150,000	100,000	0	0	0	0	250,000
SIDEWALK, CURB AND GUTTER	500,000	100,000	100,000	100,000	100,000	100,000	100,000	600,000
<b>STREET &amp; PEDEST SUBTOTAL</b>	<b>\$2,936,000</b>	<b>\$1,687,500</b>	<b>\$1,370,000</b>	<b>\$825,000</b>	<b>\$725,000</b>	<b>\$825,000</b>	<b>725,000</b>	<b>6,157,500</b>
<b>UTILITY UNDERGROUNDING/STREET LIGHTING</b>								
MISCELLANEOUS UNDERGROUNDING	\$200,000	\$75,000	\$75,000	\$75,000	\$75,000	\$75,000	75,000	450,000
OLD TOWN UNDERGROUNDING	1,900,000	500,000	500,000	500,000	500,000	500,000	500,000	3,000,000
STREET LIGHTING	90,000	25,000	25,000	25,000	25,000	25,000	25,000	150,000
<b>UTILITIES SUBTOTAL</b>	<b>\$2,190,000</b>	<b>\$600,000</b>	<b>\$600,000</b>	<b>\$600,000</b>	<b>\$600,000</b>	<b>\$600,000</b>	<b>600,000</b>	<b>3,600,000</b>
<b>SUBFUND 011 SUBTOTAL</b>	<b>\$7,573,487</b>	<b>\$2,979,380</b>	<b>\$2,443,360</b>	<b>\$1,675,000</b>	<b>\$1,575,000</b>	<b>\$1,675,000</b>	<b>\$1,575,000</b>	<b>\$11,922,740</b>
<b>SUBFUND: 012 STORM SEWERS</b>								
<b>RECONSTRUCTION/EXTENSION STORM SEWERS</b>								
CONSTRUCTION	\$841,500	\$428,000	\$248,000	\$203,000	\$203,000	\$203,000	\$203,000	1,488,000
COMMONWEALTH/GLEBE	80,000	0	0	0	0	0	0	0
BRADDOCK/WEST	0	150,000	0	0	0	0	0	150,000
PRINCESS	70,000	0	0	0	0	0	0	0
EDSALL/CAMERON	95,000	0	0	0	0	0	0	0
FRAZIER STREET	250,000	0	0	0	0	0	0	0
FROST STREET	0	100,000	0	0	0	0	0	100,000
LAWRENCE STREET	0	0	150,000	0	0	0	0	150,000
ALLEY SEWER UPGRADE	125,000	0	0	0	0	0	0	0
KING ST/CSX	75,000	0	0	0	0	0	0	0
CHANNEL RESTORATION	800,000	200,000	200,000	200,000	200,000	200,000	200,000	1,200,000
COMMONWEALTH AVE STUDY	0	150,000	0	0	0	0	0	150,000
HUMES SPRINGS STORM SEWER	0	0	0	0	0	0	0	0
CHAMBLISS STREET	0	0	0	0	0	0	0	0
NPDES STORM WATER PROGRAM	0	450,000	0	0	0	0	0	450,000
ORONOOCO OUTFALL	1,420,000	1,375,000	0	0	0	0	0	1,375,000
<b>SUBFUND 012 SUBTOTAL</b>	<b>\$3,756,500</b>	<b>\$2,853,000</b>	<b>\$598,000</b>	<b>\$403,000</b>	<b>\$403,000</b>	<b>\$403,000</b>	<b>\$403,000</b>	<b>\$5,063,000</b>

**SUMMARY**  
**Detail of Capital Improvement Program by Project**  
**FY 2003 - FY 2008**

City Share by Program Year

	UNALLOCATED PRIOR YEAR	FY 2003	FY 2004	FY 2005	FY 2006	FY 2007	FY 2008	TOTAL <sup>1</sup>
<b>SUBFUND: 013 SANITARY SEWERS</b>								
RECONSTRUCTION/EXTENSION SANITARY SEWERS	\$840,000	\$520,000	\$520,000	\$520,000	\$420,000	\$420,000	\$520,000	\$2,920,000
<b>SEWER REHABILITATION AND ABATEMENT</b>								
SEWER MAP UPDATING	\$991,000	\$202,000	\$101,000	\$101,000	\$0	\$0	\$0	\$404,000
HOLMES RUN TRUNK SEWER	3,400,000	1,700,000	1,700,000	1,700,000	5,000	0	0	5,105,000
SEWER SEPARATION	1,285,190	450,000	500,000	600,000	525,000	250,000	250,000	2,575,000
INFILTRATION/INFLOW	400,000	3,327,000	100,000	400,000	400,000	400,000	0	4,627,000
ROYAL STREET RELIEF SEWER	2,000,000	600,000	600,000	600,000	600,000	0	0	2,400,000
ENVIRONMENTAL RESTORATION	100,000	0	100,000	0	100,000	0	100,000	300,000
LEAF SITE - EINSENHOWER AVE	0	0	0	0	0	0	0	0
SEWER REHAB SUBTOTAL	\$8,176,190	\$6,279,000	\$3,101,000	\$3,401,000	\$1,630,000	\$650,000	\$350,000	\$15,411,000
<b>SUBFUND 013 SUBTOTAL</b>	<b>\$9,016,190</b>	<b>\$6,799,000</b>	<b>\$3,621,000</b>	<b>\$3,921,000</b>	<b>\$2,050,000</b>	<b>\$1,070,000</b>	<b>\$870,000</b>	<b>\$18,331,000</b>
<b>SUBFUND: 015 INFORMATION TECHNOLOGY PLAN</b>								
CONNECTIVITY PROJECTS	\$801,340	\$1,218,800	\$1,475,080	\$811,200	\$1,425,000	\$1,003,800	\$185,000	\$6,218,880
SYSTEMS DEVELOPMENT	\$2,078,390	3,159,962	4,982,210	715,000	654,520	1,014,000	496,000	11,021,892
<b>SUBFUND 015 SUBTOTAL</b>	<b>\$2,879,730</b>	<b>\$4,378,762</b>	<b>\$6,457,290</b>	<b>\$1,626,200</b>	<b>\$2,079,520</b>	<b>\$2,017,800</b>	<b>\$681,000</b>	<b>\$17,240,572</b>
<b>SUBFUND: 016 OTHER EDUCATION</b>								
NORTHERN VIRGINIA COMMUNITY COLLEGE	\$0	\$128,283	\$120,584	\$120,927	\$121,272	\$121,617	\$121,964	\$734,647
<b>SUBFUND 016 SUBTOTAL</b>	<b>\$0</b>	<b>\$128,283</b>	<b>\$120,584</b>	<b>\$120,927</b>	<b>\$121,272</b>	<b>\$121,617</b>	<b>\$121,964</b>	<b>\$734,647</b>
<b>TOTAL CITY SHARE</b>	<b>\$45,978,962</b>	<b>\$54,678,360</b>	<b>\$43,317,884</b>	<b>\$36,980,791</b>	<b>\$24,194,806</b>	<b>\$13,675,961</b>	<b>\$10,929,256</b>	<b>\$183,777,058</b>

<sup>1</sup> Total does not include Unallocated Prior Year



# Capital Project Detail Sheets

## Capital Project Detail Sheet Format

---

The detail sheets on the following pages provide a variety of information about the City's capital improvement projects. In the heading for each project in the CIP detail, the following information is provided:

**Project Title** - The title by which the project is referred to in official documents.

**Subtasks** - Individual elements of the total project.

**Priority** - The priority assigned to this project. There are three priority designations: a) Essential; b) Very Desirable; and, c) Desirable. See the heading "Priorities in the Capital Program" in the front of the CIP section for further explanation.

**Estimated Useful Life of Improvement** - Where possible, information on the estimated life of the improvement scheduled in the FY 2003 - FY 2008 CIP is provided.

**Project Manager** - Identifies the agency that is primarily responsible for planning and managing the project.

# Schools



## ALEXANDRIA CITY PUBLIC SCHOOLS

### Elementary Schools

John Adams	5651 Rayburn Avenue
Charles Barrett	1115 Martha Custis Drive
Patrick Henry	4643 Taney Avenue
Jefferson-Houston	1501 Cameron Street
Cora Kelly Magnet School	3600 Commonwealth Avenue
Lyles-Crouch	530 Saint Asaph Street
Douglas MacArthur	1101 Janneys Lane
George Mason	2601 Cameron Mills Road
Maury	600 Russell Road
Mount Vernon	2601 Commonwealth Avenue
James K. Polk	5000 Polk Avenue
William Ramsay	5700 Sanger Avenue
Samuel W. Tucker	435 Ferdinand Day Drive

### Middle Schools

Minnie Howard	3801 Braddock Road
Francis C. Hammond	4646 Seminary Road
George Washington	1005 Mount Vernon Avenue

### High School

T.C. Williams/STEP	3330 King Street
--------------------	------------------

### Other Facilities

Administration Building	2000 North Beauregard Street
Rowing Facility	1 Madison Street
Maintenance Facility	3540 Wheeler Avenue

## SCHOOLS CAPITAL IMPROVEMENT PROGRAM

<u>Subtasks</u>	<u>Priority</u>	<u>Estimated Useful Life of Improvement</u>	<u>Project Manager</u>
Schools Capital Improvement Program	Essential		Schools

Project Summary: This project provides funding for the Alexandria City Public Schools (ACPS) Capital Improvement Program (CIP).

Project Description: On January 17, 2002, the School Board adopted its six-year Capital Improvement Program (CIP), in the amount of \$107,653,093. The Board's adopted six year CIP of \$107.7 million represents a \$7.0 million, or 6.1 percent, decrease as compared to the CIP the School Board adopted for the six-year period last year and a \$13.9 million, or 14.8 percent, increase over the Schools' CIP approved by City Council as part of the City's approved FY 2002-FY 2007 CIP.

The approved City CIP for FY 2003 - FY 2008 includes \$86.7 million for funding the Schools' adopted CIP. This represents a \$7.0 million, or 7.5 percent, decrease as compared to the CIP approved by City Council last year. The \$20.9 million difference between the approved City CIP and the CIP adopted and requested by the School Board is due to the uncertainty of actual future elementary school enrollment growth, its impact in the out years (FY 2006 - FY 2008) of the Capital Improvement Program and its effect on the elementary school capacity. The City's approved CIP has budgeted full funding of the Board's request for FY 2003 - FY 2005, but has not included funding in FY 2006 - FY 2008 for generic elementary school expansion, in the amount of \$20.9 million. The uncertainty regarding next fall's enrollment and future enrollment projections makes it premature to commit the City to funding elementary expansion at this time. Next year, when the City's FY 2004 - FY 2009 CIP is prepared, this funding situation will be re-evaluated. The City has fully funded the remaining Schools' CIP (FY 2006- FY 2008), in the amount of \$21.3 million.

The School Board's adopted FY 2003 - FY 2008 CIP requests the following funding:

FY 2003: \$19,600,492 including \$12.8 million for the middle school expansion project at George Washington Middle School. This project will consist of the construction of new classrooms to serve the increased enrollment and renovations to the existing facility to accommodate the middle school program. \$1.2 million for the classroom addition and expansion of the physical education facilities, cafeteria and library/media center at Minnie Howard School; \$1.1 million to provide general capital maintenance to buildings; \$1.1 million to provide for the replacement and modernization of the building systems including cabinetry, ceilings and doors at all school facilities in ACPS and the replacement of six school buses; \$0.5 million for an architectural and engineering master plan for additions, modernization and renovations at T.C. Williams High School, the Career Center and the Sports Barn; and \$2.9 million for all other Schools projects.

## SCHOOLS CAPITAL IMPROVEMENT PROGRAM

FY 2004: \$20,809,537 including \$8.8 million for major additions, modernization and renovations at T.C. Williams High School and the Career Center including a system-wide kitchen to be constructed on campus in conjunction with a food court to replace the existing cafeteria, renovations of existing classroom spaces and the replacement of the HVAC system; \$2.2 million for major infrastructure upgrades including the replacement of the central boilers and HVAC systems at William Ramsay Elementary School; \$1.6 million for the replacement of the central heating boiler and classroom HVAC systems at Charles Barrett Elementary School; \$1.5 million for the replacement of the HVAC, electrical, plumbing and lighting systems at Lyles-Crouch Traditional Academy; \$1.2 million for a classroom addition and expansion of the physical education facilities, cafeteria and library/media center at the Minnie Howard School; \$0.8 million for the joint City and Schools project to convert the multipurpose room into classrooms at William Ramsay Elementary; \$0.5 million for the upgrade and renovation of the library/media center at Maury Elementary School; and \$4.2 million for all other Schools' projects.

FY 2005: \$25,013,522 including \$12.8 million for a classroom addition and extensive renovations of existing classroom spaces at T.C. Williams High School and the Career Center; \$2.4 million for a classroom addition and expansion of physical education facilities, cafeteria and library/media center at Minnie Howard School; \$2.6 million for the replacement of the central boilers, the HVAC and lighting systems and the addition of an elevator at F.C. Hammond Middle School; \$1.8 million for the replacement of central boilers, HVAC and electrical systems at John Adams Elementary School; \$1.5 million to replace the main boilers and HVAC systems and upgrade the plumbing and electrical systems at James K. Polk Elementary School; and \$3.8 million for all other Schools' projects.

FY 2006: \$15,496,442 for all School's projects (\$13,629,820 is budgeted in the City's CIP);

FY 2007: \$13,877,300 for all School's projects (\$4,352,500 is budgeted in the City's CIP); and

FY 2008: \$12,855,800 for all School's projects (\$3,331,000 is budgeted in the City's CIP).

For more detailed information on Schools capital projects as adopted by the School Board, please see the following pages (FY 2003 - FY 2008 CIP Budget Request as Adopted by the School Board). The full Alexandria City Public Schools Approved Capital Improvement Budget 2002-2003, is available from the ACPS Office of the Assistant Superintendent for Finance and Administration, 2000 North Beauregard Street, Alexandria, Virginia (telephone: 703/824-6643).

# SCHOOLS CAPITAL IMPROVEMENT PROGRAM

TASK TITLE	UNALLOCATED PRIOR-FY	FY 2003 CURRENT	FY 2004 FY + 1	FY 2005 FY + 2	FY 2006 FY + 3	FY 2007 FY + 4	FY 2008 FY + 5	TOTAL
SCHOOLS	308,000	19,600,492	20,809,537	25,013,522	13,629,820	4,352,500	3,331,000	87,044,871
TOTAL PROJECT	308,000	19,600,492	20,809,537	25,013,522	13,629,820	4,352,500	3,331,000	87,044,871
LESS REVENUES	0	0	0	0	0	0	0	0
NET CITY SHARE	308,000	19,600,492	20,809,537	25,013,522	13,629,820	4,352,500	3,331,000	87,044,871

TABLE 3: FY 2003 - FY 2008 CIP BUDGET REQUEST AS ADOPTED BY THE SCHOOL BOARD<sup>11</sup>

SCHOOL PROJECTS	APPROVED FY 2002	PROPOSED FY 2003	PROPOSED FY 2004	PROPOSED FY 2005	PROPOSED FY 2006	PROPOSED FY 2007	PROPOSED FY 2008	GRAND TOTAL	FUTURE PROJECTS
JOHN ADAMS	245,000	0	0	1,793,000	0	347,000	150,000	2,290,000	0
CHARLES BARRETT	110,000	30,000	1,565,000	0	0	0	0	1,595,000	0
LYLES-CROUCH	25,000	0	1,480,000	0	0	0	0	1,480,000	0
PATRICK HENRY	1,342,000	670,000	0	0	165,000	100,000	50,000	985,000	0
JEFFERSON-HOUSTON	0	300,000	843,000	0	253,000	110,000	0	1,506,000	0
CORA KELLY	50,000	0	0	0	0	550,000	0	550,000	0
DOUGLAS MACARTHUR	15,000	1,900,000	0	300,000	0	207,500	150,000	1,299,500	0
GEORGE MASON	40,000	1,500,000	0	771,000	0	41,000	410,000	1,822,000	0
MAURY	370,000	110,000	0	0	0	0	0	110,000	0
JAMES POLK	0	0	0	1,535,000	0	15,000	150,000	1,700,000	0
WILLIAM RAMSAY	300,000	0	2,178,000	0	0	165,000	0	2,343,000	0
MOUNT VERNON	0	920,000	0	0	550,000	0	0	980,000	0
F. C. HAMMOND	0	550,000	230,000	2,620,000	0	0	0	3,400,000	0
GEORGE WASHINGTON	0	0	473,000	0	0	0	0	473,000	0
MINNIE HOWARD	30,000	0	0	0	2,062,500	0	0	2,062,500	0
T. C. WILLIAMS/STEP	310,000	0	0	0	960,000	0	0	960,000	0
<b>SCHOOL PROJECTS TOTAL</b>	<b>2,837,000</b>	<b>2,770,000</b>	<b>6,769,000</b>	<b>2,311,000</b>	<b>4,000,500</b>	<b>1,535,500</b>	<b>910,000</b>	<b>23,556,000</b>	<b>0</b>

GENERAL MAINTENANCE	APPROVED FY 2002	PROPOSED FY 2003	PROPOSED FY 2004	PROPOSED FY 2005	PROPOSED FY 2006	PROPOSED FY 2007	PROPOSED FY 2008	GRAND TOTAL	FUTURE PROJECTS
RENOVATIONS	350,000	350,000	350,000	350,000	350,000	350,000	350,000	2,100,000	0
BUILDING SYSTEMS	750,000	750,000	750,000	750,000	750,000	750,000	750,000	4,500,000	0
<b>GENERAL MAINTENANCE TOTAL</b>	<b>1,100,000</b>	<b>1,100,000</b>	<b>1,100,000</b>	<b>1,100,000</b>	<b>1,100,000</b>	<b>1,100,000</b>	<b>1,100,000</b>	<b>6,600,000</b>	<b>0</b>

Note: Approved FY 2002 funding is not included in the Grand Total column.

<sup>11</sup> The City's CIP includes funding of all School Board capital projects except \$20.9 million in generic elementary school expansion projects (FY 2006 to FY 2008).

**TABLE 3: FY 2003 - FY 2008 CIP BUDGET REQUEST AS ADOPTED BY THE SCHOOL BOARD<sup>1</sup>**

Approved  
City of Alexandria, Virginia FY 2003 Budget  
46

EDUCATIONAL SUPPORT	APPROVED FY 2002	PROPOSED FY 2003	PROPOSED FY 2004	PROPOSED FY 2005	PROPOSED FY 2006	PROPOSED FY 2007	PROPOSED FY 2008	GRAND TOTAL	FUTURE PROJECTS
MAINT & TRANSPORTATION FACILITY	134,000	50,000	0	0	385,000	671,000	0	1,106,000	0
FURNITURE, FIXTURES & EQUIPMENT	400,000	400,000	400,000	400,000	400,000	400,000	400,000	2,400,000	0
BUS REPLACEMENT	456,000	612,000	466,000	471,000	476,000	481,000	486,000	2,992,000	0
<b>EDUCATIONAL SUPPORT TOTAL</b>	<b>990,000</b>	<b>1,062,000</b>	<b>866,000</b>	<b>871,000</b>	<b>1,261,000</b>	<b>1,552,000</b>	<b>886,000</b>	<b>6,498,000</b>	<b>0</b>

NEW CONSTRUCTION PROJECTS	APPROVED FY 2002	PROPOSED FY 2003	PROPOSED FY 2004	PROPOSED FY 2005	PROPOSED FY 2006	PROPOSED FY 2007	PROPOSED FY 2008	GRAND TOTAL	FUTURE PROJECTS
CHARLES BARRETT CLASSROOM ADDITION	0	0	0	0	0	0	0	0	2,884,861
LYLES-CROUCH MEDIA CENTER	0	0	0	0	0	0	0	0	0
CORA KELLY CLASSROOM ADDITION	0	0	0	0	0	0	0	0	1,285,200
MAURY MEDIA CENTER	250,000	0	500,000	0	0	0	0	500,000	0
WILLIAM RAMSAY MULTI-PURPOSE ROOM	0	0	0	0	0	0	0	0	0
ELEMENTARY SCHOOL EXPANSION	250,000	0	0	0	1,866,622	9,524,800	9,524,800	20,916,222	0
F. C. HAMMOND EXPANSION	10,295,843	0	0	0	0	0	0	0	0
GEORGE WASHINGTON EXPANSION	0	12,845,083	580,000	0	0	0	0	13,425,083	0
MINNIE HOWARD ADDITION	358,000	1,212,221	1,212,222	2,424,443	0	0	0	4,848,886	0
T. C. WILLIAMS ADDITION & RENOVATION	0	500,000	8,832,945	12,832,945	7,093,320	0	0	29,259,210	0
<b>NEW CONSTRUCTION PROJECTS TOTAL</b>	<b>12,670,563</b>	<b>14,557,304</b>	<b>10,973,898</b>	<b>15,257,388</b>	<b>8,959,942</b>	<b>9,524,800</b>	<b>9,524,800</b>	<b>69,743,132</b>	<b>4,170,061</b>


\* Costs exclusive of land

MISCELLANEOUS	APPROVED FY 2002	PROPOSED FY 2003	PROPOSED FY 2004	PROPOSED FY 2005	PROPOSED FY 2006	PROPOSED FY 2007	PROPOSED FY 2008	GRAND TOTAL	FUTURE PROJECTS
ROWING FACILITY	0	0	0	0	0	0	275,000	275,000	0
CITY MANDATES	100,000	100,000	100,000	100,000	100,000	100,000	100,000	600,000	0
CITY PREREQUISITES	86,437	51,188	55,639	74,134	75,000	65,000	60,000	380,961	0
<b>MISCELLANEOUS TOTAL</b>	<b>186,437</b>	<b>151,188</b>	<b>155,639</b>	<b>174,134</b>	<b>175,000</b>	<b>165,000</b>	<b>435,000</b>	<b>1,255,961</b>	<b>0</b>

<b>GRAND TOTAL</b>	<b>17,784,000</b>	<b>15,600,492</b>	<b>20,809,387</b>	<b>25,013,522</b>	<b>15,496,442</b>	<b>13,877,300</b>	<b>12,855,800</b>	<b>107,653,093</b>	<b>4,170,061</b>
--------------------	-------------------	-------------------	-------------------	-------------------	-------------------	-------------------	-------------------	--------------------	------------------

Note: Approved FY 2002 funding is not included in the Grand Total column.  
<sup>1</sup> The City's CIP includes funding of all School Board capital projects except \$20.9 million in generic elementary school expansion projects (FY 2006 to FY 2008).

Capital Improvement Program  
AJC/MER



# Libraries



LIBRARIES

Barrett Library  
Duncan Library

717 Queen Street  
2501 Commonwealth Avenue

## LIBRARIES

<u>Subtasks</u>	<u>Priority</u>	<u>Estimated Useful Life of Improvement</u>	<u>Project Manager</u>
Barrett Library	Very desirable	40 years	General Services
Duncan Library	Very desirable	40 years	General Services

---

Project Summary: This project provides for the capital maintenance of the City's branch library facilities. Funding is also included to proceed with modifications to the branch library facilities as recommended in the Library Service Needs Assessment and Facilities Report, adopted by the Library Board on October 17, 1994. In addition, funding was previously included to reopen the Burke facility in FY 2002 with a shared use between the Alexandria Library Board and the Alexandria City Public Schools, with funding as approved by City Council.

Barrett Library: \$514,316 has been budgeted in FY 2003 to replace the roof and the remedial expansion joints at the Barrett Library. The current 25,000 square foot roof shows signs of wear from general weather conditions, general failure, as well as broken or missing shingles. This replacement will prevent leaking and interior damage to the facility.

Duncan Library: A total of \$1.25 million has been budgeted for the architectural services and construction of an estimated 8,000 square foot expansion of the Duncan Branch Library. This expansion is in response to community growth, need and significant overcrowding at the facility. Duncan Library currently serves Potomac West and the North Ridge/Rosemont area, which comprises approximately 29 percent of the City's population. Duncan, in its current configuration, opened in December 1969 and is a 9,600 square foot facility with a book capacity of 45,000 volumes. Due to demand the current collection consists of over 66,000 volumes.

Duncan currently shares a parking lot with Mount Vernon Elementary School, whose students also use the facility. This funding will provide for an 8,000 square foot expansion to the facility. Architectural design and engineering is expected to take place in FY 2002. The \$1.2 million budgeted for construction has been moved from FY 2004 to unallocated prior year so that funding will be available in FY 2003 to more accurately reflect the project's timetable.

### Change in Project from Prior Years:

- \$514,316 has been budgeted in FY 2003 for the replacement of the 25,000 square foot roof and remedial expansion joints at the Barrett Library; and
- \$1.2 million budgeted for the construction of the 8,000 square foot expansion of the Duncan Branch Library has been moved from FY 2004 to unallocated prior year funding so that funding will be available in FY 2003 to more accurately reflect the project's estimated timetable.

# LIBRARIES

TASK TITLE	UNALLOCATED PRIOR-FY	FY 2003 CURRENT	FY 2004 FY + 1	FY 2005 FY + 2	FY 2006 FY + 3	FY 2007 FY + 4	FY 2008 FY + 5	TOTAL
BARRETT BRANCH	0	514,316	0	0	0	0	0	514,316
DUNCAN BRANCH	1,250,000	0	0	0	0	0	0	1,250,000
TOTAL PROJECT	1,250,000	514,316	0	0	0	0	0	1,764,316
LESS REVENUES	0	0	0	0	0	0	0	0
NET CITY SHARE	1,250,000	514,316	0	0	0	0	0	1,764,316

# Community Development

### COMMUNITY DEVELOPMENT

Mount Vernon Avenue Improvements	Mount Vernon Avenue between Bellefonte and Nelson Avenues
Municipal Waterfront Improvements	Potomac Waterfront at the Torpedo Factory Plaza & South Waterfront Area, which includes Jones Point, the Ford Plant & City Marina
Route 1 Beautification	Route 1 along Potomac Yard
Four Mile Run Maintenance	Four Mile Run along the Alexandria City Line
City Marina Waterfront Dredging	Potomac River from the Torpedo Factory to Founders Park
Samuel Madden Homes Downtown	Bound by Pendleton, Prince, North Royal and Pitt Streets
Redevelopment of Upper Potomac West	Intersection of Mt. Vernon Avenue and West Glebe Road

## DOWNTOWN TRANSPORTATION/PARKING

<u>Subtasks</u>	<u>Priority</u>	<u>Estimated Useful Life of Improvement</u>	<u>Project Manager</u>
No current project	Desirable	Not applicable at this time	T&ES

**Project Summary:** Commercial development and redevelopment in downtown Alexandria have created increasing pressures for transportation and parking improvements. In response to these pressures, many actions have been taken, including the modification of parking regulations and fees, the construction of parking facilities to support the redevelopment of the Torpedo Factory and the construction of a privately operated parking garage on City-owned property at Cameron and Columbus Streets, which was completed in the spring of 1995. Additionally, a parking garage at Queen and Lee Streets was completed in the spring of 1998. The garage was constructed by the private developer of townhouse units, under which the garage is located, and subsequently purchased by the City. Its operations are contracted by the City. The modification of fees for the use of City parking garages and parking lots was recommended as part of the FY 2003 budget process.

Although there are no parking projects currently planned, a nominal sum remains budgeted in the out year (FY 2008) of the capital improvement program to allow for additional parking facility projects to be included as appropriate projects are identified and brought forward for City Council's consideration.

**Project Costs to Date:** The total allocated to date prior to FY 2002 for Downtown Transportation/Parking is \$8,862,600.

### Change in Project from Prior Fiscal Years:

- There has been no change in the funding for this capital project.

TASK TITLE	UNALLOCATED PRIOR-FY	FY 2003 CURRENT	FY 2004 FY + 1	FY 2005 FY + 2	FY 2006 FY + 3	FY 2007 FY + 4	FY 2008 FY + 5	TOTAL
ENGINEERING & PLANS	0	0	0	0	0	0	5,000	5,000
TOTAL PROJECT	0	0	0	0	0	0	5,000	5,000
LESS REVENUES	0	0	0	0	0	0	0	0
NET CITY SHARE	0	0	0	0	0	0	5,000	5,000

## MOUNT VERNON AVENUE IMPROVEMENTS

<u>Subtasks</u>	<u>Priority</u>	<u>Estimated Useful Life of Improvement</u>	<u>Project Manager</u>
Undergrounding/ Streetscaping	Very desirable	Permanent	T&ES

Project Summary: This project provides for the undergrounding of utility wires and streetscaping along the length of Mt. Vernon Avenue, and the improvement of the intersection of Mt. Vernon Avenue and Glebe Road.

Project Description: This project has contributed to the revitalization of the Mt. Vernon Avenue commercial corridor by helping to define the architectural character of the area and by supporting specific private investments. Public improvements have included the undergrounding of utility wires and street beautification, to include tree planting, the installation of new brick sidewalks, the repair of curbs and gutters, and the installation of street furniture and street signs. The Mt. Vernon Avenue improvements have been phased in over a number of years. The first three phases, covering the area extending from the Alexandria City limits at Four Mile Run to Herbert Street, were completed in late 1995. Phase Four, the undergrounding and streetscaping of Mount Vernon Avenue from the Calvert Apartments to the Mount Vernon School, began in the spring of 1996 and was completed in Summer 1999.

\$80,000 in unallocated prior year monies remain for streetscape enhancements on Mount Vernon Avenue between Glebe Road and Four Mile Road. Enhancement details are in the preliminary stages but conceptually could consist of fifteen foot wide sidewalks with brick banding, new light poles, conduit and pavement repairs, landscaping, street resurfacing, including traffic calming devices, a new traffic signal system and possible storm drainage improvements.

In addition to the undergrounding and streetscaping, approximately \$1.0 million in federal Community Development Block Grant (CDBG) funds have been used to support commercial revitalization in the corridor, including a commercial revitalization loan program. The majority of these monies were used through FY 1992 to write-down revitalization loans to commercial property owners and commercial tenants, as well as for assistance to women- and minority-owned businesses.

Project Costs to Date: The total allocated to date for Mt. Vernon Avenue Improvements is \$7,751,646.

### Change in Project from Prior Fiscal Years:

- There has been no change in the funding for this capital project.

# MOUNT VERNON AVENUE IMPROVEMENTS

TASK TITLE	UNALLOCATED PRIOR-FY	FY 2003 CURRENT	FY 2004 FY + 1	FY 2005 FY + 2	FY 2006 FY + 3	FY 2007 FY + 4	FY 2008 FY + 5	TOTAL
UNDERGROUND- /STREETSCAPING	593,604	0	0	0	0	0	0	593,604
TOTAL PROJECT	593,604	0	0	0	0	0	0	593,604
LESS REVENUES	0	0	0	0	0	0	0	0
NET CITY SHARE	593,604	0	0	0	0	0	0	593,604



## MUNICIPAL WATERFRONT IMPROVEMENT PROGRAM

<u>Subtasks</u>	<u>Priority</u>	<u>Estimated Useful Life of Improvement</u>	<u>Project Manager</u>
Waterfront Park Improvements	Essential	25 years	T&ES

Project Summary: This project provides for general improvements and maintenance to the City's waterfront, including open space area improvements and active park area improvements. These improvements are consistent with the Waterfront Master Plan and includes improvements to Waterfront Park, lower King Street, and the South Waterfront area, which includes Jones Point, the Ford Plant and the Old Town Yacht Basin.

Waterfront Park Improvements: In October 1999, \$674,000 (\$100,000 funded by a developer contribution) was allocated to provide funding for removal of deteriorating piles at the Old Town Yacht basin; for the inspection and repair of the waterfront bulkhead at Point Lumley Park; renovations at the Torpedo Factory inlet to alleviate the problems of trash and debris accumulation; and the inspection and repair of three sets of dolphins used for tying up and docking large boats. Because the bids received were significantly higher than budget, an additional \$350,000 was approved in the FY 2001 CIP to provide better fire protection services at the City's waterfront. The funding, allocated in September 2001, will provide for the installation of a dry pipe system as a more effective means of combating a fire than the current configuration of fire hydrants that only provides fire fighters with limited access to the waterfront. The installation of the dry pipe system is scheduled to be completed in FY 2003.

A total of \$850,000 was allocated in September 2001 to fund the planned repairs to the bulkhead at Point Lumley Park, including complete steel sheet piling replacement and landscaping; modifications to the pier in front of the Chart House including mooring piles and a dolphin to render it suitable for the receipt and docking of mid-size boats. \$100,000 is budgeted in FY 2003 to complete the improvements. This waterfront improvement work is scheduled to be completed in early FY 2003. Because the review of plans for Windmill Hill Park (which includes the Old Town Yacht Basin area) is ongoing, funding for removal of the deteriorated wooden piles has been deferred until FY 2003. If the review and planning process results in the pilings not being removed then this project element will be deleted from future CIPs.

Project Costs to Date: The total allocated to date for the Municipal Waterfront Improvement Program is \$3,136,180.

Change In Project From Prior Fiscal Years:

- There has been no change in the funding for this capital project.

# MUNICIPAL WATERFRONT IMPROVEMENT PROGRAM

TASK TITLE	UNALLOCATED PRIOR-FY	FY 2003 CURRENT	FY 2004 FY + 1	FY 2005 FY + 2	FY 2006 FY + 3	FY 2007 FY + 4	FY 2008 FY + 5	TOTAL
WATERFRONT IMPROVEMENTS	0	100,000	0	0	0	0	0	100,000
TOTAL PROJECT	0	100,000	0	0	0	0	0	100,000
LESS REVENUES	0	0	0	0	0	0	0	0
NET CITY SHARE	0	100,000	0	0	0	0	0	100,000

## ROUTE 1 BEAUTIFICATION

<u>Subtasks</u>	<u>Priority</u>	<u>Estimated Useful Life of Improvement</u>	<u>Project Manager</u>
Landscaping	Desirable	20 years, absent storm damage	T&ES/ Recreation


**Project Summary:** This project provides funding for safety and beautification improvements along Route 1 (Jefferson Davis Highway) to coincide with development of Potomac Yard. For information regarding roadway/traffic capital projects associated with Route 1, the Monroe Avenue Bridge and Potomac Yard, please refer to the new capital project entitled "Potomac Yard Road and Bridge Improvements" in the Streets and Bridges section of the CIP document.

**Project Description:** \$20,000 in unallocated prior year monies remain to provide for the planting of trees along Route 1 to coincide with the development of Potomac Yard and completion of street improvements.

### Change in Project from Prior Fiscal Years:

- There has been no change in funding for this project.

TASK TITLE	UNALLOCATED PRIOR-FY	FY 2003 CURRENT	FY 2004 FY + 1	FY 2005 FY + 2	FY 2006 FY + 3	FY 2007 FY + 4	FY 2008 FY + 5	TOTAL
TREE PLANTING	20,000	0	0	0	0	0	0	20,000
TOTAL PROJECT	20,000	0	0	0	0	0	0	20,000
LESS REVENUES	0	0	0	0	0	0	0	0
NET CITY SHARE	20,000	0	0	0	0	0	0	20,000



## STREAMS MAINTENANCE AND WATERFRONT DREDGING

<u>Subtasks</u>	<u>Priority</u>	<u>Estimated Useful Life of Improvement</u>	<u>Project Manager</u>
Stream and Channel Maintenance	Essential	1 year	T&ES
Four Mile Run Channel Maintenance	Essential	3 years	T&ES
City Marina Waterfront Dredging	Essential	5 years	T&ES

Project Summary: This project provides for the dredging program for the Alexandria waterfront and for maintaining streams and channels throughout the City.

City Marina Waterfront Dredging: In FY 1996, City Council approved the allocation of \$628,100 for the dredging of the waterfront marina from the Torpedo Factory to Founders Park. Less than seven years later the City Marina area once again requires dredging due to the accumulation of silt resulting in the number of boat slips available for rental to decline. \$750,000 was allocated in September 2002 to dredge the City marina area from the Torpedo Factory to Founders Park for the reasons noted above. To examine and develop methods by which siltation may be minimized in the future and to extend the dredging cycle from 5-7 years to 9-11 years, a total of \$120,000 (\$20,000 in FY 2003 and \$100,000 in FY 2004) has been budgeted to conduct a Siltation Study.

Stream and Channel Maintenance: This subtask also includes an annual capital maintenance budget to maintain various streams and channels throughout the City to preserve their capacity to carry the 100 year flood water. The work being done in channel and stream maintenance is to maintain the design capacity. \$300,000 in prior year unallocated monies remain available for maintenance, and annual funding of \$100,000 for on-going maintenance is budgeted in FY 2003 through FY 2008 to keep the streams and channels clear of debris and siltation.

Four Mile Run Maintenance: This subtask reflects the City's share of the Four Mile Run Channel Maintenance agreement with Arlington County. The City's share is budgeted at \$100,000 per year, up to a maximum of \$900,000.

### Change In Project From Prior Fiscal Years:

- A total of \$120,000 (\$20,000 in FY 2003 and \$100,000 in FY 2004) has been budgeted to conduct a Siltation Study to examine and develop methods by which the accumulation of silt may be minimized in the future, increasing the dredging cycle from 5-7 years to 9-11 years; and
- Annual funding of \$100,000 has been extended through FY 2008 for stream and channel maintenance.

# STREAMS MAINTENANCE AND WATERFRONT DREDGING

TASK TITLE	UNALLOCATED PRIOR-FY	FY 2003 CURRENT	FY 2004 FY + 1	FY 2005 FY + 2	FY 2006 FY + 3	FY 2007 FY + 4	FY 2008 FY + 5	TOTAL
STREAM/CHANNEL MAINTENANCE	300,000	100,000	100,000	100,000	100,000	100,000	100,000	900,000
FOUR MILE RUN MAINTENANCE	800,000	100,000	0	0	0	0	0	900,000
CITY MARINA WATERFRONT DREDGING	20,000	20,000	100,000	0	0	0	0	140,000
TOTAL PROJECT	1,120,000	220,000	200,000	100,000	100,000	100,000	100,000	1,940,000
LESS REVENUES	800,000	100,000	0	0	0	0	0	900,000
NET CITY SHARE	320,000	120,000	200,000	100,000	100,000	100,000	100,000	1,040,000

## SAMUEL MADDEN HOMES DOWNTOWN REDEVELOPMENT

<u>Subtasks</u>	<u>Priority</u>	<u>Estimated Useful Life of Improvement</u>	<u>Project Manager</u>
No current project	Highly desirable	40+ years	Alexandria Redevelopment and Housing Authority (ARHA)

Project Summary: In the fall of FY 2001, the City Council and the Alexandria Redevelopment and Housing Authority (ARHA) agreed to redevelopment guidelines for the Samuel Madden Homes (Downtown) housing redevelopment project. It is contemplated that 100 units of existing public housing would be replaced with up to 170 housing units (up to 118 would be for-sale market rate units and 52 would be public housing units). The 48 remaining replacement public housing units would be constructed or purchased at scattered sites in various areas of the City. In order to finance this major project, a combination of federal HOPE IV funds, land sale proceeds, federal housing tax credits, other federal and State funds, as well as City funds, are likely to be needed. In the fall of 2001, City Council agreed to provide up to \$3.5 million for this project based on to-be-determined project funding needs. \$2.0 million is contemplated to derive from the City's Housing Trust Fund and \$1.5 million from the City's General Fund. As a result, \$1.5 million from the City's General Fund is included in the Approved CIP for FY 2003.

### Change in Project from Prior Fiscal Years:

- This is a new project not previously included in the CIP.

TASK TITLE	UNALLOCATED PRIOR-FY	FY 2003 CURRENT	FY 2004 FY + 1	FY 2005 FY + 2	FY 2006 FY + 3	FY 2007 FY + 4	FY 2008 FY + 5	TOTAL
ENGINEERING & PLANS	0	1,500,000	0	0	0	0	0	1,500,000
TOTAL PROJECT	0	0	0	0	0	0	0	0
LESS REVENUES	0	0	0	0	0	0	0	0
NET CITY SHARE	0	1,500,000	0	0	0	0	0	1,500,000

## REDEVELOPMENT OF UPPER POTOMAC WEST

<u>Subtasks</u>	<u>Priority</u>	<u>Estimated Useful Life of Improvement</u>	<u>Project Manager</u>
No current project	Highly desirable	40+ years	Planning and Zoning


Project Summary: Over the last year, an extensive community-based planning process has resulted in a redevelopment vision for a key commercial block of the Upper Potomac West neighborhood. This block at the intersection of Mount Vernon Avenue and West Glebe Road is sometimes referred to as the "Safeway-Datatel" block. If redeveloped, this block would be the keystone in the revitalization of the Upper Potomac West area. In order to accomplish this, land consolidation as well as the construction of a public parking facility have been envisioned in the planning process. More details about this project are contained in the Upper Potomac West Task Force Report (dated June 26, 2001). To begin this long-term redevelopment process, \$2.0 million in funding, primarily for land acquisition, has been approved for FY 2003.

### Change in Project from Prior Fiscal Years:

- This is a new project not previously included in the CIP.

TASK TITLE	UNALLOCATED PRIOR-FY	FY 2003 CURRENT	FY 2004 FY + 1	FY 2005 FY + 2	FY 2006 FY + 3	FY 2007 FY + 4	FY 2008 FY + 5	TOTAL
ENGINEERING & PLANS	0	2,000,000	0	0	0	0	0	2,000,000
TOTAL PROJECT	0	2,000,000	0	0	0	0	0	2,000,000
LESS REVENUES	0	0	0	0	0	0	0	0
NET CITY SHARE	0	2,000,000	0	0	0	0	0	2,000,000





# Recreation and Parks

## RECREATION AND PARKS

### Recreation


Charles Houston Recreation Center	905 Wythe Street
Patrick Henry Recreation Center	4643 Taney Avenue
"Buddie" Ford Nature Center/ Ramsay Recreation Center	5700 Sanger Avenue
Durant Center	1605 Cameron Street
Nannie J. Lee Recreation Center	1108 Jefferson Street
Mount Vernon Recreation Center	2601 Commonwealth Avenue

### Parks

Cameron Station	4800 Duke Street
Chinquapin Park and Center	3210 King Street
Fort Ward Park	4401 Braddock Road
Monticello Park	320 Beverley Drive
Cameron Run Regional Park	3699 Eisenhower Avenue
Windmill Hill Park	600 Block of S. Union Street

### Public Outdoor Pools

Municipal "Old Town" Pool	1609 Cameron Street
Warwick Pool	3301 Landover Street
Ewald Pool	4500 Duke Street
Colosanto Pool	2704 Mt. Vernon Avenue
Charles Houston Pool	901 Wythe Street
Nannie Lee Pool	1108 Jefferson Street



## BIKE TRAILS

<u>Subtasks</u>	<u>Priority</u>	<u>Estimated Useful Life of Improvement</u>	<u>Project Manager</u>
Bike Trail Construction and Maintenance	Desirable	20 years	Recreation

---

**Project Summary:** This project provides for construction of and improvements to, the bicycle trail system in the City, as reflected in the City's Master Bikeway Plan.

**Project Description:** Alexandria is a significant link in the area-wide bike trail system. At present, there are approximately 19 miles of off-street bikeways and 19 miles of marked on-street bikeways for a total system of 38 marked miles. On May 16, 1998, City Council approved the Bicycle Transportation and Multi-Use Trail Master Plan, prepared by the Bicycle Study Committee.

The Bicycle Transportation and Multi-Use Trail Master Plan is a proposal for the next decade to develop a multi-use trail system totaling 85 miles. It includes 69 miles of on-street bikeways and 16 miles of off-street trails. The plan is a phased approach that would be implemented as developer proffers can be negotiated, grant funding can be secured, or as City funding can be provided. Over the next decade, the City's share of funding to implement the bicycle trail projects included in the plan is estimated at over \$620,000.

In FY 2002, the City was awarded a grant in the amount of \$372,000 under the Transportation Enhancement Act for the 21<sup>st</sup> Century (TEA-21) for additional bike trail improvements and extensions. To fulfill the City's requirement to match 20 percent of the costs under the TEA-21 program, \$75,000 in prior year unallocated funds has been set aside for this purpose. The grant is intended to cover the first phase of a project to develop the Eisenhower Valley bike trails.

Funding included within the CIP may be used to offset a portion of the City's cost for bicycle trail projects included in the plan, as well as to meet the capital maintenance requirements for the City's existing bicycle trail system.

As recommended by the Bicycle Study Committee and the Park and Recreation Commission, \$62,000 is budgeted annually in FY 2003 to FY 2008 for architectural design and construction of the City's new and existing bike trails. This construction funding is in addition to the annual funding of \$15,000 per year in the Approved FY 2003 - FY 2008 CIP for signage and maintenance.

**Project Costs to Date:** The total allocated to date for Bike Trails is \$1,006,100.

### Change In Project From Prior Fiscal Years:

- Annual funding of \$62,000 per year for construction and \$15,000 per year for maintenance and signage has been extended into FY 2008.

# BIKE TRAILS

TASK TITLE	UNALLOCATED PRIOR-FY	FY 2003 CURRENT	FY 2004 FY + 1	FY 2005 FY + 2	FY 2006 FY + 3	FY 2007 FY + 4	FY 2008 FY + 5	TOTAL
BIKE TRAILS	0	15,000	15,000	15,000	15,000	15,000	15,000	90,000
ARCHITECT SERVICES	0	0	0	0	0	0	0	0
CONSTRUCTION	0	62,000	62,000	62,000	62,000	62,000	62,000	372,000
SIGNS	0	0	0	0	0	0	0	0
TOTAL PROJECT	0	77,000	77,000	77,000	77,000	77,000	77,000	462,000
LESS REVENUES	0	0	0	0	0	0	0	0
NET CITY SHARE	0	77,000	77,000	77,000	77,000	77,000	77,000	462,000

## CAMERON STATION

<u>Subtasks</u>	<u>Priority</u>	<u>Estimated Useful Life of Improvement</u>	<u>Project Manager</u>
Planning	Desirable	Park development over 20 years	Recreation

---

**Project Summary:** This capital project provides for improvements to the Cameron Station parks.

**Project Background:** The Cameron Station Military Reservation was closed in 1996, pursuant to the Base Realignment and Closure Act of 1988. While the majority of the site was sold by the federal government to Cameron Associates for residential and commercial development, approximately 63 acres of the total site was conveyed in June 1997, to the City for recreational, right-of-way, and park-related uses. Of these 63 acres, ten acres border the western side of the private developer's property (Armistead L. Boothe Park) and 53 acres border the eastern side (Ben Brenman Park).

Both Ben Brenman and Armistead L. Boothe Parks were completed and opened to the public in September 2000. Ben Brenman Park includes all fields and elements approved by City Council, as well as passive open spaces, an urban plaza, and a concession/restroom building at the Duke Street entrance to the park. Armistead L. Boothe Park includes a lighted softball field, with a marked youth soccer field in the outfield, three lighted tennis/basketball courts, four volleyball courts, horseshoe pits, a playground area, and bikeway linkages to the Ben Brenman Park. Children attending the Samuel W. Tucker Elementary School use Armistead L. Boothe Park for physical education classes and recess during their school day.

**Community Center:** In the context of the FY 1998 budget, City Council added \$5,000 in FY 2003 for the future planning and development of a multi-purpose, multi-generational recreation facility in Cameron Station. In the FY 1999 - FY 2004 CIP, funding was increased to \$20,000, and in the FY 2000 - FY 2005 CIP, funding was increased to \$25,000 in FY 2003, consistent with amounts budgeted for planning of other facilities in the City. Based on City Council actions on February 28, 2001, establishing a process to determine the comprehensive needs of recreation and leisure services City-wide, this \$25,000 would remain unallocated and unexpended pending the outcome of the planned needs assessment, which is expected to be completed in CY 2002.

**Impact on Operating Budget:** Starting in FY 2000, the Recreation Department began to incur the additional cost of operations and grounds maintenance at Cameron Station. For information on operational and grounds maintenance costs, please refer to the FY 2003 Approved Operating Budget (Department of Parks, Recreation and Cultural Activities).

# CAMERON STATION

## Change in Project from Prior Fiscal Years:

- There has been no change in funding for this project.

TASK TITLE	UNALLOCATED PRIOR-FY	FY 2003 CURRENT	FY 2004 FY + 1	FY 2005 FY + 2	FY 2006 FY + 3	FY 2007 FY + 4	FY 2008 FY + 5	TOTAL
RECREATION CENTER	0	25,000	0	0	0	0	0	25,000
TOTAL PROJECT	0	25,000	0	0	0	0	0	25,000
LESS REVENUES	0	0	0	0	0	0	0	0
NET CITY SHARE	0	25,000	0	0	0	0	0	25,000



## CHINQUAPIN PARK AND RECREATION CENTER

<u>Subtasks</u>	<u>Priority</u>	<u>Estimated Useful Life of Improvement</u>	<u>Project Manager</u>
Chinquapin Park	Very desirable	10 years (shelters)	Recreation
Chinquapin Recreation Center	Very desirable	5 - 30 years (various tasks)	Recreation/ General Services

Project Summary: This project provides for capital maintenance projects and improvements to the Chinquapin Park and Recreation Center.

Chinquapin Park: Chinquapin Park's 44 acres stretch from the physical education fields of T.C. Williams High School to the play areas of MacArthur Elementary School, providing facilities for a wide variety of leisure activities. Prior year unallocated monies (\$26,000) remain in the CIP for construction of a second picnic shelter with electrical service to meet increased demand for picnic facilities.

Chinquapin Recreation Center: This facility was completed in December 1985, and houses a near Olympic-sized swimming pool, racquetball courts, a fitness area, conference rooms and a snack bar. Funding to operate this facility is primarily derived from user fees. The replacement of Center's heating, ventilation and air conditioning (HVAC) system is scheduled to be completed in early FY 2003.

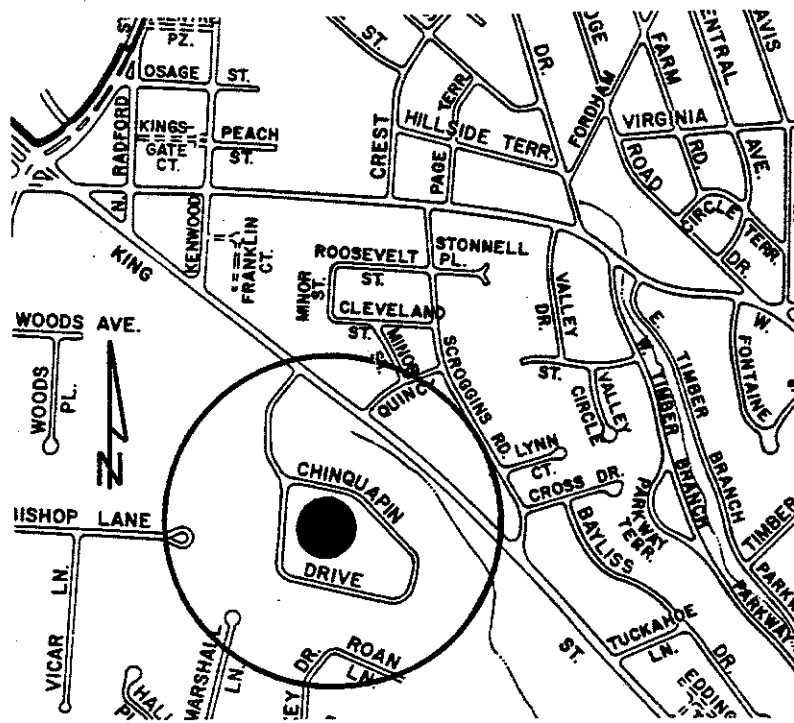
Project Costs to Date: The total allocated to date for Chinquapin Park is \$4,873,041.

### Change in Project from Prior Fiscal Year:

- There has been no change in funding for this project.

# CHINQUAPIN PARK AND RECREATION CENTER

TASK TITLE	UNALLOCATED PRIOR-FY	FY 2003 CURRENT	FY 2004 FY + 1	FY 2005 FY + 2	FY 2006 FY + 3	FY 2007 FY + 4	FY 2008 FY + 5	TOTAL
CARPETING REPLACEMENT	0	0	0	0	0	0	0	0
HVAC SYSTEM	0	0	0	0	0	0	0	0
OTHER PROJECTS	0	0	0	0	0	0	0	0
PARK CONSTRUCTION	26,000	0	0	0	0	0	0	26,000
SAUNA RENOVATION	0	0	0	0	0	0	0	0
<b>TOTAL PROJECT</b>	<b>26,000</b>	<b>0</b>	<b>0</b>	<b>0</b>	<b>0</b>	<b>0</b>	<b>0</b>	<b>26,000</b>
LESS REVENUES	0	0	0	0	0	0	0	0
<b>NET CITY SHARE</b>	<b>26,000</b>	<b>0</b>	<b>0</b>	<b>0</b>	<b>0</b>	<b>0</b>	<b>0</b>	<b>26,000</b>



## FORT WARD PARK

<u>Subtasks</u>	<u>Priority</u>	<u>Estimated Useful Life of Improvement</u>	<u>Project Manager</u>
Park Area	Desirable	5 years	Recreation
Butler Building	Essential	10 years	Recreation

---

Project Summary: Fort Ward is considered the best preserved of the system of forts and batteries built to protect Washington, D.C. during the Civil War. The fort site, which remains 90 percent intact, is surrounded by a 45 acre park. This project provides for maintenance and improvements to Fort Ward Park and the outdoor historic area.

Park Area: Since its reconstruction in 1963, the park and museum at Fort Ward have been very popular recreation facilities. As a result of heavy use, the park has been subject to erosion in recent years. A continuous program to control the erosion problem in the historic areas of the park was initiated during FY 1985 and is programmed at \$12,000 a year, in alternating years, through FY 2005 to address the continued wear and tear that results from visitors walking on the bastions.

In FY 2001, an erosion control and geotechnical engineering study was performed to examine several large fissures that have developed in the walled fortifications, in particular the Northwest Bastion. The study determined that stabilization work is necessary to prevent the cracked walls from breaking away. To complete the stabilization work, \$200,000 has been budgeted in FY 2006. The City will be pursuing \$60,000 in grant funding from the State's Department of Historic Resources to partially offset the cost of this project. Once this work is completed, the \$12,000 budgeted every other year for erosion control will no longer be needed.

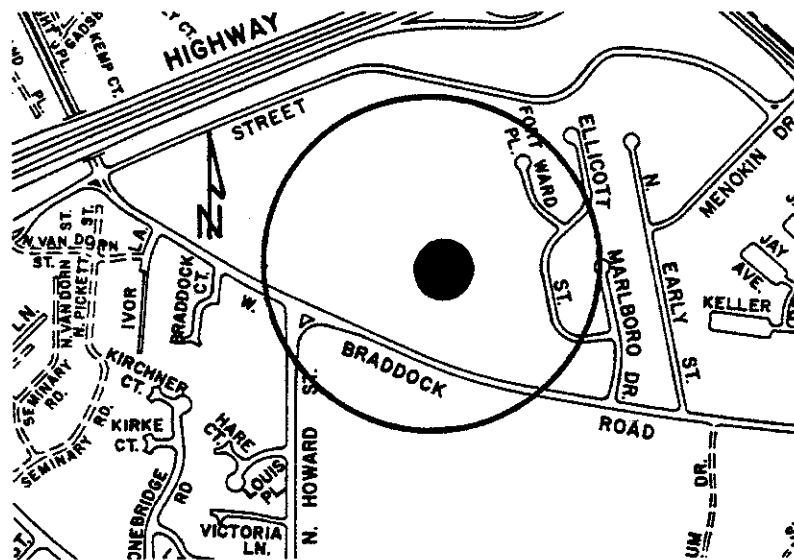
Butler Building: \$12,000 was budgeted in FY 2001 to replace a trailer used by the City's horticultural staff for the storage of supplies and equipment, as a project staging area and for work space due to the disrepair of the current trailer. Due to the City's moratorium on the use of trailers and the condition of the existing trailer, \$8,000 was budgeted in FY 2002 as the balance to replace the existing trailer with a small Butler building on the same site, which is more secure and permanent.

### Change In Project From Prior Fiscal Years:

- \$200,000 has been budgeted in FY 2006 for stabilization work on the fortification walls.

# FORT WARD PARK

TASK TITLE	UN-ALLOCATED PRIOR-FY	FY 2003 CURRENT	FY 2004 FY + 1	FY 2005 FY + 2	FY 2006 FY + 3	FY 2007 FY + 4	FY 2008 FY + 5	TOTAL
EROSION CONTROL	12,000	12,000	0	12,000	0	0	0	36,000
BASTION FORTIFICATION	0	0	0	0	200,000	0	0	200,000
NURSERY TRAILER	8,000	0	0	0	0	0	0	8,000
<b>TOTAL PROJECT</b>	<b>20,000</b>	<b>12,000</b>	<b>0</b>	<b>12,000</b>	<b>200,000</b>	<b>0</b>	<b>0</b>	<b>244,000</b>
LESS REVENUES	0	0	0	0	60,000	0	0	60,000
<b>NET CITY SHARE</b>	<b>20,000</b>	<b>12,000</b>	<b>0</b>	<b>12,000</b>	<b>140,000</b>	<b>0</b>	<b>0</b>	<b>184,000</b>



## LAND ACQUISITION

<u>Subtasks</u>	<u>Priority</u>	<u>Estimated Useful Life of Improvement</u>	<u>Project Manager</u>
Land Acquisition	Essential	Perpetual	Recreation - Open Space


Project Summary: This project provides for the purchase of land for City facilities and open space areas for additional parks in the City.

Project Description: \$200,000 per year through FY 2008 is budgeted as seed money for the acquisition of land for open space. City funding for open space acquisition is recommended to be available on a dollar for dollar challenge grant matching fund basis to encourage private and grant funding to enhance the total monies available for this effort. The \$200,000 in local monies budgeted in FY 2001 was used to fund the development of a City open space plan with input from the community, staff, the Park and Recreation Commission, the Planning Commission and the Environmental Policy Commission. There was no matching funding requirement for the open space plan development. The open space plan will guide the City in its efforts to acquire open space throughout the City as funding becomes available.

### Change In Project From Prior Fiscal Years:

- \$200,000 per year has been extended to FY 2008 to use as seed money for land acquisition for open space requirements.

TASK TITLE	UNALLOCATED PRIOR-FY	FY 2003 CURRENT	FY 2004 FY + 1	FY 2005 FY + 2	FY 2006 FY + 3	FY 2007 FY + 4	FY 2008 FY + 5	TOTAL
SITE PURCHASE	200,000	200,000	200,000	200,000	200,000	200,000	200,000	1,400,000
TOTAL PROJECT	200,000	200,000	200,000	200,000	200,000	200,000	200,000	1,400,000
LESS REVENUES	0	0	0	0	0	0	0	0
NET CITY SHARE	200,000	200,000	200,000	200,000	200,000	200,000	200,000	1,400,000



## LANDSCAPING OF PUBLIC SITES

<u>Subtasks</u>	<u>Priority</u>	<u>Estimated Useful Life of Improvement</u>	<u>Project Manager</u>
Tree Planting and Care	Desirable	At least 20 years, absent storm damage	Recreation
Horticulture Site Landscaping	Desirable	At least 20 years, absent storm damage	Recreation

**Project Summary:** This project provides for the annual tree planting and care program to provide trees on public streets, in City parks and in open spaces to ensure maintenance of the City's tree canopy and to provide continuing visual and environmental quality.

**Project Description:** The City's annual tree planting and care program is committed to ensuring that an adequate number of trees are planted and cared for along City streets. Trees maintain the aesthetic quality of residential and business communities and maintain a partial buffer against the effects of pollutants released by motor vehicles in the City. In addition, this program provides for the replacement of trees in the City's natural areas and parks after trees have been removed due to death, disease or storm damage. City funding for the tree planting program is approved at \$85,000 per year (includes \$5,000 in revenue).

In FY 1994, City Council established a co-payment program for street trees to address citizen requests for new trees in the rights-of-way near their residences. Under this program, a citizen pays approximately one-third of the purchase price of the tree - \$50 for an ornamental tree and \$75 for a shade tree. The budget reflects approximately \$5,000 in revenue for additional tree planting under this program.

Funding in the FY 2003 - FY 2008 CIP will provide for the planting and care of approximately 350 trees, including 285 replacement trees, 10 Arbor Day trees and 55 trees under the cost-share program, based on the FY 2000 average cost per tree and initial care of \$242.

**Horticulture Site Landscaping:** A total of \$40,000 per year, is budgeted to renovate and enhance selected City horticulture sites that include street medians, tree wells, portals into the City, areas outside of recreation centers, and other planted areas that are maintained by the Recreation Department. Sites designated in FY 2003 include North and South Washington Street and South Patrick Street. The Department maintains a total of 187 horticultural sites and 600 tree wells, which periodically require renovations and enhancements.

### Change in Project from Prior Fiscal Years:

- \$85,000 per year for tree planting and care has been extended into FY 2008; and
- \$40,000 per year in annual funding to renovate and enhance the City's horticultural sites has been extended into FY 2008.

# LANDSCAPING OF PUBLIC SITES

TASK TITLE	UNALLOCATED PRIOR-FY	FY 2003 CURRENT	FY 2004 FY + 1	FY 2005 FY + 2	FY 2006 FY + 3	FY 2007 FY + 4	FY 2008 FY + 5	TOTAL
TREE PLANTING	0	85,000	85,000	85,000	85,000	85,000	85,000	510,000
MEDIAN LANDSCAPING	0	40,000	40,000	40,000	40,000	40,000	40,000	240,000
TOTAL PROJECT	0	125,000	125,000	125,000	125,000	125,000	125,000	750,000
LESS REVENUE	0	5,000	5,000	5,000	5,000	5,000	5,000	30,000
NET CITY SHARE	0	120,000	120,000	120,000	120,000	120,000	120,000	720,000



# NORTHERN VIRGINIA REGIONAL PARK AUTHORITY

<u>Subtasks</u>	<u>Priority</u>	<u>Estimated Useful Life of Improvement</u>	<u>Project Manager</u>
City Capital Contribution	Very desirable	Not applicable	OMB

**Project Summary:** The Northern Virginia Regional Park Authority is a multi-jurisdictional agency established to provide a system of regional parks in Northern Virginia. In 1969, the City became a member of the Northern Virginia Regional Park Authority (NVRPA). The Authority operates 19 regional parks comprising more than 10,000 acres and a variety of recreational facilities and historical sites, including, in Alexandria, the Carlyle House and Cameron Run Regional Park. The City, along with the Cities of Fairfax and Falls Church, and the Counties of Arlington, Fairfax and Loudoun, pays an allocable share of the costs of the park program.

**Project Description:** The Northern Virginia Regional Park Authority's FY 2003 capital budget totals \$3,754,629, of which \$3,454,629 is to be funded by capital contributions from the participating jurisdictions and the balance of \$300,000 is to be funded by interest earnings. The Authority has requested the following capital contributions from each participating jurisdiction, based on each jurisdiction's proportionate share of 2003 population projections.

JURISDICTION	2003 PROJECTED POPULATION	PERCENT	FY 2003 CAPITAL REQUEST
City of Alexandria	128,283	8.62%	\$297,789
Arlington County	189,453	12.72%	439,429
City of Fairfax	21,498	1.44%	49,747
Fairfax County	969,749	65.13%	2,250,000
Falls Church City	10,377	0.70%	24,182
Loudoun County	169,599	11.39%	393,482
Totals	1,488,959	100.00%	\$3,454,629

The City's FY 2003 capital contribution requested by the NVRPA has increased by \$18,446 as compared to the FY 2002 contribution. Population projections have been revised per the 2000 census, resulting in adjustments to each jurisdiction's contribution.

# NORTHERN VIRGINIA REGIONAL PARK AUTHORITY

The Park Authority's FY 2003 capital budget provides for the renovation of the water slide at Cameron Run Pool.

Change in Project from Prior Fiscal Years:

- An increase of \$18,446 in the annual amount budgeted for the City's share of the Park Authority's capital costs.

TASK TITLE	UNALLOCATED PRIOR-FY	FY 2003 CURRENT	FY 2004 FY + 1	FY 2005 FY + 2	FY 2006 FY + 3	FY 2007 FY + 4	FY 2008 FY + 5	TOTAL
CONTRIBUTIONS	0	297,789	297,789	297,789	297,789	297,789	297,789	1,786,734
TOTAL PROJECT	0	297,789	297,789	297,789	297,789	297,789	297,789	1,786,734
LESS REVENUES	0	0	0	0	0	0	0	0
NET CITY SHARE	0	297,789	297,789	297,789	297,789	297,789	297,789	1,786,734

## PARK IMPROVEMENTS

<u>Subtasks</u>	<u>Priority</u>	<u>Estimated Useful Life of Improvement</u>	<u>Project Manager</u>
ADA Requirements	Essential	Not estimated	Recreation
Athletic Field Improvements	Very desirable	10 years, depending on use	Recreation
Drainage Improvements	Essential	Not estimated	Recreation
Monticello Park	Desirable	Not estimated	Recreation
Playground Renovations	Essential	5 - 10 years, depending on task	Recreation
Ball Court Renovations	Essential	15-17 years	Recreation
Skate Park	Desirable	Not Estimated	Recreation
Windmill Hill Park	Very desirable	Not Estimated	Recreation
Trail Lighting	Very desirable	Not Estimated	Recreation

Project Summary: This project provides for a continuing program of renovations and improvements for parks, playgrounds and outdoor recreation areas in the City. Projects are budgeted in response to concerns, needs or changes in the character of the surrounding community. Improvement projects under this program enhance the City's 60 parks for residents while taking proactive steps to reduce the opportunity for crime and vandalism in parks through user-conscious redesign. The elimination of potential safety hazards and the reduction of maintenance requirements also guide renovation efforts. In parks and playgrounds throughout the City, every effort is made to adhere to the safety standards established by the Consumer Products Safety Commission. All new installations are ADA compliant.

ADA Requirements for Parks: Funding at a level of \$25,000 per year is budgeted for meeting ADA accessibility requirements in park play areas. This amount was first included in the FY 2000 - FY 2005 CIP in response to the United States Access Board's regulations for playground accessibility. According to the regulations, not only must new playgrounds be ADA accessible, but any renovation to existing play areas must also comply with accessibility requirements. Meeting these requirements will increase the cost of any new play area renovations.

## PARK IMPROVEMENTS

Athletic Field Improvements: \$40,000 is budgeted annually, and this amount has been extended to FY 2008. This money is to replace, on a scheduled and prioritized basis, deteriorated backstops and fencing and to provide grading and irrigation for all 22 ballfields.

Drainage Improvements: \$100,000 was budgeted in FY 2002 for a technical study of improvements of the drainage in City parks. Many of the City's parks have serious drainage problems that make parks unusable for extended periods of time after inclement weather. In FY 2002, Recreation staff will develop a master plan in which each park will be looked at in its totality, and improvements will be performed as part of the individual park's master plan before other permanent amenities or improvements are added. \$88,000 in unallocated prior year monies were transferred from this project to the Nannie J. Lee Recreation Center project to fund the planned installation of a security system. This leaves \$12,000 in unallocated prior year monies for drainage improvements.

Skate Park: \$25,000 was budgeted in FY 2002 to do an initial concept plan and architectural design on the feasibility of creating a skate park in the City. An additional \$200,000 has been budgeted in FY 2003 for the design and construction of the skate park. This fast growing sport is becoming popular in the City, and participants are seeking a safe and appropriate venue.

Ball Court Renovations: \$45,000 per year is budgeted for the renovation and update of the City's outdoor courts. Recreation is responsible for the upkeep of 31 tennis courts at 16 sites and 30 basketball courts at 25 sites throughout the City. These courts are subjected to constant use by residents for general play and by Recreation for classes, programs and special events. In addition, tennis and basketball courts throughout the City are used by neighborhood schools. Many of these courts have not been maintained on a regular schedule and have deteriorated. Renovations will include patching or replacing surfaces, drainage work, fencing, grading and color coding. The current life expectancy for surfacing is 15 to 17 years. The schedule, establishing priorities, has been prepared by Park Maintenance, and is based on current condition, utilization, commonality and budgeted resources. This funding will provide for the renovation of up to three outdoor courts per year.

Monticello Park: Prior year unallocated monies, in the amount of \$50,000, remain in the budget for improvements to the trail and native plant re-vegetation in Monticello Park. This work will commence after the completion of an accessible pedestrian bridge and retaining wall, which is being coordinated and budgeted by the Department of Transportation and Environmental Services (T&ES).

Playground Renovation: \$60,000 per year is budgeted to cover costs of replacing or repairing deteriorating play equipment, to provide small scale enhancements and to maintain safe play areas in playgrounds throughout the City. The annual budget for playground renovations also includes funding to ensure that the surface area of each of the City's 34 play areas meets Consumer Products Safety Commission standards.

Windmill Hill Park: \$100,000 was budgeted in FY 2002 for a study to identify and design improvements to the Windmill Hill Park area. The design for renovation and enhancements of this park will be completed in FY 2002. Costs for the renovation and the construction of the enhancements will be determined once the final design has been completed and approved. Funding is not included in this CIP for this project due to funding constraints and the need to seek alternative funding for the remaining portions of this project.

## PARK IMPROVEMENTS


Trail Lighting: \$20,000 was budgeted in FY 2002 for trail lighting along the paved pathway from the end of North Pickett Street to the Beatley Bridge at Holmes Run. This project is being coordinated with T&ES.

### Change in Project from Prior Fiscal Years:

- ADA requirements for parks in the amount of \$25,000 per year has been extended into FY 2008;
- Athletic field improvements project in the amount of \$40,000 per year has been extended into FY 2008;
- Annual funding in the amount of \$45,000 per year for the renovation of the City's 61 outdoor tennis and basketball courts at a rate of up to three outdoor courts per year has been extended to FY 2008;
- Annual funding in the amount of \$60,000 per year for Park/Playground renovations has been extended to FY 2008; and
- \$88,000 in unallocated prior year monies was transferred from the Drainage Improvements project to the Nannie J. Lee Recreation Center project to fund the installation of a new security system.
- \$200,000 has been budgeted in FY 2003 for the design and construction of a skate park in the City.

## PARK IMPROVEMENTS

TASK TITLE	UNALLOCATED PRIOR-FY	FY 2003 CURRENT	FY 2004 FY + 1	FY 2005 FY + 2	FY 2006 FY + 3	FY 2007 FY + 4	FY 2008 FY + 5	TOTAL
ADA REQUIREMENTS	0	25,000	25,000	25,000	25,000	25,000	25,000	150,000
ATHLETIC FIELD IMPROVEMENTS	0	40,000	40,000	40,000	40,000	40,000	40,000	240,000
MONTICELLO PARK	50,000	0	0	0	0	0	0	50,000
PLAYGROUND RENOVATIONS	0	60,000	60,000	60,000	60,000	60,000	60,000	360,000
DRAINAGE IMPROVEMENTS	12,000	0	0	0	0	0	0	12,000
WINDMILL HILL PARK	11,000	0	0	0	0	0	0	11,000
SKATE PARK	25,000	200,000	0	0	0	0	0	225,000
BALL COURT RENOVATIONS	0	45,000	45,000	45,000	45,000	45,000	45,000	270,000
TRAIL LIGHTING	20,000	0	0	0	0	0	0	20,000
<b>TOTAL PROJECT</b>	<b>118,000</b>	<b>370,000</b>	<b>170,000</b>	<b>170,000</b>	<b>170,000</b>	<b>170,000</b>	<b>170,000</b>	<b>1,338,000</b>
<b>LESS REVENUES</b>	<b>0</b>	<b>0</b>	<b>0</b>	<b>0</b>	<b>0</b>	<b>0</b>	<b>0</b>	<b>0</b>
<b>NET CITY SHARE</b>	<b>118,000</b>	<b>370,000</b>	<b>170,000</b>	<b>170,000</b>	<b>170,000</b>	<b>170,000</b>	<b>170,000</b>	<b>1,338,000</b>



## RECREATION FACILITIES IMPROVEMENTS

<u>Subtasks</u>	<u>Priority</u>	<u>Estimated Useful Life of Improvement</u>	<u>Project Manager</u>
Recreation Renovations	All subtasks considered very desirable	40 years	Project managers for all projects in this subtask are Recreation and General Services
Facilities Needs Assessment		Not yet estimated	
Durant Center		40 years	
Jerome "Buddie" Ford Nature Center		40 years	
Nannie J. Lee Center		40 years	
Mount Vernon Recreation Center		40 years	
Public Pools		15 years	

**Project Summary:** This project provides for the maintenance, renovation, reconstruction and repair of existing recreation centers, including the outdoor recreational areas associated with the centers. In addition, this project provides for the upkeep of tennis courts at school facilities that are maintained by the Recreation Department, and for the maintenance of the City's six outdoor public pools.

**Recreation Renovations:** To address the space and programming needs at the City's heavily-used neighborhood recreation centers and park facilities, the CIP includes \$250,000 per year, from FY 2003 to FY 2008, and \$415,800 in unallocated prior year monies to provide an annual funding stream to address capital needs on a prioritized basis.

Renovation work at the City's recreation facilities will be prioritized following an evaluation and analysis of the community needs based on the program planning survey currently underway in the Recreation Department.

Addendum Table 1 provides some key data regarding each of the City's seven neighborhood recreation centers, by individual facility, including the FY 2003 budget, the staffing levels, the square footage, and description of amenities.



## RECREATION FACILITIES IMPROVEMENTS

Durant Center: A total of \$2,060,000 was approved for the renovation of this facility. The Center has not been renovated since the 1950's. The Park and Recreation Commission held public hearings to gather citizen comments and input. These comments and input, as well as those from Alexandria Public Schools, were incorporated into the final architectural design of the facility. The building will provide activity space for community and Special Needs recreation as well as multi-purpose space to be shared with Jefferson-Houston School for Arts and Academics during the day. In addition to program areas, the facility will include rehearsal space, a stage, reception desk, meeting rooms, service kitchen, staff offices, storage rooms and a community arts office. A total of \$360,000 was allocated in FY 2001 for the initial facility assessment and architecture and engineering services required for the renovation of this facility and \$1.7 million was allocated in FY 2002 for construction which is scheduled to begin in FY 2003 and be completed in FY 2004.

Jerome "Buddie" Ford Nature Center: A total of \$1,980,000 (\$1.25 million in City monies and \$730,000 in Schools) is budgeted for the renovation of the Jerome "Buddie" Ford Nature Center. This renovation project is a joint effort between the City and the Alexandria City Public Schools to design and construct a renovation and expansion project using the gymnasium that was formerly the William Ramsay Recreation Center space, vacated when the recreation program was moved to the new recreation facility. The former gymnasium will be redesigned into a two level facility providing nine additional classrooms for the William Ramsay Elementary School and modern program space for the "Buddie" Ford Nature Center. This renovated and redesigned space will house an interpretive programming room, nature gallery, project room, greenhouse, animal display, holding and feeding areas, projection booth, storage, offices, reception desk and hands-on exhibits.

In addition to the classrooms for school children, the facility will also include a nature/science lab that will be used by the school during weekdays and by the Nature Center for after-school programs and on weekends. The construction of this project has been rescheduled by both the Schools and the City from FY 2003 to FY 2004; therefore the funding for construction, in the amount of \$1,150,000, has been changed accordingly. \$100,000 of the \$1,250,000 is budgeted in FY 2003 to fund the design of the project.

Public Pools: The annual budget of \$90,000 to renovate and maintain the City's pools has been extended through FY 2008. Projects include white coating the City's two large pools, including the training pools at each facility, and four small pools located at the Nannie J. Lee, Charles Houston, Ewald, and Colasanto Centers. A study to evaluate and recommend improvements to the City's six outdoor pools was completed in FY 2001. The pool shells, structures, mechanical and filtration systems, decks, bathhouses and amenities were included in this analysis. The results of this study, and other studies, will provide the Department with the data needed to prioritize pool renovations and determine costs which are likely to be in some yet to be determined amount above the amount budgeted in this CIP for its six year period.

Nannie J. Lee Center: \$88,000 has been reallocated for the installation of a security system at the Nannie J. Lee Center. This system will safeguard the building, its occupants and property from unauthorized visitors. \$88,000 in unallocated prior year monies was transferred from the Drainage Improvements project to fund this project.

Mount Vernon Recreation Center: \$15,620 has been budgeted in FY 2003 for the repair of the roof at the Mt. Vernon Recreation Center. The existing roof is currently leaking resulting in water damage to the interior of the facility.

## RECREATION FACILITIES IMPROVEMENTS

### Change in Project from Prior Fiscal Years:

- Annual funding in the amount of \$250,000 per year for Recreation Renovations has been extended to FY 2008;
- Annual funding for Public Pools, in the amount of \$90,000 per year, has been extended through FY 2008;
- \$15,620 has been budgeted in FY 2003 for the Mount Vernon Recreation Center to repair a specific roof problem at the facility to prevent water leakage;
- \$88,000 in unallocated prior year monies has been reallocated from the Drainage Improvements project to the Nannie Lee Recreation Center project for the installation of a security system; and
- \$1,150,000 for the City's share of the renovation of the Jerome "Buddie" Ford Nature Center has been moved to FY 2004 to reflect the revised construction schedule. This joint project with the Alexandria City Public Schools will convert the former William Ramsay Recreation Center gymnasium space into a two level facility providing additional classrooms for the William Ramsay Elementary School and modern program space for the Nature Center. \$100,000 is budgeted in FY 2003 for design.


## RECREATION FACILITIES IMPROVEMENTS

TASK TITLE	UNALLOCATED PRIOR-FY	FY 2003 CURRENT	FY 2004 FY + 1	FY 2005 FY + 2	FY 2006 FY + 3	FY 2007 FY + 4	FY 2008 FY + 5	TOTAL
RECREATION CENTER RENOVATIONS	415,800	250,000	250,000	250,000	250,000	250,000	250,000	1,915,800
RECREATION AND LEISURE ASSESSMENT	0	75,000	0	0	0	0	0	75,000
JEROME "BUDDIE" FORD NATURE CTR	0	100,000	1,150,000	0	0	0	0	1,250,000
PUBLIC POOLS	315,000	90,000	90,000	90,000	90,000	90,000	90,000	855,000
MOUNT VERNON RECREATION CENTER	0	15,620	0	0	0	0	0	15,620
NANNIE LEE RECREATION CENTER	88,000	0	0	0	0	0	0	88,000
TOTAL PROJECT	818,800	530,620	1,490,000	340,000	340,000	340,000	340,000	4,199,420
LESS REVENUES	0	0	0	0	0	0	0	0
NET CITY SHARE	818,800	530,620	1,490,000	340,000	340,000	340,000	340,000	4,199,420

# RECREATION FACILITIES IMPROVEMENTS

Addendum Table 1

CITY RECREATION CENTERS	FY 2003 OPERATING BUDGET	FY 2002 STAFFING	SIZE	FACILITY FEATURES
Charles Barrett	\$215,648	3 full-time positions (including 1 custodian position) and \$81,446 lump sum and part-time money	9,800 square feet	Weight room, gymnasium, meeting rooms, kitchen, dance studio, game room, and arts and crafts room
Charles Houston	\$605,659	6 full-time positions (including 2 custodial positions) and \$133,463 lump sum and part-time money	24,302 square feet	Gymnasium, arts and crafts room, game and meeting rooms, kitchen, and preschool room
Cora Kelly	\$662,779	6 full-time positions (including 2 custodial positions) and \$169,974 lump sum and part-time money	25,840 square feet	Racquetball/volleyball, gymnasium activities, ceramics/pottery room, arts and crafts room, dance studio, photography lab, preschool room, meeting rooms, game room, adult activities and weight room
Mount Vernon	\$398,466	4 full-time positions (including 1 custodian position) and \$137,788 lump sum and part-time money	18,900 square feet	Gymnasium, art room, game room, meeting room, two multi-purpose rooms, dance/fitness room, control desk, computer room, dark room, activity room, kitchen, locker/changing room
Nannie J. Lee	\$252,745	3 full-time positions (including 1 custodian position) and \$120,233 lump sum and part-time money	13,690 square feet	Gymnasium, game room, social/activity room, kitchen, fitness room, multi-purpose room, control desk, outdoor patio
Patrick Henry	\$232,313	3 full-time positions (including 1 custodian position) and \$75,262 lump sum and part-time money	8,850 square feet	Gymnasium, game room, kitchen and meeting room
William Ramsay	\$518,554	4 full-time positions (including 1 custodian position) and \$190,704 lump sum and part-time money.	18,000 square feet	Meeting space, computer lab, dance and fitness rooms, arts and crafts room and a game room



# Public Buildings

## PUBLIC BUILDINGS

Gadsby's Tavern	134 North Royal Street
Lloyd House	220 North Washington Street
Lyceum	201 South Washington Street
Friendship Fire House	107 South Alfred Street
Black History Resource Center	638 North Alfred Street
The Vola Lawson Animal Shelter	4075 Eisenhower Avenue
City Hall - Market Square	301 King Street
Courthouse	520 King Street
Flora Krause Casey Health Center	1200 North Howard Street
Health Department	517 North Saint Asaph Street
Impound Office	5249 Eisenhower Avenue
Payne Street Records Center	801 South Payne Street
Public Safety Center	2003 Mill Road
TES Maintenance Facility	133 South Quaker Lane
Torpedo Factory	105 North Union Street
Stabler-Leadbeater Apothecary Museum	105 South Fairfax Street
Union Station	110 Callahan Drive

## PRESERVATION OF HISTORIC BUILDINGS

<u>Subtasks</u>	<u>Priority</u>	<u>Estimated Useful Life of Improvement</u>	<u>Project Manager</u>
Gadsby's Tavern	Desirable	25 years	General Services
Lloyd House	Desirable	25 years	General Services
The Lyceum	Desirable	25 years	General Services
Stabler-Leadbeater Apothecary Museum	Desirable	25 years	General Services
Friendship Firehouse	Desirable	25 years	General Services
Black History Resource Center	Desirable	25 years	General Services

Project Summary: This project provides for the preservation of historic buildings in the City, including on-going capital maintenance needs at the City's museum sites.

Gadsby's Tavern: Prior year unallocated monies in the amount of \$810,000 remain in this project for foundation repairs (\$35,000); HVAC system replacement (\$85,000); and brick repointing and repair (\$380,000). Over time and through weathering, brick mortar begins to fail, crack and fall out. If brick repointing is not performed, the brick work will allow moisture to penetrate the building's interior, which would lead to popping bricks and the eventual failure of the wall system. Pointing up is standard practice for any masonry structure. An historic structures report, as required for renovations to an historic structure, was completed in FY 2001. In addition, prior year unallocated monies remain for the study and installation of a full service elevator at Gadsby's (\$200,000) and \$110,000 for required interior and life safety repairs including repairs to stairs (\$9,500), the refurbishment of office areas (\$45,500), restroom refurbishment (\$35,000) and general lighting upgrades (\$20,000).

Lloyd House: With the move of the historic collection formerly accommodated at Lloyd House to the Barrett Library, the Lloyd House is no longer part of the library system. According to the plan for reuse of the Lloyd House, it will serve as administrative space for the Office of Historic Alexandria (OHA). The general scope of work is to make the first and second floors usable for OHA staff and for public meeting areas by reinforcing timbers, renovating the rest rooms and installing new carpet and paint. OHA is scheduled to occupy the Lloyd House facility in FY 2003. A total of \$540,000, including \$60,000 in State funds, has been allocated to complete the renovation work at this facility to make the first and second floors useable.



## PRESERVATION OF HISTORIC BUILDINGS

Lyceum: A total of \$152,528 has been budgeted in FY 2003 for repairs and improvements to the Lyceum including repairs to the building's foundation to prevent additional water damage caused by leaking rainwater and ground moisture (\$38,500); Americans With Disabilities Act (ADA) improvements throughout the building(\$84,106); replacement of the lecture hall carpeting and stage (\$14,938); and resurfacing of the facility's parking lot (\$14,984). \$44,500 remains in prior year unallocated monies to provide for the scheduled replacement of the separate heating, ventilation and air conditioning (HVAC) system that supports the first floor museum area and to replace the interior sliding partition.

Stabler-Leadbeater Apothecary Museum: Prior year unallocated funding of \$515,000 is for a one-time grant for capital repairs at the Stabler-Leadbeater Apothecary Museum. Private fundraising will also be a key element of this capital repair project. Work on the exterior of the building was largely accomplished during a previous renovation, which was privately funded.

Friendship Firehouse: \$37,500 was allocated in February, 2002 to address the damp wall moisture problem at the Friendship Firehouse. \$2,500 was allocated in FY 2002 to investigate the extent and cause of the moisture problem in the walls of the first floor. Following the investigation, the consultant made recommendations for the corrective measures to be undertaken to abate the moisture and repair the damage. This is an historic structure and any work proposed cannot compromise that historic designation. The total cost to correct the problem will be addressed in a future CIP.

Black History Resource Center: A total of \$40,700 has been budgeted in FY 2003 for upgrades to the exhibit lighting (\$17,600); upgrades to the Center's security and alarm system (\$17,600); and for the repainting of the facility's interior and exterior (\$5,500) .

### Change In Project From Prior Fiscal Years:

- A total of \$152,528 has been budgeted in FY 2003 for repairs and improvements at the Lyceum, including foundation repairs, ADA improvements, carpet and stage replacement and parking lot resurfacing;
- A total of \$40,700 has been budgeted in FY 2003 for security and alarm system installation and lighting upgrades at the Black History Resource Center, as well as exterior and interior painting of the facility.

# PRESERVATION OF HISTORIC BUILDINGS

TASK TITLE	UNALLOCATED PRIOR-FY	FY 2003 CURRENT	FY 2004 FY + 1	FY 2005 FY + 2	FY 2006 FY + 3	FY 2007 FY + 4	FY2008 FY + 5	TOTAL
GADSBY'S TAVERN	810,000	0	0	0	0	0	0	810,000
LLOYD HOUSE	0	0	0	0	0	0	0	0
LYCEUM	44,500	152,528	0	0	0	0	0	197,028
APOTHECARY MUSEUM	515,000	0	0	0	0	0	0	515,000
FRIENDSHIP FIREHOUSE	0	0	0	0	0	0	0	0
BLACK HISTORY RESOURCE CENTER	0	40,700	0	0	0	0	0	40,700
<b>TOTAL PROJECT</b>	<b>1,369,500</b>	<b>193,228</b>	<b>0</b>	<b>0</b>	<b>0</b>	<b>0</b>	<b>0</b>	<b>1,562,728</b>
<b>LESS REVENUES</b>	<b>0</b>	<b>0</b>	<b>0</b>	<b>0</b>	<b>0</b>	<b>0</b>	<b>0</b>	<b>0</b>
<b>NET CITY SHARE</b>	<b>1,369,500</b>	<b>193,228</b>	<b>0</b>	<b>0</b>	<b>0</b>	<b>0</b>	<b>0</b>	<b>1,562,728</b>

# THE VOLA LAWSON ANIMAL SHELTER


<u>Subtasks</u>	<u>Priority</u>	<u>Estimated Useful Life of Improvement</u>	<u>Project Manager</u>
Animal Shelter Design and Construction	Desirable	40 years	General Services

**Project Summary:** This project provides for the construction of a new animal shelter facility in the Eisenhower Valley. The City identified a City-owned site on Eisenhower Avenue near the Cameron Run Regional Park as the location of the new animal shelter. Staff negotiated with the Northern Virginia Regional Park Authority, which leased this City-owned vacant land, to ensure that the lease was amended and the site was available for the new shelter.

**Project Description:** This project was initiated to construct a new animal shelter that will be in full compliance with State standards. In November 1987 and May 1989, the Commonwealth's Veterinarian conducted evaluations of the existing facility, citing below-standard conditions in the control of airborne disease, sanitation and security.

\$2,819,944 million has been allocated to provide funding for architectural and engineering work and construction for the new animal shelter. Of the total \$2.8 million project budget, the Animal Welfare League of Alexandria is to provide \$600,000 in matching funding and will seek additional contributions to enhance the project above what the base amount can provide, with the net City share totaling \$2.1 million and a private donation to the City for construction of the facility in the amount of \$119,944. Construction began in February 2001 and is scheduled to be completed in Spring 2002. A nominal sum has been budgeted in the CIP to keep this project active in the event capital funding needs arise in future years.

TASK TITLE	UNALLOCATED PRIOR-FY	FY 2003 CURRENT	FY2004 FY + 1	FY 2005 FY + 2	FY 2006 FY + 3	FY 2007 FY + 4	FY 2008 FY + 5	TOTAL
ENGINEERING & PLANS	0	0	0	0	0	0	5,000	5,000
TOTAL PROJECT	0	0	0	0	0	0	5,000	5,000
LESS REVENUES	0	0	0	0	0	0	0	0
NET CITY SHARE	0	0	0	0	0	0	5,000	5,000



## ENERGY CONSERVATION PROGRAM

<u>Subtasks</u>	<u>Priority</u>	<u>Estimated Useful Life of Improvement</u>	<u>Project Manager</u>
Improvements to Public Buildings for Energy Conservation	Very desirable	15 years	General Services

---

Project Summary: This project provides for energy conservation improvements in City buildings and improvements to provide sufficient energy capacity to meet the increasing demands due to new technology.

Project Description: Significant energy savings are possible through the retrofit of fluorescent lighting in City facilities with electronic ballasts, new efficient tubes, and fixture reflectors. Retrofitting has been completed at the Courthouse, Public Safety Center offices, and Market Square and Courthouse garages. Monies budgeted under this capital project are programmed to provide for the retrofitting of lights at City Hall, the Community Shelter, Chinquapin Recreation Center, Charles Houston Recreation Center, the Transportation and Environmental Services maintenance building, various fire stations, and at other smaller City facilities.

This project includes funding for improvements needed to provide sufficient energy capacity to meet increasing demands due to new technology. During FY 1999, the consulting firm of Einhorn, Yaffee, and Prescott initiated a study of the present and future electrical system requirements to maintain adequate power for assorted equipment including computers, printers, fax machines, copiers, and telephone systems. The consultant's recommendations may result in an increase in future project funding requirements.

Impact on Operating Budget: The City's goal through retrofitting is to achieve a four year payback in the City's capital costs through energy savings in the operating budget. Similarly, the goal of implementing improvements related to technology is to devise the most cost effective combination of technology and electrical systems to minimize the impact of the new operating systems on the City's operating budget.

### Change in Project from Prior Fiscal Years:

- There has been no change in funding for this project.

# ENERGY CONSERVATION PROGRAM

TASK TITLE	UNALLOCATED PRIOR-FY	FY 2003 CURRENT	FY 2004 FY + 1	FY 2005 FY + 2	FY 2006 FY + 3	FY 2007 FY + 4	FY 2008 FY + 5	TOTAL
LIGHTING/INTERIOR	150,000	0	0	0	0	0	0	150,000
TOTAL PROJECT	150,000	0	0	0	0	0	0	150,000
LESS REVENUES	0	0	0	0	0	0	0	0
NET CITY SHARE	150,000	0	0	0	0	0	0	150,000

## MARKET SQUARE RENOVATIONS

<u>Subtasks</u>	<u>Priority</u>	<u>Estimated Useful Life of Improvement</u>	<u>Project Manager</u>
Phase I Renovations	Essential	25 years	General Services
Phase II Renovations	Essential	20 - 40 years	General Services

---

Project Summary: This project provides \$2.5 million for renovations and improvements to the Market Square Plaza and underground garage to correct problems that are the result of age. Market Square includes a two-level, underground reinforced concrete garage, built in the mid-1960s, and the plaza area, which includes a fountain and several large planters.

Project Description: In January, 1999, the majority of the first phase of reconstruction of the Market Square garage was completed. The thirty-year-old structure had experienced significant structural deterioration due to water infiltration through the roof. Remedial action included replacing the waterproofing membrane underlying the plaza and replacing deteriorated concrete and rebar.

A total of \$2.5 million in prior year unallocated monies remains for architectural planning and construction of Phase II of this project, which will include the completion of all waterproofing, and refurbishment of the deck, planters, fountain and elevator, re-landscaping and associated structural and architectural enhancements.

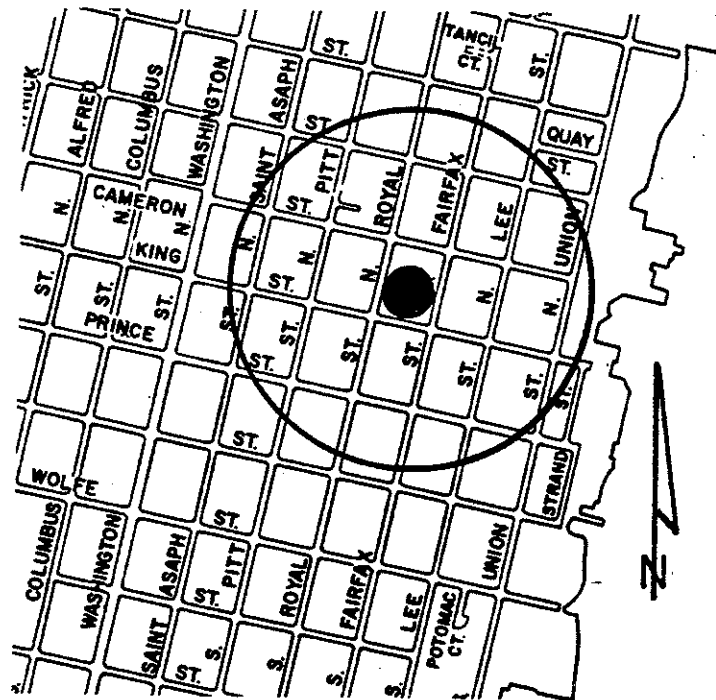
Project Costs to Date: The total allocated to date for Market Square Renovations is \$3,877,267.

### Change In Project From Prior Fiscal Years:

- There has been no change in funding for this project.
- \$1.2 million in prior year unallocated monies have been moved to FY 2004 to more accurately reflect the project's timetable. This action was taken in order to accelerate the funding of the Duncan Library expansion.

# MARKET SQUARE RENOVATIONS

TASK TITLE	UNALLOCATED PRIOR-FY	FY 2003 CURRENT	FY2004 FY + 1	FY 2005 FY + 2	FY 2006 FY + 3	FY 2007 FY + 4	FY 2008 FY + 5	TOTAL
ARCHITECT SERVICES	100,000	0	0	0	0	0	0	100,000
CONSTRUCTION	1,200,000	0	1,200,000	0	0	0	0	2,400,000
TOTAL PROJECT	1,300,000	0	1,200,000	0	0	0	0	2,500,000
LESS REVENUES	0	0	0	0	0	0	0	0
NET CITY SHARE	1,300,000	0	1,200,000	0	0	0	0	2,500,000





## RENOVATION AND MAINTENANCE OF EXISTING CITY FACILITIES

<u>Subtasks</u>	<u>Priority</u>	<u>Estimated Useful Life of Improvement</u>	<u>Project Manager</u>
ADA Accessibility	Essential	25 years	All subtasks in this project are managed by the Department of General Services
Capital Facilities Maintenance Plan	Essential	25 years	
Flora Krause Casey Center	Desirable	25 years	
City Hall	Essential	25 years	
Courthouse	Essential	25 years	
Environmental Compliance	Essential	25 years	
Fire Station Renovations	Essential	25 years	
Health Department/ St. Asaph Street	Essential	25 years	
Impounding Office	Desirable	25 years	
Payne Street Records Facility	Desirable	25 years	
Public Safety Center	Essential	25 years	
T&ES Maintenance Facility	Essential	25 years	
Torpedo Factory Repairs	Essential	25 years	
405 Cameron Street	Essential	25 years	
Human Services Renovations	Highly desirable	15 years	
T&ES/General Services Truck Wash	Essential	25 years	
Mental Health Residential Facilities	Essential	15 years	
Union Station	Highly desirable	TBD	
Police Pistol Range	Desirable	25 years	

## RENOVATION AND MAINTENANCE OF EXISTING CITY FACILITIES

**Project Summary:** This project provides for on-going renovations and essential capital maintenance needs of various City facilities, including the repair and replacement of major structural components and mechanical equipment. In addition, this project seeks to enhance the physical security of City facilities, to remove physical barriers to persons with disabilities at City facilities, to improve the effective use of City facilities, and to ensure that City facilities meet regulations for environmental compliance.

**Access for Persons with Disabilities/Handicapped Accessibility:** This project provides funding for planned accessibility improvements at City facilities on an annual, on-going basis including group home facilities for Mental Health/Mental Retardation/Substance Abuse, consistent with federal Americans with Disabilities Act (ADA) requirements. In FY 2002, \$125,500 will be used to provide for electronic opening devices at doorways required for public use such as conference and meeting rooms at locations City-wide and to bring public restrooms into compliance with signage requirements of the ADA. ADA improvements will be completed as part of the renovation at the Durant Center, Burke Library, Public Safety Center, Lloyd House, and in other City owned buildings. In recognition of the annual, ongoing requirement to meet ADA mandates, this ADA project category is funded at \$25,000 per year from FY 2003 through FY 2008.

Prior year unallocated monies, in the amount of \$432,896, remain in this project to complete any additional accessibility improvements.

**Capital Facilities Maintenance Plan (CFMP):** The CFMP is a work plan that projects the anticipated timetable and estimated costs of infrastructure and equipment repairs and/or replacements, based on industry standards for life expectancies of equipment and materials that are necessary to adequately maintain the City's physical plant. In some cases, the City's equipment may be retained beyond the standard life expectancy if it is in good operating condition and it is cost-effective to do so. The CFMP also provides for the scheduled capital maintenance needs of City facilities, including painting and floor covering (carpet and tile) replacement. The FY 2003 - FY 2008 CFMP includes an annual budget of \$215,000 for the painting and wall covering of all City facilities. In addition, the FY 2003 - FY 2008 CFMP includes \$150,000 annually to provide for the maintenance, repair, and scheduled replacement of standard floor coverings in all City facilities, based on an estimated ten year life cycle.

The CFMP also contains an annual budget of \$120,000 for small scale roof repairs and maintenance at City facilities. Replacement of the roofs of major City buildings is budgeted based on the expected life of the roofing systems and engineering studies on roofing conditions.

**City Hall:** This project incorporates various tasks to maintain City Hall. \$45,000 in unallocated prior year monies remain for minor maintenance and repair projects at City Hall.

**Courthouse:** \$2,583,000 in unallocated prior year monies remains for the scheduled renovation of the Courthouse garage. This project is an essential part of the downtown parking program, which helps to reduce parking impacts on the residential areas. The renovated parking facility will also contribute to the overall success of the downtown area by continuing to provide existing businesses with parking and ensuring that new business ventures have access to parking. The garage was built in the early 1980's and a recent consultant study completed by Desman Associates documents age-related deterioration of the post-tensioned concrete structure that could eventually jeopardize the structural integrity of the facility. The restoration plan calls for repair of post-tensioning wires and anchors, corroded reinforcing steel and damaged concrete; replacement of failed expansion joints; installation of additional drains to eliminate ponding water; upgrading garage ventilation to meet current code requirements; improved garage lighting; coating elevated slabs with a protective waterproof membrane; and treating mat slabs with a penetrating sealer.

## RENOVATION AND MAINTENANCE OF EXISTING CITY FACILITIES

For FY 2003 a total of \$793,635 has been budgeted for needed upgrades and minor renovations at the Courthouse including the replacement of three elevators (\$376,750); the replacement of pedestal chairs in the jury boxes and client/attorney areas of each courtroom (\$120,450); the expansion of the Juvenile and Domestic Relations Court Clerk's Office (\$180,455); the installation of new workstations and furniture in the Clerk's Office (\$74,250); the installation of three sets of ADA compliant double doors on the front of the Courthouse (\$34,650); and other smaller projects such as carpet replacement and window blinds (\$7,080).

**Environmental Compliance:** This project provides funding for ongoing, annual renovations, improvements or the acquisition of major capital equipment as required by federal and State environmental regulations. These regulations govern removal and disposal of hazardous materials found in building structures, including asbestos and polychlorinated biphenyls (PCBs), underground fuel tank storage requirements and remediation measures related to leakage, chlorofluorocarbon (CFC) production associated with air conditioning systems, and treatment and disposal systems for hazardous substances used in work processes, as examples.

The removal of asbestos and PCBs has become an integral part of virtually all renovation work conducted in City facilities. In adherence to federal environmental regulations for underground storage tanks, the City must undertake fuel storage upgrade work at fuel pumps at various fire stations, the Fleet Services Division shop, and the Public Safety Center fuel island. Upgrading the fueling facilities at the Wheeler Street fuel service center was undertaken in FY 1999. Provisions of the Clean Air Act, the Montreal Protocol and the ban on CFC production in 1995 have caused the City to develop a replacement plan for the air conditioning systems at City Hall, the Public Safety Center and the Courthouse. \$475,000 in unallocated prior year monies remains to replace the Public Safety Center air conditioning system and to comply with the Chesapeake Bay Preservation Act, a floor drain filtering structure must be installed at Fire Station 205.

**Fire Station Renovations:** In the context of the FY 1996 - FY 2001 Capital Improvement Program, a project task was established to provide a multi-year funding plan for essential renovations of the City's eight fire stations. The City's fire stations, on average, are over 42 years old. The Fire Department has completed a comprehensive analysis of the Fire Department's facilities, addressing appropriate station location, equipment needs, privacy for firefighters and staffing levels. Funding in FY 2003 to FY 2007 in this project task is \$226,500 annually. These monies will be available to address the ongoing annual costs of critical renovation requirements of the City's existing stations, which have increased due to inflation and contaminants commonly found in older buildings. An additional \$300,500 is budgeted in FY 2003 for minor repairs and upgrades at fire stations City-wide including window replacements to provide a secondary means of egress, and an upgrade of the fire alarm at Fire Station 208 (\$93,500); the installation of a remote, keyless entry system at all fire stations including the Training Center to improve security and access (\$162,000); and the completion of improvements and repairs at Fire Station 204 (\$45,000).

**Flora Krause Casey Health Center:** Unallocated prior year funds in the amount of \$80,626 are being held for the potential replacement of the HVAC system (\$65,626) at the Flora Krause Casey Health Center and to provide for essential capital maintenance (\$15,000) at this heavily used facility. \$10,000 was allocated in FY 2002 for the architectural and engineering services required for the replacement of the HVAC system.

## RENOVATION AND MAINTENANCE OF EXISTING CITY FACILITIES

Health Department (St. Asaph Street): The Alexandria Health Department's main facility on St. Asaph Street was constructed 56 years ago, and many of its major systems, including the electrical, plumbing, heating, ventilating and air conditioning systems, are original to the structure or have outlived their useful lives. Also building code and OSHA standards have been substantially updated over the last few decades. Relocation or replacement of this facility is recommended.

The Health Department Study Committee's work is on-going in FY 2002. A total of \$11.0 million, including an additional \$3.0 million budgeted in FY 2003, has been budgeted for this project, which includes funding for the needs assessment, future studies, and funding to purchase or build, as well as equip, a new facility. The increased funding in FY 2003 reflects the results of the more detailed refinement of a facility program as well as reflects the increasingly higher cost of acquiring real property in the City.

Detailed architectural work would be initiated once a site or option has been identified and approved by City Council. Appropriate community participation would also occur throughout the site consideration and approval process. In addition to the local funding recommended to enable this project to move forward, the City received \$120,000 from the State of Virginia, which was matched with the City's 45 percent share of \$98,381, allocated in FY 2001, for the Health Department's facility needs. These monies from the State pass through the State/Local Cooperative Budget, which is a part of the Health Department's annual operating budget.

Impounding Office: Prior year unallocated monies (\$10,000) remain in the budget for surveillance equipment and other security measures at the Impound Lot. \$5,000 is budgeted in the out year as an indication that monies may be required in a future CIP for improvements at the Impound Lot.

Payne Street Records Center: Allocations totaling \$476,000 were made in FY 1998, FY 1999 and FY 2001 for a project to modify the existing storage areas at the Payne Street Records Center. Once completed, this project will create an area suitable for Alexandria artifacts that require a controlled climate (temperature and moisture) to ensure the stability of the material. This project includes the replacement of the HVAC system, roofing repairs over the print shop and archives area, waterproofing, and improvements to the air quality and air conditioning in the room used by the Registrar of Voters to store voting equipment. In the past, the lack of air conditioning made it difficult to work in the room during the summer months and the high level of dust in the air was a health hazard. \$85,000 in unallocated prior year monies remains for the enhancement of the air conditioning system.

## RENOVATION AND MAINTENANCE OF EXISTING CITY FACILITIES

Public Safety Center and Detention Center (Jail): This project task provides prior year unallocated monies of \$366,800, which includes monies for the replacement of electronic cell door locks (\$69,000); the completion of soundproofing of nine interview and polygraph rooms to ensure confidentiality (\$148,000); and \$149,800 for needed renovations to the Detention Center (jail) including the medical exam area, storage area, the replacement of the recreation floor and renovations of the showers.

A total of \$169,400 has been budgeted in FY 2003 for improvements at the Detention Center including an emergency lighting study (\$56,650) to determine and design the best methods for providing back-up lighting to several areas of the Detention Center including the Magistrate's Office, medical exam rooms, cells and attorney/client rooms and for the installation of an uninterrupted power supply (UPS) to key computer systems and security monitors; a heating, ventilation and air conditioning (HVAC) dehumidification study (\$52,250) to design methods for reducing or abating the humidity levels in the inmate shower area that have caused mildew and other molds to form on walls and at the base of the showers; and the reglazing and repainting of the windows in the inmate cells and hallways that have faded and/or rusted from exposure to the elements (\$60,500).

\$4.58 million is budgeted in FY 2003 to correct the first floor slab settlement problem at the Public Safety Building. A study completed in FY 2001 has determined that the slab has settled as much as four inches in some areas since its construction in 1987. The settlement has caused a wave effect in some floor areas, extensive damage to interior finishes, dislocation of door frames, and water ponding in the showers/restrooms area. Stress to mechanical systems can also be detected. The report also concludes that the settlement is the result of on-going consolidation of decaying organic and soft cohesive material in the third soil strata and that further settlement due to decaying material can be expected. The monies budgeted in FY 2003 will provide for the replacement of the current 35,000 square feet slab with a structural slab; the temporary relocation of first floor occupants; and restoration and repairs to the damaged space. \$320,000 has been allocated to design corrective measures to remedy the first floor slab settlement problem and is scheduled to be completed in Spring 2002 at which time a schedule for the work on the slab will be determined. This schedule will be dependent on the outcome of the Police Department space needs study which is currently underway.

Pistol Range: \$377,850 has been budgeted in FY 2008 for noise containment measures at the Police Department Pistol Range. Noise complaints have increased in the area surrounding the indoor/outdoor firing range, due to the increase in residential development in the Eisenhower Valley and the use of the range by various law enforcement agencies. Noise containment will include the installation of a roof at the facility. The cost to construct these measures may be offset by developer contributions.

Transportation and Environmental Services (T&ES) Field Office: \$50,820 has been budgeted in FY 2003 for space improvements at the T&ES Construction and Inspection Office on Wheeler Avenue to maximize use of space, install workstations and provide appropriate storage space.

Torpedo Factory Repairs: The City is responsible for all capital building maintenance subsequent to its repurchase of this building in August 1998. The CIP contains monies to address the most critical repair and major maintenance needs. In February 1999, \$160,000 was allocated for painting and restroom renovations. \$296,600 in prior year unallocated monies remains for the repair of the exterior walls, chimney, and replacement flooring and window blinds. \$1.38 million is planned in FY 2004 for the replacements of the roof, elevator and HVAC system.

## RENOVATION AND MAINTENANCE OF EXISTING CITY FACILITIES

405 Cameron Street: \$325,000 remains in unallocated prior year monies for the renovation of the 405 Cameron Street facility including mechanical and electrical systems, accessibility and life safety requirements. The facility has not been remodeled or upgraded in more the 15 years and is currently targeted for reuse as part of the on-going space program as agencies are relocated to other activities. The Office of Historic Alexandria (OHA) which currently occupies space at 405 Cameron Street is to be relocated to the Lloyd House upon completion of the renovation project at that facility, which will make their current space at 405 Cameron Street re-useable. This project accommodates that re-use.

Human Services Renovation: \$575,740 has been budgeted in FY 2004 for the redesign and refurbishment of the second floor (Child Welfare area) of the Human Services Building including painting, carpeting, new ceiling tile and wallpaper and space reallocation to improve and better utilize the employee work space which will improve service delivery to clients. In addition, \$345,000 remains in unallocated prior year monies to provide for the next phase of the first floor remodeling project at the Human Services Department. This work, initiated in FY 2000, provides for a more user friendly environment for the customers of the agency. Specifically, the remodeling will include flooring and finishes (\$170,000) and systems furniture (\$175,000) for the 5,520 square feet of remaining space.

T&ES/General Services Truck Wash: \$565,000 remains in prior year unallocated monies to provide for a truck wash facility to be located at the Transportation and Environmental Services (T&ES) Department facility located on Quaker Lane. T&ES currently operates a fleet of refuse vehicles. There is no central code compliant facility for the cleaning of these vehicles. General Services must service and repair these vehicles and due to the lack of a sufficient truck wash facility, the service and repair operations are made significantly more difficult and hazardous. This project provides for a 2,475 square foot facility that will enable vehicles to be cleaned professionally in a safe environment, facilitating service and extending the useful life of the vehicles and their components. Also compliance with environmental regulations related to truck wash runoff will be addressed.

Mental Health (MH) Facilities: A total of \$861,835 over five years is budgeted to provide for the capital replacement and repair requirements at City owned and operated group homes, an increase of \$381,215 as compared to the FY 2002-FY 2007 CIP. The Department of General Services, at the request of the Office of Management and Budget, conducted a comprehensive survey of facility conditions at nineteen group homes operated by the City, the Alexandria Community Services Board, and Sheltered Homes of Alexandria. The survey identified approximately \$755,000 in repair and maintenance items at these locations. Therefore, additional funding in the amount of \$127,165 is budgeted in FY 2003, \$293,770 in FY 2004, \$162,900 in FY 2005, \$155,000 in FY 2006 and \$123,000 in FY 2008 to address these needs and the needs of those facilities identified by Mental Health and General Services staff.

## RENOVATION AND MAINTENANCE OF EXISTING CITY FACILITIES

Union Station: \$170,000 remains in prior year unallocated monies for the resurfacing of the parking lot, circular driveway, landscaping, exterior painting, completion of brick sidewalks on Callahan Drive and the installation of signage. The acquisition of Alexandria Union Station, used by several operating railroads, including CSX, Amtrak and Virginia Railway Express, was approved by City Council in FY 2001. The transfer of ownership from Commonwealth Atlantic Land Company to the City, including furniture and equipment and surrounding land, occurred in December 2000 at no cost to the City, with the exception of some transactional costs including title insurance premiums and settlement fees. Union Station was acquired by the City to make this important facility and its property an asset of the City and the public thereby ensuring that the historic, 96 year old station and its property are protected, subject only to City government decisions about its usage, and not subject to private owner by-right decisions regarding usage or expansion. Union Station is listed on the National Register of Historic Places, as well as the Virginia Landmark Register. These capital improvements are related solely to the station's current use, as well as to improve its appearance to the adjacent neighborhoods, and as a focal point at one of Old Town's entrances.

Information Technology (IT) Server Room Expansion: A new project not previously included in the CIP. \$184,250 has been budgeted for the expansion and reconfiguration of the existing server room located in City Hall and the addition of an exhaust/cooling system for the network servers. Due to the addition of new hardware and the retention of old or existing hardware by some agencies, additional storage space is needed for this equipment through the expansion and reconfiguration of this space which will result in the relocation of up to 8 IT staff to other space to be identified.

### Change in Project From Prior Fiscal Years:

- Annual funding in the amount of \$485,000 for capital facilities maintenance has been extended to FY 2008;
- Annual funding in the amount of \$25,000 for Access for Persons with Disabilities/Handicapped Accessibility has been extended to FY 2008;
- A total of \$793,635 has been budgeted in FY 2003 for needed upgrades and minor renovations at the Courthouse;
- Annual funding in the amount of \$226,500 for Fire Station Renovations has been extended to FY 2007;
- \$300,500 has been budgeted in FY 2003 for minor repairs and needed upgrades at fire stations City-wide including window and fire alarm upgrades at Fire Station 208, and the installation of remote, keyless entry systems at all fire stations;

## RENOVATION AND MAINTENANCE OF EXISTING CITY FACILITIES

- An additional \$3.0 million has been budgeted in FY 2003 for a new Health Department facility, for a total of \$11.0 million;
- \$169,400 has been budgeted in FY 2003 for needed improvements at the Detention Center;
- \$377,850 has been budgeted in FY 2008 for the installation of noise containment measures at the Police Department Pistol Range, including the installation of a roof. The costs for these measures may be offset by developer contributions;
- \$575,740 has been budgeted in FY 2004 for the redesign and refurbishment of the second floor (Child Welfare area) of the Human Services Building;
- A additional of \$381,215, for a total of \$861,835 over five years has been budgeted to provide for the capital replacement and repair requirements at City owned and operated group homes; and
- \$184,250 has been budgeted in FY 2003 for the reconfiguration and expansion of the server room in City Hall.



## RENOVATION AND MAINTENANCE OF EXISTING CITY FACILITIES

TASK TITLE	UNALLOCATED PRIOR-FY	FY 2003 CURRENT	FY 2004 FY + 1	FY 2005 FY + 2	FY 2006 FY + 3	FY 2007 FY + 4	FY 2008 FY + 5	TOTAL
HANDICAPPED ACCESSIBILITY	432,896	25,000	25,000	25,000	25,000	25,000	25,000	582,896
CAPITAL FACILITIES MAINTENANCE PLAN	716,000	485,000	485,000	485,000	485,000	485,000	485,000	3,626,000
CITY HALL RENOVATIONS	45,000	0	0	0	0	0	0	45,000
COURTHOUSE	2,583,000	793,635	0	0	0	0	0	3,376,635
ENVIRONMENTAL COMPLIANCE	475,000	0	0	0	0	0	0	475,000
HUMAN SERVICES RENOVATION	345,000	0	575,740	0	0	0	0	920,740
FIRE STATION RENOVATIONS	50,000	527,000	226,500	226,500	226,500	226,500	0	1,483,000
FLORA KRAUSE CASEY CLINIC	80,626	0	0	0	0	0	0	80,626
HEALTH DEPARTMENT	7,296,726	3,000,000	519,893	0	0	0	0	10,816,619
405 CAMERON ST RENOVATION	325,000	0	0	0	0	0	0	325,000
IMPOUND LOT	10,000	0	0	0	0	0	5,000	15,000
PAYNE STREET CENTER	85,000	0	0	0	0	0	0	85,000
PUBLIC SAFETY CENTER	217,000	4,580,000	0	0	0	0	0	4,797,000
DETENTION CENTER (Jail)	149,800	169,400	0	0	0	0	0	319,200
UNION STATION	170,000	0	0	0	0	0	0	170,000
TRUCK WASH	565,000	0	0	0	0	0	0	565,000
ITS SERVER ROOM	0	184,250	0	0	0	0	0	184,250
PISTOL RANGE	0	0	0	0	0	0	377,850	377,850
T&ES WHEELER AVENUE	0	50,820	0	0	0	0	0	50,820
MH RESIDENTIAL FACILITIES	0	127,165	293,770	162,900	155,000	0	123,000	861,835
TORPEDO FACTORY REPAIRS	296,600	0	1,380,000	0	0	0	0	1,676,600
<b>TOTAL PROJECT</b>	<b>13,842,648</b>	<b>9,942,270</b>	<b>3,505,903</b>	<b>899,400</b>	<b>891,500</b>	<b>736,500</b>	<b>1,015,850</b>	<b>30,834,071</b>
<b>LESS REVENUES</b>	<b>176,000</b>	<b>0</b>	<b>0</b>	<b>0</b>	<b>0</b>	<b>0</b>	<b>377,850</b>	<b>553,850</b>
<b>NET CITY SHARE</b>	<b>13,666,648</b>	<b>9,942,270</b>	<b>3,505,903</b>	<b>899,400</b>	<b>891,500</b>	<b>736,500</b>	<b>638,000</b>	<b>30,280,221</b>

## CITY VISITOR CENTER

<u>Subtasks</u>	<u>Priority</u>	<u>Estimated Useful Life of Improvement</u>	<u>Project Manager</u>
Development of New Visitor Center	Desirable	40 years	Office of Management and Budget

**Project Summary:** This project funded in FY 2000 provides initial funds for the planning for the possible development of a new visitors center to be operated by the Alexandria Convention and Visitors Association, which would be in addition to or as a replacement of the Ramsay House, and for capital investment in tourism promotion.


The Alexandria Convention and Visitors Association is a membership-based organization consisting of the City government, the hospitality industry, retail businesses, restaurants, and other individuals and groups with an interest in the City's tourism and hospitality industries. The mission of the ACVA is to promote the facilities, restaurants, attractions, retail businesses and events of the City in order to maximize tax revenues and to share the unique heritage of the City with visitors.

**Project Description:** A total of \$374,000 in prior year unallocated monies at the time of CIP publication remained in the capital budget. The allocation of some of these funds is planned to occur in FY 2002 if City Council authorizes City staff to proceed with a consultant study related to feasibility, economic impact and location of the new Visitors Center.

### Change In Project From Prior Fiscal Years:

- There has been no change in the funding for this project to date.

TASK TITLE	UNALLOCATED PRIOR-FY	FY 2003 CURRENT	FY 2004 FY + 1	FY 2005 FY + 2	FY 2006 FY + 3	FY 2007 FY + 4	FY 2008 FY + 5	TOTAL
VISITOR CENTER/ TOURISM	374,000	0	0	0	0	0	0	374,000
TOTAL PROJECT	374,000	0	0	0	0	0	0	374,000
LESS REVENUES	0	0	0	0	0	0	0	0
NET CITY SHARE	374,000	0	0	0	0	0	0	374,000



# Public Safety

## NORTHERN VIRGINIA CRIMINAL JUSTICE ACADEMY DRIVER TRAINING TRACK

<u>Subtasks</u>	<u>Priority</u>	<u>Estimated Useful Life of Improvement</u>	<u>Project Manager</u>
Construction of Driver Training Facility	Very desirable	Not applicable at this time	Office of Management and Budget

Project Summary: This project provides CIP acknowledgment of the possible future construction of a replacement driver training facility for the Northern Virginia Criminal Justice Academy (NVCJA).

Project Description: The NVCJA provides training, including driver training, to more than 2,000 municipal law enforcement staff in Northern Virginia, including the Cities of Alexandria, Falls Church and Fairfax; the Counties of Arlington, Loudoun and Prince William; and Metro Transit and Airport Authority police. All sworn law enforcement officers in the State of Virginia are required to take driver training during basic training and in-service driver training is also offered.

NVCJA currently operates a driver training facility in Manassas on a lease from the Old Dominion Speedway. However, due to future plans of the ownership of the Speedway, Prince William County is proceeding with the development of a County police and fire training facility on an adjacent site, and the total infrastructure costs of the track will be shared between Prince William County and NVCJA. A nominal sum has been budgeted for the out years until construction cost estimates are available.

Project Costs to Date: The City has contributed \$39,366 for the acquisition of NVCJA property in Prince William County and \$38,067 towards a land use consultant. Each of these payments has been made from the City's operating budget. No capital project allocations or recent cost estimates for the NVCJA Driver Training Track have been made to date.

Impact on Operating Budget: Operating costs for the new driver training facility have yet to be determined and will be shared by member jurisdictions in proportion to the number of sworn Police/Sheriff staff on each participant's payroll.

### Change In Project From Prior Fiscal Years:

- There has been no change in the funding for this project.

# NORTHERN VIRGINIA CRIMINAL JUSTICE ACADEMY DRIVER TRAINING TRACK

TASK TITLE	UNALLOCATED PRIOR-FY	FY 2003 CURRENT	FY 2004 FY + 1	FY 2005 FY + 2	FY 2006 FY + 3	FY 2007 FY + 4	FY 2008 FY + 5	TOTAL
CONSTRUCTION	0	0	0	0	0	0	5,000	5,000
TOTAL PROJECT	0	0	0	0	0	0	5,000	5,000
LESS REVENUES	0	0	0	0	0	0	0	0
NET CITY SHARE	0	0	0	0	0	0	5,000	5,000

## PEUMANSEND CREEK REGIONAL JAIL

<u>Subtasks</u>	<u>Priority</u>	<u>Estimated Useful Life of Improvement</u>	<u>Project Manager</u>
Capital Contribution	Essential	40 years	Office of Management and Budget

**Project Summary:** The Peumansend Creek Regional Jail opened September 7, 1999 as a facility to house low-risk, non-violent inmates in a minimum security setting. The facility is located at Fort A.P. Hill, an Army base in Caroline County, Virginia approximately 50 miles south of Washington, D.C. In September 1994, City Council approved the Service Agreement establishing the financial and operational commitments of the member jurisdictions regarding the design, construction and operation of the jail. The Virginia local governments whose governing bodies have agreed to participate in the regional jail include the Cities of Alexandria and Richmond and the Counties of Arlington, Caroline, Loudoun and Prince William.

**Project Description:** During FY 1989, the Northern Virginia Chief Administrative Officers and Sheriffs' Task Force approved a feasibility study for constructing a regional minimum security facility to hold sentenced inmates from Alexandria and the Counties of Caroline, Fairfax, Arlington, Prince William and Loudoun. In April 1991, the U.S. Congress passed legislation that would provide for the transfer of 150 acres of land at Fort A. P. Hill to Caroline County for the regional jail. On March 10, 1992, City Council approved Alexandria's participation in this regional facility. In 1994, the U.S. Congress amended the legislation to extend the date to begin construction of the regional jail from April 1995 to April 1997. Although Fairfax County decided not to participate in the regional jail, the City of Richmond subsequently decided to join in this regional effort.

The City entered into an agreement in September 1994 with five other Virginia localities for the construction and operation of a 336 bed regional jail to be located at Fort A.P. Hill in Caroline County. The jail was constructed and is operated by the Peumansend Creek Regional Jail Authority, which was established in 1992. The City is a member of this Authority. The facility was built for approximately \$27 million with 50 percent of the funding to be reimbursed by the Commonwealth, and 50 percent from the six localities. Alexandria is allocated 50 beds, or approximately 15 percent of the 336 beds in the facility. The City's share of the capital cost of this facility is estimated at approximately \$3.2 million in capital and debt service costs over the 20-year period of debt (1997-2016). The Authority issued revenue bonds in the Spring of 1997.

The capital costs reflected in this project are the City's payments based on the actual bond issuance in March 1997. For FY 2003, the City has budgeted a debt service payment of \$182,220.

**Project Costs to Date:** Prior to the annual debt service payments that began in FY 1998, the City paid a total of \$74,018 for its share of planning and one-time capital contribution costs for this regional facility.

## PEUMANSEND CREEK REGIONAL JAIL


Estimated Impact on Operating Budget: In FY 2003, a total of \$479,533 is included in the operating budget (Other Public Safety and Justice Activities) for the City's share of operating budget costs.

Change In Project From Prior Fiscal Years:

- \$182,220 has been budgeted in FY 2003 for the City's annual debt service payment based on the actual bond issuance in March 1997.

TASK TITLE	UNALLOCATED PRIOR-FY	FY 2003 CURRENT	FY 2004 FY + 1	FY 2005 FY + 2	FY 2006 FY + 3	FY 2007 FY + 4	FY 2008 FY + 5	TOTAL
CONTRIBUTIONS	128,792	182,220	177,421	174,953	169,905	164,755	159,503	1,157,549
CONSTRUCTION	0	0	0	0	0	0	0	0
TOTAL PROJECT	128,792	182,220	177,421	174,953	169,905	164,755	159,503	1,157,549
LESS REVENUES	0	0	0	0	0	0	0	0
NET CITY SHARE	128,792	182,220	177,421	174,953	169,905	164,755	159,503	1,157,549





# Traffic Improvements and Rapid Transit

## TRAFFIC SIGNAL MAINTENANCE AND TRAFFIC CONTROL COMPUTER

<u>Subtasks</u>	<u>Priority</u>	<u>Estimated Useful Life of Improvement</u>	<u>Project Manager</u>
Traffic Signal Maintenance	Essential	10 - 15 years	T&ES
Traffic Control Computer	Essential	10 - 15 years	T&ES

**Project Summary:** This project provides for the maintenance and upgrade of the City's traffic control facilities in order to ensure traffic safety and to optimize traffic flow in the City. It also provides for the signalization of intersections that are currently passively controlled with stop or yield signs. In addition, this project provides for the replacement and upgrade of existing traffic control facilities, including the central traffic computer.

**Traffic Control Facilities:** The annual budget for the installation, replacement and/or upgrade of traffic signal equipment will be used to replace or improve equipment at intersections that require a high level of maintenance. Beginning in FY 2002, an additional \$425,000 was budgeted to further enhance pedestrian safety and replace or upgrade the existing traffic signal infrastructure and includes the following: \$30,000 per year for the installation of new pedestrian signal heads and the conversion of older style pedestrian signal heads at high pedestrian crossing locations; \$50,000 per year for the installation of internally illuminated way-finding signs on selected arterial roadways; \$250,000 per year for the redesign of selected school crossing access points to improve and enhance school and pedestrian safety; and \$95,000 per year for the replacement of mast arm poles and foundations, at a rate of seven or more per year, in the Old Town area of the City that have deteriorated due to age and exposure.

**Traffic Control Computer:** The Virginia Department of Transportation (VDOT) has placed a high priority on the need to upgrade traffic signal systems throughout Northern Virginia. The upgrades will provide greater reliability and flexibility for better management of traffic flow, both in peak and off-peak periods, and will contribute toward improving regional air quality. The Intermodal Surface Transportation Efficiency Act of 1991 (ISTEA) established special federal funding for programs that mitigate traffic congestion and improve air quality in non-attainment areas in the United States. Since the Washington metropolitan area is listed as a "serious" non-attainment area for ozone, these special federal funds are available to jurisdictions in the region. These funds are administered by the State. The U.S. Secretary of Transportation has identified traffic signal upgrading as an eligible project for funding. \$2,000,000 in prior year unallocated monies will be used to replace the traffic computer and traffic signal system, of which \$1.5 million is federally funded. This project will consist of two phases. Phase I, which includes the installation of the new traffic computer and traffic computer room upgrades is nearly complete and the new scope of work for Phase II is being prepared. Phase II, which is the interconnecting of intersections with traffic signals throughout the City to the new traffic computer and upgrading the existing twisted pair communications cable with fiber optic cable, will begin in FY 2002 and continue into FY 2004. An additional \$1.5 million in Federal Congestion Mitigation and Air Quality (CMAQ) funds has been budgeted in FY 2004 to complete Phase II and begin Phase III, which will make the signal system more traffic responsive. Phase III will include completing the installation of the fiber optic communications cable and the installation of video detection surveillance equipment.

## TRAFFIC SIGNAL MAINTENANCE AND TRAFFIC CONTROL COMPUTER

### Change In Project From Prior Fiscal Years:

- Annual funding, in the amount of \$850,000 per year has been extended to FY 2008; and
- \$1.5 million in Federal Congestion Mitigation and Air Quality (CMAQ) funding has been budgeted in FY 2004 for Phase II and III of the Traffic Control Computer upgrade.

TASK TITLE	UNALLOCATED PRIOR-FY	FY 2003 CURRENT	FY 2004 FY + 1	FY 2005 FY + 2	FY 2006 FY + 3	FY 2007 FY + 4	FY 2008 FY + 5	TOTAL
TRAFFIC CONTROL COMPUTER	2,000,000	0	1,500,000	0	0	0	0	3,500,000
FIXED EQUIPMENT REPLACEMENT	250,000	480,000	480,000	480,000	480,000	480,000	480,000	3,130,000
SIGNS/SIGNALS	0	370,000	370,000	370,000	370,000	370,000	370,000	2,220,000
TOTAL PROJECT	2,250,000	850,000	2,350,000	850,000	850,000	850,000	850,000	8,850,000
LESS REVENUES	1,500,000	0	1,500,000	0	0	0	0	3,000,000
NET CITY SHARE	750,000	850,000	850,000	850,000	850,000	850,000	850,000	5,850,000

## ALEXANDRIA TRANSIT CORPORATION (ATC) BUSES

<u>Subtasks</u>	<u>Priority</u>	<u>Estimated Useful Life of Improvement</u>	<u>Project Manager</u>
Bus Replacement	Essential	10 years	T&ES
Bus Shelters	Essential	20 years	T&ES
ADA Accessible Ramps and Loading Platforms	Essential	20 years	T&ES
DASH Land Acquisition	Essential	Permanent	T&ES

**Project Summary:** This project provides for the addition and replacement of buses to the DASH fleet, for capital maintenance needs at the DASH facility, and for the installation of bus shelters throughout the City. In addition, it provides for the acquisition of land for a new DASH facility. (Please refer to the operating budget document section on "Transit Subsidies" for additional information on transit funding.)

**Bus Replacement:** The DASH bus system was implemented in 1984 as a supplement to Metrobus service operating in the City. The original four DASH routes were operated with a fleet of 19 buses. In FY 1990, nine new buses were purchased to provide new DASH bus routes to improve bus connections in the Eisenhower Valley and to the Van Dorn Metrorail station. Additional buses have been purchased since FY 1992, bringing the total DASH fleet as of the end of FY 2001 to 49 buses. This project provides for the phased replacement of older buses so that new buses are available as vehicles reach their average useful life of approximately 12 years.

Four buses are scheduled for replacement in FY 2003 at a cost of \$1.2 million; and three buses are scheduled for replacement in each year in FY 2004, FY 2005, FY 2006 and FY 2007 at a cost of \$825,000 per year. The \$4.5 million purchase of these replacement buses will be partially funded by State Urban Funds (\$0.985 million) reallocated from the King Street Underpass project that was removed from the State's Six-Year Urban Transportation Program, approved by City Council on May 9, 2000. The \$3.537 million balance not funded with these reallocated State Urban Funds will need to have funding sources (such as a regional transportation sales tax) identified before replacements can occur.

**DASH Land Acquisition:** In FY 2000, City Council initially authorized staff to pursue the acquisition of a site for a new DASH facility to meet current and future system expansion needs. This was reaffirmed by City Council on January 22, 2002. Funding for the site is planned to be from reallocated State urban funds. A total of \$5.0 million in State funding is budgeted for DASH for land acquisition. Funding for a new DASH facility will be sought from State or other funding sources (such as a regional transportation sales tax).

## ALEXANDRIA TRANSIT CORPORATION (ATC) BUSES

Bus Shelters: This project also provides monies for the replacement of existing bus shelters at various locations throughout the City, and the construction of new bus shelters when new shelter sites are identified and approved by the City. Annual funding in the amount of \$20,000 per year has been extended through FY 2008.

ADA Accessible Ramps and Loading Platforms: \$10,000 per year beginning in FY 2003 is budgeted to provide funding to improve access for persons with disabilities to bus stops throughout the City. Monies will be used for the installation of passenger loading platforms at bus stop locations, or to modify sidewalks and access ramps at or near bus stop locations. These improvements will bring the bus stop locations up to Americans with Disabilities Act (ADA) guidelines and provide better access to and from bus stops along the public right-of-way. Most of these improvements are for locations along pedestrian pathways that lead to and from a number of public facilities as well as bus stops. The absence of access ramps and sidewalks along bus stop routes makes pedestrian travel for persons who use wheelchairs and other mobility aids difficult and dangerous. Also, without access ramps, it becomes increasingly difficult for elderly persons who have diminished ranges of mobility to negotiate curbs at street intersections. The absence of passenger boarding platforms at bus stops makes boarding and alighting from buses difficult and dangerous for persons who use wheelchairs and other mobility aids. It should be noted that on February 22, 2000, City Council approved the use of \$30,000 in Community Development Block Grant monies to provide funding to install access ramps, sidewalks, and concrete pads to make bus stops more accessible.

Project Costs to Date: The total amount allocated to date for this project is \$9,881,725 including \$3,877,309 allocated to purchase buses, and \$376,940 allocated for the land purchase and environmental assessment for a 1.5 acre DASH bus parking site. The costs associated with the land purchase and a portion of bus replacements budgeted in this CIP (FY 2003-FY 2008) are reimbursable from State Urban Funds.

### Change In Project From Prior Years:

- \$20,000 in annual funding for bus shelters has been extended through FY 2008;
- \$10,000 in annual funding to provide for the installation of passenger accessible ramps and loading platforms at bus stop locations has been extended to FY 2008; and
- \$2.25 million in State urban funds are included to partially fund the \$5.9 million in replacement of buses to FY 2007, and \$5.0 million in State urban funds are included to fund the purchase of land for a new DASH facility. This \$7.25 million in urban funds originated from the cancellation of the King Street Underpass project in FY 2000.
- \$3.537 million in additional outside State or regional transportation sales tax revenue will need to be identified to complete this funding plan in FY 2003 to FY 2007.

## ALEXANDRIA TRANSIT CORPORATION (ATC) BUSES

TASK TITLE	UNALLOCATED PRIOR-FY	FY 2003 CURRENT	FY 2004 FY + 1	FY 2005 FY + 2	FY 2006 FY + 3	FY 2007 FY + 4	FY 2008 FY + 5	TOTAL
BUSES	1,383,191	1,222,000	825,000	825,000	825,000	825,000	0	5,905,191
BUS SHELTERS	0	20,000	20,000	20,000	20,000	20,000	20,000	120,000
ADA ACCESSIBLE RAMPS AND LOADING PLATFORMS	0	10,000	10,000	10,000	10,000	10,000	10,000	60,000
SITE PURCHASE	5,000,000	0	0	0	0	0	0	5,000,000
TOTAL PROJECT	6,383,191	1,252,000	855,000	855,000	855,000	855,000	30,000	11,085,191
LESS REVENUES	6,265,000	1,222,000	825,000	825,000	825,000	825,000	0	10,787,000
NET CITY SHARE	118,191	30,000	30,000	30,000	30,000	30,000	30,000	298,191

## BUS & RAIL CAPITAL REPLACEMENT/IMPROVEMENT(WMATA CAPITAL)

<u>Subtasks</u>	<u>Priority</u>	<u>Estimated Useful Life of Improvement</u>	<u>Project Manager</u>
Capital Contribution	Essential	Not applicable	T&ES

The Washington Metropolitan Area Transit Authority (WMATA) CIP is divided into three sections: the Infrastructure Renewal Program (IRP), the System Access/Capacity Program (SAP), and the System Expansion Program (SEP).

- A. The Infrastructure Renewal Program (IRP) is the rehabilitation, replacement, and preventative maintenance of bus and rail infrastructure including rail stations, track and tunnels, buses, information technology, and related maintenance facilities. The Federal government is the primary funding source for the FY 2003 IRP. Contributions from the localities provide the second largest source of IRP funding. Jurisdictional shares of the overall local contribution are determined by the Inter-jurisdictional Funding Agreement (IFA) which expires at the end of FY 2003. Other sources of IRP funding include interest income and prior year funding carried forward in to FY 2003. Over the next six years the WMATA IRP totals \$1.9 billion with the federal government providing an estimated \$1.0 billion and the localities (the State of Maryland provides funding for the Maryland localities) providing \$893.1 million. For the City of Alexandria, the IRP obligation will total \$41.7 million for the six year period.

The FY 2002 CIP Approved by WMATA included a "ramp-up" in funding in the out years to address increased maintenance and replacement needs for the older components of the system. The ramp-up is budgeted at \$245.1 million in FY 2003 rising to \$435.0 million by FY 2008. The ramp-up will cause the amount of local funding required from the City of Alexandria to support the WMATA IRP to increase significantly over the life of the CIP. For the City this will mean a \$3.8 million share in FY 2003 that rises to \$11.5 million in FY 2008.

- B. The System Access/Capacity Program (SAP) is a set of projects designed to increase the ability of riders to access bus and rail and the capacity of the system to carry them. Projects fall into two categories: Reimbursable Projects and Core Capacity.
1. Reimbursable Projects are specific to jurisdictions and are funded entirely by the jurisdictions in which they are located. Examples include rail station redesigns, canopies, and parking structures to enhance rider accessibility. The King Street Metro Station platform extension previously funded and now in the engineering and design stage is an example of this type of project. There are no new reimbursable SAP projects scheduled for Alexandria in the life of this CIP.



2. Core Capacity refers to projects, which are currently being considered but not yet approved by the WMATA Board of Directors, to address overcrowding during peak periods within the Metrorail system. They are included in the WMATA Proposed CIP as unfunded projects and include the purchase of additional rail cars for 8-car trains, expanded bus service, station capacity improvements, new maintenance yards and shops, and construction of additional rail tracks and tunnels for line reconfiguration and inter-connections. The estimated cost of the Core Capacity project is \$1.8 billion. Funding for these projects has not yet been identified. The City's total financial obligations to support the WMATA CIP (usually about 4.6 percent per year of the WMATA CIP) will increase significantly if the Core Capacity projects are implemented as proposed.

C. The System Expansion Program (SEP) is the capital plan for extending bus and rail service beyond the original 103 mile system. SEP projects are funded by the jurisdictions in which they are located, however the costs of operations, once in service, are shared by all jurisdictions. SEP projects planned for this CIP include preliminary engineering and study of Dulles Corridor transit options in Fairfax County, Virginia, construction of a Blue Line extension to Largo, Maryland, and construction of the New York Avenue Station in the District of Columbia. There are no SEP projects planned for Alexandria in the life of this CIP.

City Funding Plan (FY 2003 to FY 2008)

- The total City obligation to WMATA for the IRP in the FY 2003 to FY 2008 time period is \$41.7 million.
- As required by State law, the City must pay from local funds a minimum of \$950,000 per year under "maintenance of effort" requirements. Over the six-year period this will total \$5.7 million.
- The following revenue stream will be needed to keep the City's annual payments at \$950,000 per year:

\$ 0.700 m	NVTD bonds
13.750m	Reallocated Urban Funds from the cancelled King Street Underpass project
<u>21.500m</u>	Funds to be identified by FY 2006
\$ 35.950m	TOTAL

- The \$21.500 million in funds that need to be identified underlines the importance of obtaining new transportation funding sources or authority from the State. A regional sales tax for transportation is a mechanism by which this increasing City share can be funded without placing an undue burden on the City's operating budget and tax rates.
- The to-be-funded Core Capacity and System Expansion Program (SEP) also points to the need for the federal government, as the largest employer in the region and for national security reasons (i.e. system redundancies and flexibility in the event of a terrorist incident), to fund a major portion of the Core Capacity and SEP programs. These enormous future WMATA capital programs also reinforce the City's need to identify new transportation funding sources for the future.

## BUS & RAIL CAPITAL REPLACEMENT/IMPROVEMENT(WMATA CAPITAL)

TASK TITLE	UNALLOCATED PRIOR-FY	FY 2003 CURRENT	FY 2004 FY + 1	FY 2005 FY + 2	FY 2006 FY + 3	FY 2007 FY + 4	FY 2008 FY + 5	TOTAL
BUS/RAIL CAPITAL	0	3,750,000	4,500,000	5,400,000	7,000,000	9,500,000	11,500,000	41,650,000
TOTAL PROJECT	0	3,750,000	4,500,000	5,400,000	7,000,000	9,500,000	11,500,000	41,650,000
LESS REVENUES	0	2,800,000	3,550,000	4,450,000	6,050,000	8,550,000	10,550,000	35,950,000
NET CITY SHARE	0	950,000	950,000	950,000	950,000	950,000	950,000	5,700,000

## RAIL RAPID TRANSIT (103 MILE RAIL SYSTEM COMPLETION)

<u>Subtasks</u>	<u>Priority</u>	<u>Estimated Useful Life of Improvement</u>	<u>Project Manager</u>
Capital Contribution Agreement	Essential	Not applicable	T&ES

Project Summary: Alexandria is a member of the regional Washington Metropolitan Area Transit Authority (WMATA) and has entered into several contracts to provide local contributions to WMATA to match federal grants for system construction. The most recent contract (ICCA-V), which was approved by City Council on January 25, 1992, provides for the completion of the final 13.5 miles of a 103-mile Metrorail system. (Please refer to the operating budget document section on "Transit Subsidies" for additional information on transit funding.)

Project Description: Since 1970, the Interim Capital Contributions Agreements (ICCA) have assigned the scheduling of projects and the local funding match required to construct the 103-mile Metrorail Adopted Regional System. The Fifth Interim Capital Contributions Agreement (ICCA-V) became necessary when Congress approved a \$1.3 billion federal contribution for Metrorail construction to be matched with \$800 million in local funds. In July 1991, WMATA approved a fast track program designed to complete construction of the final four operating segments of Metrorail (Franconia-Springfield, Glenmont, Mid-City Line and Branch Avenue) within the authorized funding level, leaving the Branch Avenue Yard and additional rail cars as the only portions of the program that are yet to be funded. WMATA's "fast track" construction schedule allowed for the completion of the 103-mile system in FY 2001. This program is based on federal appropriations reaching \$200 million annually during most of the eight-year life of the Congressional legislation that authorizes the Metrorail construction.


Under the ICCA-V agreement, the City committed to funding requirements totaling \$21.0 million to complete the final 13.5 miles of the 103-mile Metrorail system, subject to annual appropriations by City Council. The Local Funding Agreement (LFA), between the City and WMATA, which was approved by City Council in June 1992, outlines the annual cash outlays required to match anticipated construction expenditures. The LFA extends the cash outlay requirements until FY 2002. While the ICCA-V agreement establishes the basic rail construction schedule and specifies the annual levels of funding that the jurisdictions must obligate to match the expected federal grant, the LFA specifies the annual cash outlays required to match anticipated expenditures. The estimates of the City's share of rail construction costs below reflect the anticipated cash outlay requirements under the current construction schedule. The cash outlay requirements provide a better budget estimate than the funding commitments because cash outlays are based on actual construction costs and the timing of the construction contracts. One unknown at this point in time will be the cost or credit that the City may have in the future when there is a settling-up of the local share costs for the 103-mile system.

### Change In Project From Prior Fiscal Years:

- There has been no change in this project.

# RAIL RAPID TRANSIT (103 MILE RAIL SYSTEM COMPLETION)


TASK TITLE	UNALLOCATED PRIOR-FY	FY 2003 CURRENT	FY 2004 FY + 1	FY 2005 FY + 2	FY 2006 FY + 3	FY 2007 FY + 4	FY 2008 FY + 5	TOTAL
CONTRIBUTIONS	1,045,520	0	0	0	0	0	0	1,045,520
TOTAL PROJECT	1,045,520	0	0	0	0	0	0	1,045,520
LESS REVENUES	0	0	0	0	0	0	0	0
NET CITY SHARE	1,045,520	0	0	0	0	0	0	1,045,520



# Streets and Bridges

## STREETS AND BRIDGES

Potomac Yard Road/Bridge Improvements	Monroe Avenue Bridge/Route 1
Bridge Repairs and Maintenance	City-wide
Cameron Run Flood Control Tunnels	Cameron Run at CSX Tracks
King and Beauregard	Intersection of King and Beauregard Streets
King Street Metro Station Area	King Street at Diagonal Road
Mill Road Realignment	Mill Road
Sidewalk, Curb and Gutter Program	City-wide
Street and Pedestrian Improvements	City-wide
Undergrounding of Utilities/Street Lighting	City-wide
King Street/Bradlee Improvements	Intersection of King Street, Quaker Lane, and Braddock Road
Van Dorn Street Safety Improvements	Van Dorn Street between Edsall Road and South Pickett Street
North East Traffic Management Plan	Powhatan Street between Washington Street and Slaters Lane





## POTOMAC YARD ROAD AND BRIDGE IMPROVEMENTS

<u>Subtasks</u>	<u>Priority</u>	<u>Estimated Useful Life of Improvement</u>	<u>Project Manager</u>
Potomac Yard Road Improvements	Essential	Permanent	T&ES

Project Summary: This project provides for improved automobile access, vehicle and pedestrian safety, and tasks to enhance the visual character of the Potomac Yard area, consistent with the Alternative Concept Plan conditions approved by City Council on September 8, 1999, when City Council approved the development plan for Potomac Yard.

Project Description: On September 8, 1999, City Council approved the Alternative Concept Plan for the Potomac Yard Development which provides for the straightening of the Monroe Avenue bridge, the construction of the new Potomac Yard "spine" road and the realignment of the Monroe Avenue access to Route 1 and Potomac Yard.

When City Council approved the development plan for Potomac Yard, as part of the deliberations, Council expressed its support for a traffic improvement plan that would entail straightening the bridge. The 2000 General Assembly adopted compromise legislation in transportation funding that authorizes (but left actual funding to be determined) \$14.0 million for the Monroe Avenue bridge relocation. The developer has submitted detailed construction plans and cost estimates for alternate plans to connect the new "spine road" (Potomac Avenue) with Route 1. The City is reviewing the alternate construction plans, cost estimates, and revenue sources in order to determine by Fall 2002 whether it will assume responsibility for the difference in cost to straighten the bridge.

A total of \$17.359 million has been budgeted in this CIP for these improvements of Potomac Avenue and the relocation of the Monroe Avenue Bridge. \$17.012 million, or 98 percent of the project costs will be State funded, with a City share of \$0.347 million, or two percent.

### Change In Project From Prior Fiscal Years:

- There has been no change in the funding for this project.

# POTOMAC YARD ROAD AND BRIDGE IMPROVEMENTS

TASK TITLE	UNALLOCATED PRIOR-FY	FY 2003 CURRENT	FY 2004 FY + 1	FY 2005 FY + 2	FY 2006 FY + 3	FY 2007 FY + 4	FY 2008 FY + 5	TOTAL
ROADWAY IMPROVEMENTS	7,823,000	3,344,000	3,963,000	2,229,500	0	0	0	17,359,500
LESS REVENUES	7,666,540	3,277,120	3,839,640	2,229,500	0	0	0	17,012,800
NET CITY SHARE	156,460	66,880	123,360	0	0	0	0	346,700

## BRIDGE REPAIRS AND MAINTENANCE

<u>Subtasks</u>	<u>Priority</u>	<u>Estimated Useful Life of Improvement</u>	<u>Project Manager</u>
Bridge Repairs	Essential	15 years	T&ES
Cameron Run Flood Tunnels	Essential	25 years	T&ES

Project Summary: This project provides funding for the maintenance, repair, painting of steel structures, joint sealing, bearing repairs and rehabilitation of bridge decks and structures. The rehabilitation of the Cameron Run flood tunnels is also included in this project.

Bridge Repairs: The City conducts a federally mandated bridge inspection program for in-service bridges and designates safety ratings to the bridges inspected. All bridges in the City are inspected at a minimum of every two years and the results are reported to the State. Industry standards indicate that bridges need to be repainted every 10 to 15 years, while bridge deck reconstruction and rehabilitation may be required every 20 to 25 years. The average age of the City's 28 bridges is 30 years. Signs of deck spalling and cracking are appearing on some bridges, exposing the reinforcing steel. Corrective measures are being taken to forestall the loss of structural integrity before significant deterioration occurs. Bearing repairs, joint sealing, structural and deck rehabilitation work on Telegraph Road bridges over the CSX Railroad and Duke Street are a top priority. Annual funding, in the amount of \$250,000 has been extended to FY 2008.

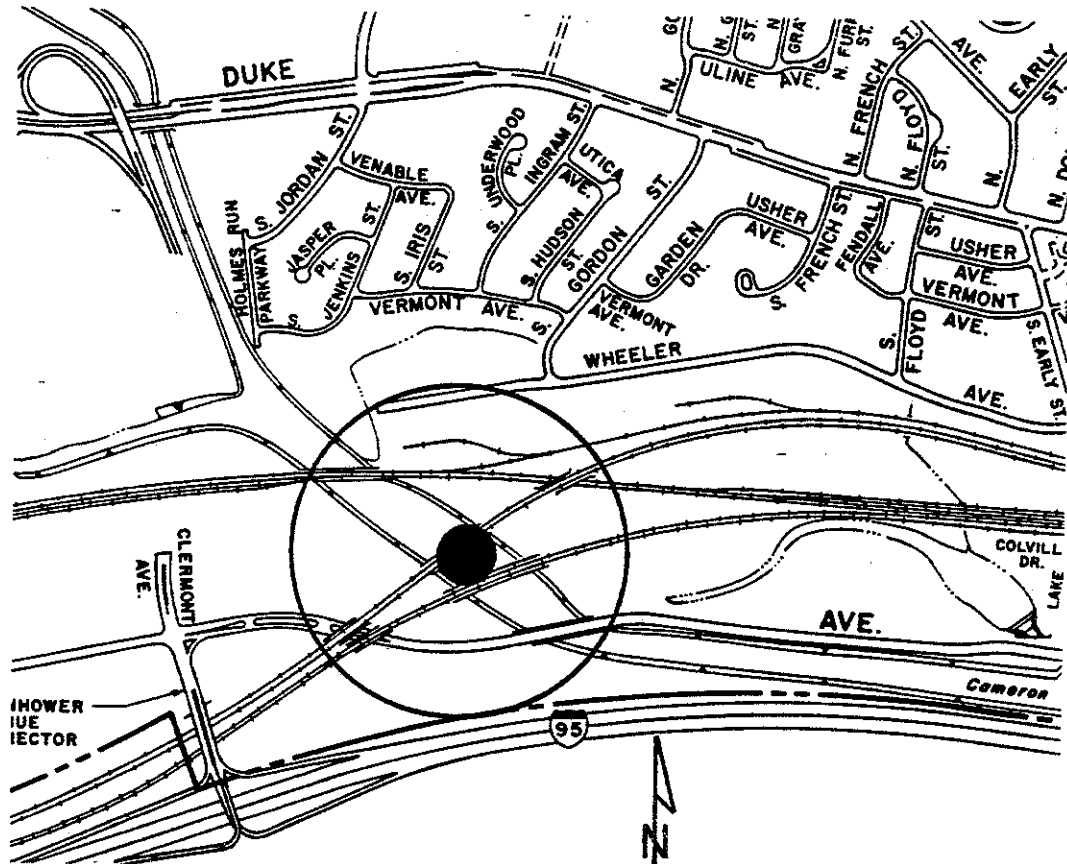
Cameron Run Flood Control Tunnels: In FY 1977, seven tunnels were built, each of which was 20 feet in diameter, as part of the Cameron Run Flood Control Project, using corrugated galvanized steel liner plates. This type of construction, especially without the use of reinforcing rings, requires considerable maintenance and repair work every 20 to 25 years. During a 1994 inspection, it was found that some deterioration and significant reversal of curvature occurred in tunnels 2, 6, and 7. In the remaining four tunnels, similar problems were also detected, but only at a preliminary stage. Accordingly, monies were budgeted in FY 1996 through FY 1998 to address the critical public safety need to repair these tunnels, given that tunnels 2, 6, and 7 were temporarily supported by timber poles. During FY 1998, further analysis of the structural integrity of the tunnels revealed greater deterioration. As a result, six of the seven tunnels had to be supported by timber poles. In September 1999, \$3,302,000 was allocated for repair and construction work needed to correct the structural integrity of the flood tunnels. The engineering firm of Dr. G. Sauer Corporation was hired to evaluate the condition of the tunnels, design the method by which rehabilitation would be conducted, and be the project manager overseeing the necessary repairs. Construction began in early 2000. Due to the complexity of the rehabilitation design and sensitivity of the project for safety due to the active railroad that runs over the tunnels, Dr. Sauer Corporation was retained to supervise and manage the construction. During construction, a comprehensive monitoring and inspection program was followed to stay within the tolerances of settlement imposed by CSX. In order to be within these tolerances, the design was reviewed and modified as the construction proceeded. The rehabilitation and construction process was completed in May 2001. A special documented monitoring program will be conducted for one year to ensure that no settlement of the track bed has resulted from the construction and to ensure the safety of the railroad.

# BRIDGE REPAIRS AND MAINTENANCE

## Change In Project From Prior Fiscal Years:

- Annual funding for bridge painting and repair in the amount of \$250,000 per year has been extended to FY 2008.
- \$189,678 in prior year unallocated monies was transferred from the Cameron Run Flood Control Tunnels project to the Mill Road Realignment project to complete Phase I.

TASK TITLE	UNALLOCATED PRIOR-FY	FY 2003 CURRENT	FY 2004 FY + 1	FY 2005 FY + 2	FY 2006 FY + 3	FY 2007 FY + 4	FY 2008 FY + 5	TOTAL
BRIDGE PAINTING/ REPAIR	725,000	250,000	250,000	250,000	250,000	250,000	250,000	2,225,000
CONSTRUCTION/ TUNNELS	210,322	0	0	0	0	0	0	210,322
<b>TOTAL PROJECT</b>	<b>935,322</b>	<b>250,000</b>	<b>250,000</b>	<b>250,000</b>	<b>250,000</b>	<b>250,000</b>	<b>250,000</b>	<b>2,435,322</b>
LESS REVENUES	0	0	0	0	0	0	0	0
<b>NET CITY SHARE</b>	<b>935,322</b>	<b>250,000</b>	<b>250,000</b>	<b>250,000</b>	<b>250,000</b>	<b>250,000</b>	<b>250,000</b>	<b>2,435,322</b>



## KING AND BEAUREGARD INTERSECTION IMPROVEMENTS

<u>Subtasks</u>	<u>Priority</u>	<u>Estimated Useful Life of Improvement</u>	<u>Project Manager</u>
Traffic Flow Improvements	Essential	50 years	T&ES

---

Project Summary: This project provides for traffic flow improvements at King Street and Beauregard Street.

Project Description: Regional growth and development of the King Street corridor, particularly in Fairfax County, has resulted in increased traffic congestion at the intersection of King and Beauregard Streets. The State conducted a comprehensive transportation study of the Beauregard Street Corridor from Little River Turnpike (Fairfax County) to Arlington Mill Road (Arlington County). The findings and recommendations of the study were presented by the Virginia Department of Transportation (VDOT) staff to the City's Beauregard Street Corridor Task Force in November 1995. The Task Force, made up of representatives of Alexandria, Fairfax County, and Arlington County reviewed the findings and reached consensus that a six-lane, grade-separated alternative for the intersection should be the selected design option.

In June 1997 (based on concerns expressed by Fairlington residents and the Arlington County Board), the Commonwealth Transportation Board directed the VDOT staff to postpone the detailed design of the project until an updated traffic analysis was conducted to verify the need for the selected alternative. VDOT engaged the consultant firm of Michael Baker and Associates in December 1998 to perform this traffic analysis update. In 1999, VDOT put this project on hold at the request of the City until discussions among VDOT, Arlington County, and the City can occur. Over the past year, the City and Arlington County staff have met with VDOT to examine at-grade potential solutions to the traffic problems associated with this intersection. VDOT commenced a study to examine redesign alternatives for this intersection during fall/winter 2000-2001. VDOT has submitted preliminary concept information to the City and will coordinate with City staff and Arlington County staff to move forward with this project. The total project funds set aside and to date are \$28.9 million, and a City share of \$595,720.

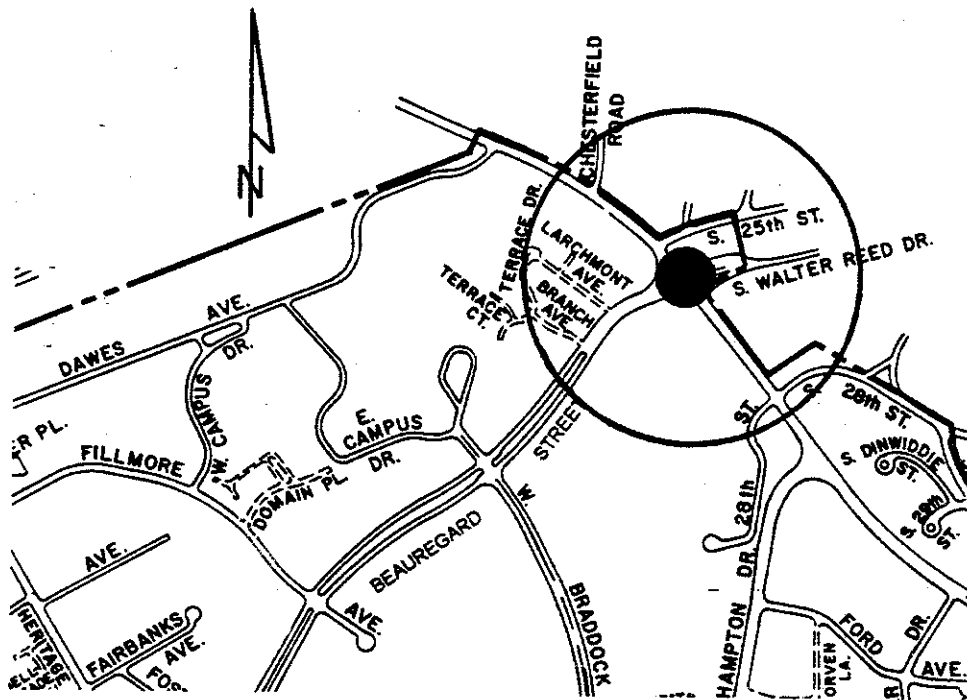
Project Costs to Date: The total allocated to date for the King and Beauregard Grade Separation is \$44,600.

Change In Project From Prior Fiscal Years:

- There has been no change in funding for this project.

# KING AND BEAUREGARD INTERSECTION IMPROVEMENTS

TASK TITLE	UNALLOCATED PRIOR-FY	FY 2003 CURRENT	FY 2004 FY + 1	FY 2005 FY + 2	FY 2006 FY + 3	FY 2007 FY + 4	FY 2008 FY + 5	TOTAL
CONSTRUCTION	28,908,000	0	0	0	0	0	0	28,908,000
TOTAL PROJECT	28,908,000	0	0	0	0	0	0	28,908,000
LESS REVENUE	28,312,280	0	0	0	0	0	0	28,312,280
NET CITY SHARE	595,720	0	0	0	0	0	0	595,720



## KING STREET METRO STATION AREA

<u>Subtasks</u>	<u>Priority</u>	<u>Estimated Useful Life of Improvement</u>	<u>Project Manager</u>
King Street Underpass Widening	Under review	50 years	T&ES
Metro Station Area Improvements	Essential	50 years	T&ES
Commuter/ Pedestrian Connections	Essential	50 years	T&ES

Project Summary: The King Street Metro Station Area capital project is intended to: (1) improve bus and pedestrian access to the Metrorail Station; (2) reduce traffic and parking impacts on adjacent areas; (3) provide public open space; and (4) encourage quality development adjacent to the station, in conformance with the City's Master Plan. These improvements, which are detailed in the King Street Station Area Plan that was adopted by City Council in June 1978, include the provision of parking, traffic circulation plans, and a variety of park and streetscape projects.

The timing of these public improvements is dependent on the pace and character of development in the King Street Station area. Staff coordinates with the King Street Task Force, which is comprised of area developers, property owners and retailers, to determine how the timing of public improvements can best be integrated with private development plans. This coordination effort seeks to ensure that public expenditures are matched with private development commitments.

King Street Underpass Widening: This subtask was removed from the State Six Year Urban Program in FY 2002 and the Urban Program funds, in the amount of \$24 million, were reallocated to purchase land for a new Alexandria Transit Corporation (DASH) facility; to assist in the financing of the King Street Metrorail Station area capital improvements; and to assist in the payment of transit capital expenses of the Washington Metropolitan Area Transit Authority's (WMATA) Capital and City DASH Bus Replacement Programs. This project was canceled due to the severe impacts this construction would have on the adjacent neighborhoods, the limited benefits bridge reconstruction would have for the City and higher priority transportation projects in the City.

## KING STREET METRO STATION AREA

King Street Metro Station Area Improvements: The City anticipates receiving federal grant funding in the amount of \$200,000 to extend the Union Station renovation project to include the upgrade of adjacent crosswalks, landscaping and sidewalks. Street improvements, curb and gutter work, and other infrastructure and public space improvements are also included in this project, in accordance with the City's funding commitment to the King Street Task Force. \$3,000,000 in State Urban Funds was reallocated from the Underpass project to the Area Improvements project. In addition, \$75,618 in City Share and \$128,855 in unallocated prior year monies was reprogrammed from the Underpass project. With these reallocated funds, there is now \$405,073 available in prior year unallocated monies to provide funding for King Street Station Area Improvements.

Commuter Pedestrian Connections: The Washington Metropolitan Area Transit Authority (WMATA) has completed the King Street Pedestrian Study and, in conjunction with the King Street Task Force, has developed a list of proposed improvement projects for the King Street station area. Options under consideration include: design and construction of a second entrance at the north end of the Metrorail Station at King Street/Cameron Street/Commonwealth Avenue or other access; station platform extension to Commonwealth Avenue; sidewalk and sign enhancements; crosswalk reconfiguration; bus stop relocation; pedestrian tunnels; and the King Street entrance to the Metro station. In June 1999, City Council prioritized improvement projects under consideration for the King Street Station area and approved an implementation schedule. Total project costs through FY 2008 are budgeted at \$12.2 million. To fund the project, the City has received federal appropriations (totaling \$2.0 million), State bond funding of \$9.0 million, and accumulated an additional \$585,000 in State Urban Funds designated for pedestrian improvements at King Street Station. The total City share of this project is \$629,912.

Project Costs to Date: The total allocated to date for the King Street Metro Station Area is \$6,051,994.

### Change in Project from Prior Fiscal Years:

- There has been no change in the funding for this project.

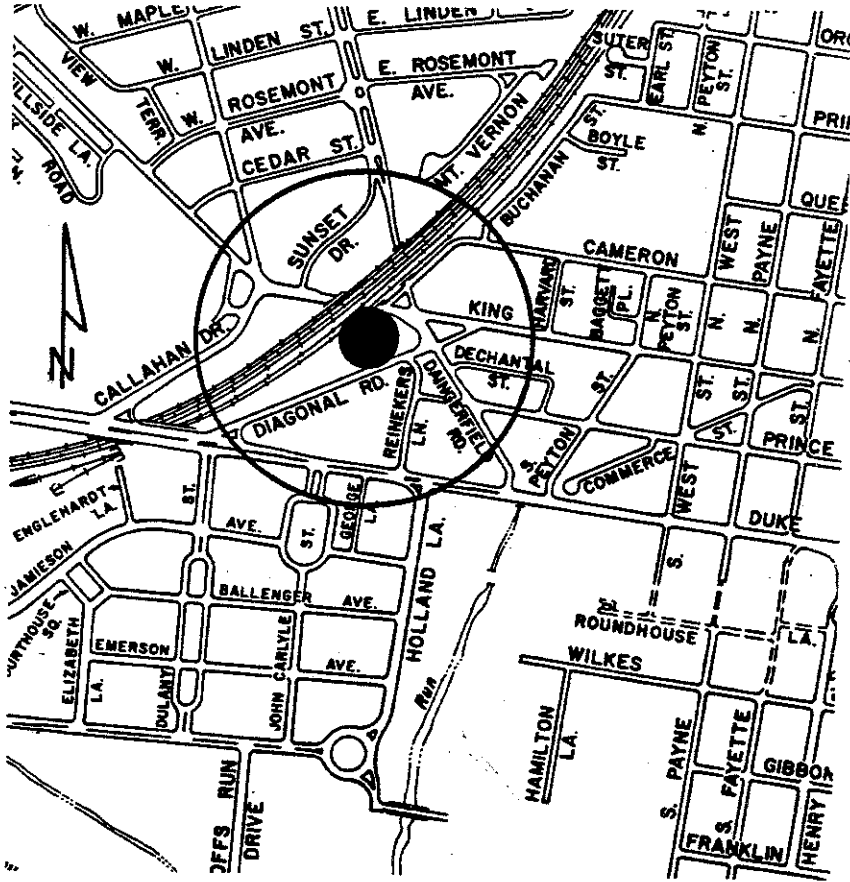


# KING STREET METRO STATION AREA

TASK TITLE	UNALLOCATED PRIOR -FY	FY2003 CURRENT	FY2004 FY+1	FY2005 FY+2	FY2006 FY+3	FY2007 FY+4	FY2008 FY+5	TOTAL
AREA IMPROVEMENTS	3,605,073	0	0	0	0	0	0	3,605,073
TOTAL PROJECT	3,605,073	0	0	0	0	0	0	3,605,073
LESS REVENUES	3,200,000	0	0	0	0	0	0	3,200,000
NET CITY SHARE	405,073	0	0	0	0	0	0	405,073

TASK TITLE	UNALLOCATED PRIOR -FY	FY2003 CURRENT	FY2004 FY+1	FY2005 FY+2	FY2006 FY+3	FY2007 FY+4	FY2008 FY+5	TOTAL
COMMUTER/ PEDESTRIAN CONNECTIONS	4,037,000	3,575,000	4,600,000	0	0	0	0	12,212,000
TOTAL PROJECT	4,037,000	3,575,000	4,600,000	0	0	0	0	12,212,000
LESS REVENUES	3,682,088	3,300,000	4,600,000	0	0	0	0	11,582,088
NET CITY SHARE	354,912	275,000	0	0	0	0	0	629,912

# KING STREET METRO STATION AREA



## MILL ROAD REALIGNMENT

<u>Subtasks</u>	<u>Priority</u>	<u>Estimated Useful Life of Improvement</u>	<u>Project Manager</u>
Phase I Realignment	Essential	25 years	T&ES
Phase II Extension	Essential	25 years	T&ES

Project Summary: The realignment of Mill Road will be funded under the Virginia Department of Transportation (VDOT) Urban System Improvement Program and the City is responsible for two percent of the project cost for the road construction and 51 percent of all related utility undergrounding. In addition, the City has received a developer contribution for 32 percent of the overall project costs. This project is being undertaken to remove hazardous curves from a portion of the roadway and to extend the roadway to Eisenhower Avenue.

Phase I Realignment: The existing Mill Road, from approximately Roberts Lane on the east to the Telegraph Road Overpass on the west, will be realigned to remove hazardous curves from the roadway. Construction is scheduled to begin in September 2002 and be completed by Spring 2003.

Since initial estimates in the early 1990's, the total cost of the project has been revised upward by \$2.0 million to \$3,888,979. This increase is partially attributable to extensive utility relocation work that is required, including the normal and alternate underground power circuits that service the Washington Metropolitan Area Transit Authority (WMATA) rail system. Funding is also required to purchase property from WMATA to accommodate the relocation based on a recent appraisal of the property performed for this purpose.

Some of the additional funding to complete Phase I, in the amount of \$1,840,474, will derive from State Urban Funds previously earmarked to the City but not previously allocated for a specific project. In addition, Hoffman Development will contribute \$798,638, and the utility companies will contribute a total of \$155,954. The City will contribute \$628,113, which will be funded through the allocation of \$25,000 in City share remaining in this project, \$413,435 from dormant or inactive T&ES capital accounts that have had no activity for three or more years and the transfer of \$189,678 in unallocated monies from the completed Cameron Run Flood Control Tunnels project. A total of \$3,423,175 was allocated in January 2002 for Phase I.

The City's share of this State funded project is greater than two percent because the City is responsible for costs not normally funded by the State such as the cost of undergrounding existing overhead utilities. This project is included in the small area plan for this location and is necessary to provide safety improvements needed to accommodate the increase in development in the Eisenhower Valley, as well as for the U.S. Patent and Trademark Office now under construction. Construction on Phase I is scheduled to begin in September 2002.

Phase II Extension: This portion of the project extends Mill Road west from the Telegraph Road overpass to Eisenhower Avenue, beyond the new Department of Motor Vehicles (DMV) center. The study and design for Phase II is currently underway and will be completed in FY 2003. Construction is scheduled to be completed in FY 2004. The cost of Phase II is estimated to be \$5.0 million, of which the State will pay 98 percent, or \$4.9 million, and the City will pay 2 percent, or \$100,000.

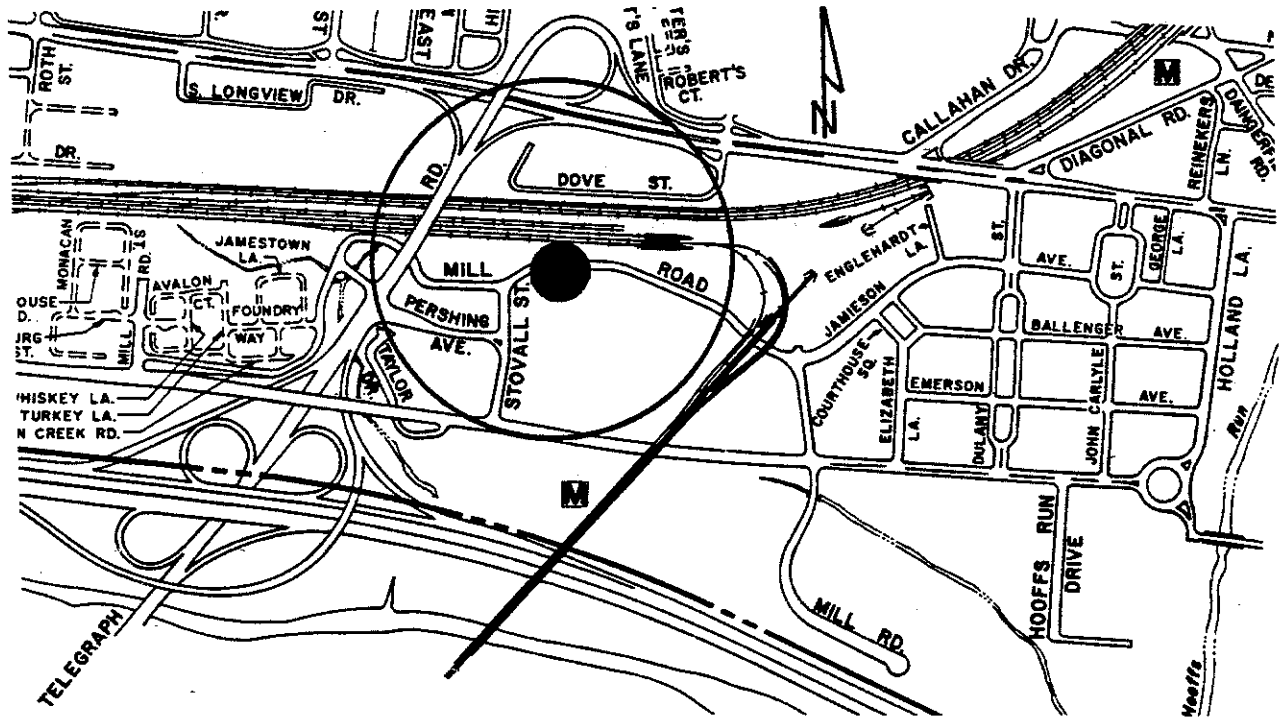
# MILL ROAD REALIGNMENT


## Change In Project From Prior Fiscal Years:

- The cost of Phase I has increased to \$3,888,979, with a City share of \$628,113;
- \$100,000 has been budgeted in FY 2003 for the study and design of the Phase II extension;
- \$5.0 million has been budgeted in FY 2004 for the Phase II extension project (\$4.9 million in federal funds and \$100,000 in City share).

TASK TITLE	UNALLOCATED PRIOR-FY	FY 2003 CURRENT	FY 2004 FY + 1	FY 2005 FY + 2	FY 2006 FY + 3	FY 2007 FY + 4	FY 2008 FY + 5	TOTAL
CONSTRUCTION	0	100,000	5,000,000	0	0	0	0	5,100,000
TOTAL PROJECT	0	100,000	5,000,000	0	0	0	0	5,100,000
LESS REVENUES	0	0	4,900,000	0	0	0	0	4,900,000
NET CITY SHARE	0	100,000	100,000	0	0	0	0	200,000

# MILL ROAD REALIGNMENT





## SIDEWALK, CURB AND GUTTER PROGRAM

<u>Subtasks</u>	<u>Priority</u>	<u>Estimated Useful Life of Improvement</u>	<u>Project Manager</u>
Construction and Repair of Sidewalks, Curbs and Gutters	Very desirable	25 years	T&ES

---

Project Summary: This project provides funding for the replacement, construction, and repair of miscellaneous sidewalks, curbs, gutters, crosswalks and access ramps throughout the City. This project, combined as appropriate with the Street and Pedestrian Improvements project, also provides for pedestrian improvements as intersections or areas are identified.

Project Description: In 1970, City Council adopted a policy for constructing sidewalks, on a priority basis, on at least one side of streets that are within 1,000 feet of schools and along major arterial roadways. Under this arrangement, the City pays a portion of the cost for sidewalk construction previously borne entirely by property owners. This project provides for the City's share of these costs. When sidewalks are requested by property owners, the City generally pays 50 percent of the cost for front sidewalks and 75 percent of the cost for side or back sidewalks. An additional \$100,000 was budgeted in FY 2002 for crosswalk rehabilitation and upgrading.

### Change In Project From Prior Fiscal Years:

- Annual funding for this project, in the amount of \$100,000, has been extended to FY 2008.

# SIDEWALK, CURB AND GUTTER PROGRAM

TASK TITLE	UNALLOCATED PRIOR-FY	FY 2003 CURRENT	FY 2004 FY + 1	FY 2005 FY + 2	FY 2006 FY + 3	FY 2007 FY + 4	FY 2008 FY + 5	TOTAL
CONSTRUCTION	500,000	100,000	100,000	100,000	100,000	100,000	100,000	1,100,000
TOTAL PROJECT	500,000	100,000	100,000	100,000	100,000	100,000	100,000	1,100,000
LESS REVENUES	0	0	0	0	0	- 0	0	0
NET CITY SHARE	500,000	100,000	100,000	100,000	100,000	100,000	100,000	1,100,000



## STREET AND PEDESTRIAN IMPROVEMENTS

<u>Subtasks</u>	<u>Priority</u>	<u>Estimated Useful Life of Improvement</u>	<u>Project Manager</u>
Street Reconstructions	Very desirable	25 years	T&ES
King/Bradlee	Very desirable	25 years	T&ES
Van Dorn Street	Very desirable	25 years	T&ES
Northeast Traffic Plan	Very desirable	25 years	T&ES
Braddock Road	Very desirable	25 years	T&ES
Duke Street	Very desirable	25 years	T&ES
Traffic Calming	Very desirable	25 years	T&ES
King St/Quaker Ln/ Braddock Rd Intersection	Very desirable	25 years	T&ES
Slater's Lane	Very desirable	25 years	T&ES
Traffic Survey Response	Very desirable	25 years	T&ES
Parking Meter Replacement	Very desirable	10-15 years	T&ES

**Project Summary:** This project provides for reconstruction and rehabilitation of residential streets, extension of streets in conjunction with commercial development, other street extensions and widenings, and traffic and pedestrian safety improvements at locations throughout the City. Specific street reconstruction or extensions that are a one-year term are also included in this project.

**Street Reconstructions:** This project supports miscellaneous street reconstruction and rehabilitation projects and streetscaping throughout the City, including street reconstructions and road improvements in the West End of the City. The following streets have been identified for reconstruction in this six year plan:

- Birch Street (Russell Road to Holly Street) \$50,000 in FY 2003;
- MacArthur Road (Russell Road to Holly Street), \$50,000 in FY 2003;
- North Frost Street (North Frazier Street to Lawrence Avenue), \$25,000 in FY 2003;
- Lawrence Avenue (cul-de-sac to dead end), \$150,000 in FY 2004;

## STREET AND PEDESTRIAN IMPROVEMENTS

- Tennessee Avenue Phase II (Gresham to Martha Custis Drive), an additional \$250,000 has been budgeted in FY 2003 to repair the street base failure and additional related stabilization and drainage elements;
- \$150,000 has been budgeted in FY 2003 for enhancing the infrastructure, including streets, sanitary and storm sewers, and storm management in public right-of-ways to meet the needs of small developers including City projects; and
- Funding had also been approved for street reconstruction in locations where sanitary sewer replacement projects are planned. Funding includes \$50,000 in prior year unallocated monies; \$50,000 in FY 2003; and \$150,000 each year from FY 2004 to FY 2008.

The CIP also includes \$236,000 in unallocated monies for West End street improvements, plus \$100,000 in FY 2005 and FY 2007 to ensure the safety of the City's road infrastructure.

While these projects have been identified as needing reconstruction, other projects may be added or substituted as identified.

North East Traffic Management Plan: Changes to traffic islands and medians are planned on Powhatan Street between Washington Street and Slater's Lane. This work will be performed in response to concerns expressed by the North East Civic Association regarding commuter traffic in the neighborhood. \$165,000 in unallocated prior year monies remains for this project.

King Street at Bradlee Shopping Center: Owners of the Bradlee Shopping Center, located at the intersection of King Street, Quaker Lane, and Braddock Road, have identified a series of traffic related improvements to their facilities that will improve access and circulation, increase parking and enhance safety in the area. These improvements are estimated to cost \$750,000, and these monies are reflected in prior year unallocated funding for this project. Of this amount, the Virginia Department of Transportation (VDOT) has identified \$600,000 in its six-year spending plan.

Van Dorn Street Safety Improvements: Safety improvements are planned for this very congested area located between Edsall Road and South Pickett Street. An additional \$1,961,300 has been budgeted in FY 2003 (\$1,861,300 in State funds and \$100,000 in City share). This will be in addition to \$478,500 in prior year unallocated funds. The total cost of this project is \$2,439,800 and is primarily funded by VDOT in its six-year plan.

## STREET AND PEDESTRIAN IMPROVEMENTS

Traffic Calming: An additional \$200,000 per year has been budgeted for a total of \$600,000 in annual funding to design and construct physical traffic calming measures within the right-of-way to preserve neighborhoods and enhance safety by diverting cut through traffic, lowering prevailing traffic speeds, and highlighting pedestrian crossing areas. Some measures include speed tables, raised intersections, center island narrowing and "bulb-outs", which are physical islands to reduce the distance a pedestrian must travel to cross the street. These traffic measures, appropriately designed and constructed, can improve the quality of life for those who live, work and play in the area.

Temporary speed tables have been installed on Monroe Avenue, as well as Crestwood Drive. Traffic calming devices have also been installed in the Rosemont area of the City as part of a pilot program to determine the traffic impact to the neighborhood due to the construction of the new Patent and Trademark Office (PTO). A speed table and raised crosswalks have been installed on Mount Vernon Avenue and in front of the Charles Barrett Elementary School. As citizens have seen the positive results from these traffic calming projects, over twelve other neighborhood civic associations have requested the implementation of a traffic calming program in their neighborhood.

\$200,000 per year in State Urban Funds will be used to partially fund the traffic calming project.

Duke Street Traffic and Streetscape Improvements: \$195,000 in prior year unallocated monies remains for traffic and streetscape improvements on Duke Street from Early Street to Jordan Street. These improvements will include the removal of all signal equipment, the installation of underground conduit, new mast arm poles, the undergrounding of all utilities, and landscaping. This project will provide a safer intersection design, lower maintenance costs and improve the aesthetics of the area.

Braddock Road Improvements: \$200,000 in prior year unallocated monies remains for improvements to the Braddock Road area between West Street and Mount Vernon Avenue. Phase One of this project would include the improvement of the median and pedestrian elements at the intersection of West Street and Braddock Road by eliminating free-flow right turns and by widening the medians. This project also includes landscaping improvements in medians and adjacent to the roadway.

King Street/Quaker Lane/Braddock Road Intersection: \$150,000 is budgeted in FY 2003 to study the intersection of King Street, Quaker Lane, and Braddock Road and provide a thorough review of the existing design and traffic flow and recommend steps for redesign to improve the intersection for both motorists and pedestrians. This intersection is currently one of the most congested areas in the City.

Slater's Lane: Funding for this project is budgeted in prior year unallocated monies and in FY 2003 for the redesign and completion of Slater's Lane at Old Town Greens. This redesign amends the current street configuration to adjust to the cancellation of the one-way pair plan. The developer committed to a \$250,000 contribution for the City to complete the roadway. The City has included \$50,000 in FY 2003 for railroad upgrades, intersection improvements, sign and signal improvements. An additional \$250,000 has been budgeted in FY 2004 to fund the extension of Potomac Greens Drive and for major signal improvements.

Traffic Survey Response: \$350,000 was budgeted (\$150,000 in prior year unallocated monies and \$100,000 per year in FY 2003 and FY 2004) to design and construct traffic improvements identified by citizens in a Traffic Survey initiated by City Council.

## STREET AND PEDESTRIAN IMPROVEMENTS


Parking Meter Replacement: A total of \$250,000 (\$150,000 in FY 2003, and \$100,000 in FY 2004) remains for the replacement of parking meters and posts in the Old Town area with new LED meters and posts. The City's parking meters are over twenty years old and are in need of frequent and extensive repair. Replacement parts have also become difficult to obtain as parking meter vendors are fabricating electronic LED type meters. This project would replace the City's approximately 1,000 Old Town area meters over a three year period. \$200,000 has been allocated to date for this project.

### Change In Project From Prior Fiscal Years:

- Annual funding for Street Reconstruction is \$62,500 in FY 2003, \$120,000 in FY 2004 and \$75,000 per year from FY 2005 to FY 2008;
- An additional \$200,000 per year has been budgeted for the design and installation of traffic calming measures City-wide, for a total of \$600,000 per year. \$200,000 per year in State Urban Funds will be used to partially fund this project;
- \$1,961,300 (\$1,861,300 in state funds from VDOT and \$100,000 in City share) has been budgeted in FY 2003 to fund the construction of safety measures on Van Dorn Street, between Edsall Road and South Pickett Street;
- \$150,000 has been budgeted in FY 2003 to enhance infrastructure, including streets, sanitary and storm sewers, and storm water management in public right-of-ways;
- \$250,000 has been budgeted in FY 2003 to fund Phase II of the Tennessee Avenue rehabilitation project, which will repair the street base failure and address stabilization and drainage elements;
- \$250,000 has been budgeted in FY 2003 to fund the extension of Potomac Greens Drive and provide for major signal improvements as part of the Slater's Lane project; and
- Annual funding for street reconstruction required in locations where sanitary sewer replacement projects are planned, in the amount of \$150,000, has been extended to FY 2008.

## STREET AND PEDESTRIAN IMPROVEMENTS

TASK TITLE	UNALLOCATED PRIOR-FY	FY 2003 CURRENT	FY 2004 FY + 1	FY 2005 FY + 2	FY 2006 FY + 3	FY 2007 FY + 4	FY 2008 FY + 5	TOTAL
STREET RECONSTRUCTIONS	290,000	62,500	120,000	75,000	75,000	75,000	75,000	772,500
WEST END STREET	236,000	0	0	100,000	0	100,000	0	436,000
KING/BRADLEE	750,000	0	0	0	0	0	0	750,000
VAN DORN STREET	478,500	1,961,300	0	0	0	0	0	2,439,800
NORTHEAST TRAFFIC PLAN	165,000	0	0	0	0	0	0	165,000
FILLMORE STREET	400,000	0	0	0	0	0	0	400,000
TENNESSEE AVE	350,000	250,000	0	0	0	0	0	600,000
BEVERLY DRIVE	100,000	0	0	0	0	0	0	100,000
BRADDOCK ROAD	200,000	0	0	0	0	0	0	200,000
DUKE STREET	195,000	0	0	0	0	0	0	195,000
SLATER'S LANE	250,000	50,000	250,000	0	0	0	0	550,000
PINE STREET	50,000	0	0	0	0	0	0	50,000
BIRCH STREET	0	50,000	0	0	0	0	0	50,000
MACARTHUR ROAD	0	50,000	0	0	0	0	0	50,000
INFRASTRUCTURE IMPROVEMENTS	0	150,000	0	0	0	0	0	150,000
N. FRAZIER STREET	85,000	0	0	0	0	0	0	85,000
N. FROST STREET	0	25,000	0	0	0	0	0	25,000
LAWRENCE AVENUE	0	0	150,000	0	0	0	0	150,000
RECONSTRUCTION DUE TO SANITARY SEWERS	50,000	50,000	150,000	150,000	150,000	150,000	150,000	850,000
KING ST/QUAKER LN/BRADDOCK RD INTERSECTION	0	150,000	0	0	0	0	0	150,000
METER REPLACEMENTS	0	150,000	100,000	0	0	0	0	250,000
TRAFFIC CALMING	0	600,000	600,000	600,000	600,000	600,000	600,000	3,600,000
TRAFFIC SURVEY RESPONSE	150,000	100,000	100,000	0	0	0	0	350,000
LINDEN STREET	165,000	0	0	0	0	0	0	165,000
<b>TOTAL PROJECT</b>	<b>3,914,500</b>	<b>3,648,800</b>	<b>1,470,000</b>	<b>925,000</b>	<b>825,000</b>	<b>925,000</b>	<b>825,000</b>	<b>12,533,300</b>
<b>LESS REVENUES</b>	<b>1,478,500</b>	<b>2,061,300</b>	<b>200,000</b>	<b>200,000</b>	<b>200,000</b>	<b>200,000</b>	<b>200,000</b>	<b>4,539,800</b>
<b>NET CITY SHARE</b>	<b>2,436,000</b>	<b>1,587,500</b>	<b>1,270,000</b>	<b>725,000</b>	<b>625,000</b>	<b>725,000</b>	<b>625,000</b>	<b>7,993,500</b>



## UNDERGROUNDING OF UTILITIES/STREET LIGHTING

<u>Subtasks</u>	<u>Priority</u>	<u>Estimated Useful Life of Improvement</u>	<u>Project Manager</u>
Miscellaneous Undergrounding	Very desirable	Permanent	T&ES
Old Town Undergrounding	Very desirable	Permanent	T&ES
Street Lighting	Very desirable	15 years	T&ES

Project Summary: This project provides for the comprehensive undergrounding program in Old Town; and the City's share of undergrounding costs for miscellaneous utility wires in the vicinity of new developments. The conversion and upgrading of existing mercury vapor lights to high pressure sodium vapor lights has been completed on main arterial streets. The project also funds the installation of new street lights per citizen requests.

Miscellaneous Undergrounding: The City shares the cost of undergrounding utilities in the vicinity of new developments. Generally, the City pays the lesser of one-half of the cost for undergrounding or \$50,000, and the developer pays the remainder. Funding to date has provided for a comprehensive program of undergrounding improvements on King Street from Union Street to the King Street Metro Station area.

Funding, in the amount of \$25,000 per year, is also included in this project for other costs associated with undergrounding in areas of new development or near City capital projects, such as transformer enclosures.

Old Town Undergrounding: In FY 1992, the City initiated a program to underground utilities in the Old Town Historic District. The area designated to be undergrounded is approximately thirty-six City blocks and is bounded by Union Street, Washington Street, King Street, and Franklin Street. The cost of this program is shared between the City and Virginia Power. The City installs the conduit and performs the appropriate street restoration, while Virginia Power or its contractors install new wiring and equipment and removes the overhead wires and poles. This arrangement is included in the City's thirty-year franchise agreement with Virginia Power. The City has allocated a total of \$1,130,000 to date for Phases I and II of this program, and the City's portion of the undergrounding has been completed in the 100 blocks of Prince, South Fairfax and South Lee Streets, as well as other adjacent areas. Virginia Power completed their portion of the undergrounding work in these areas in the summer of 1994. In addition, some undergrounding work has been completed on South Union Street near Gibbon Street. Phase II of this project, to include the undergrounding of utilities in the 100, 200, 300, and 400 blocks of South Royal Street, the 400 block of Prince Street, and the removal of overhead wires in the 200, 300, and 400 blocks of Prince Street, began construction in June 1996. This phase of the project is currently scheduled for completion prior to the end of FY 2002.

Phase III of this project to include the 200 and 300 block of South Lee Street, the 100 and 200 block of Duke Street and the 100 block of Wolfe Street is currently in the planning stage with construction scheduled to begin in FY 2002.

## UNDERGROUNDING OF UTILITIES/STREET LIGHTING

Because the project was suspended while easements were obtained, FY 1999 funding was deferred. Funding was restored to this project beginning in FY 2000, with \$500,000 budgeted annually through FY 2008. Funding for undergrounding in Old Town will be required beyond FY 2008.

Street Lighting - The CIP includes \$25,000 annually for the installation of new street lights Citywide. It is important to note that new street lighting requests are often in response to community interest in enhanced lighting.

### Change In Project From Prior Fiscal Years:

- Annual funding amounts have been extended to FY 2008 for each project.

TASK TITLE	UNALLOCATED PRIOR-FY	FY 2003 CURRENT	FY 2004 FY + 1	FY 2005 FY + 2	FY 2006 FY + 3	FY 2007 FY + 4	FY 2008 FY + 5	TOTAL
CONSTRUCTION UNDERGROUNDING	150,000	50,000	50,000	50,000	50,000	50,000	50,000	450,000
TRANSFORMER ENCLOSURES	50,000	25,000	25,000	25,000	25,000	25,000	25,000	200,000
OLD TOWN UNDERGROUNDING	1,900,000	500,000	500,000	500,000	500,000	500,000	500,000	4,900,000
NEW STREET LIGHTING	90,000	25,000	25,000	25,000	25,000	25,000	25,000	240,000
TOTAL PROJECT	2,190,000	600,000	600,000	600,000	600,000	600,000	600,000	5,790,000
LESS REVENUES	0	0	0	0	0	0	0	0
NET CITY SHARE	2,190,000	600,000	600,000	600,000	600,000	600,000	600,000	5,790,000





# Sewers

## SANITARY SEWER RECONSTRUCTIONS AND EXTENSIONS

<u>Subtasks</u>	<u>Priority</u>	<u>Estimated Useful Life of Improvement</u>	<u>Project Manager</u>
Replacement/ Rehabilitation of Sanitary Sewer Lines	Essential	40 years	T&ES

**Project Summary:** This project provides for the construction of new sewer mains and the replacement and rehabilitation of old lines as needed. The project also includes funds for the City's share of the cost of sewer extensions required for development. This is an essential infrastructure maintenance project.

**Project Description:** In FY 1987, the City initiated an on-going program to reline existing leaking sewers in the City, particularly in the Rosemont and Del Ray areas, in order to prevent stormwater infiltration into sanitary sewers during large storms. In FY 1998, \$340,000 was allocated to perform work under this project. Recent sewer projects completed include Beverly Drive, Circle Terrace, Walnut Street, Pine Street, Birch Street, MacArthur Road, Tennessee Avenue and Hemlock Avenue. Relining and repair of existing, aging sanitary sewers is an ongoing need, funded at \$200,000 each year, from FY 2003 through FY 2008 in the CIP. Many future projects for relining are included in the capital plan including Commonwealth Avenue, North Overlook Drive, East Mason Avenue, Enderby Drive, Gilden Drive, Edge Hill Drive, East Glendale Avenue, West Windsor Avenue, South Columbus Street, Mt. Vernon Avenue, Walnut Street, Maple Street, Linden Street, and an additional section of Doris Drive and Chambliss Street.

Sites identified with non-standard existing sanitary sewers that have high maintenance problems that are slated for reconstruction in the upcoming years are:

- Timber Branch Drive: Braddock Road to Timber Branch Parkway;
- West Uhler Avenue: Commonwealth Avenue to Hickory Street;
- Caton Avenue: Commonwealth Avenue to Hickory Street;
- Groves Avenue: Commonwealth Avenue to Hickory Street;
- Forrest Street: Commonwealth Avenue to Hickory Street;
- Sycamore Street (at Mount Ida Avenue); and
- Hickory Street: Mount Ida Avenue to Forrest Street.

While these projects have been identified as needing construction, other projects may be added or substituted as identified.

Unallocated prior year monies in the amount of \$840,000 remain in the CIP for sanitary sewer construction to address additional sewer work that has been identified on Chapman Street at Commonwealth Avenue, and Mount Vernon Avenue at Walnut and Maple Streets. Construction projects are budgeted at \$40,000 each year from FY 2003 through FY 2008. \$180,000 per year through FY 2008 has been budgeted for sewer line reconstruction.

## SANITARY SEWER RECONSTRUCTIONS AND EXTENSIONS

\$200,000 was included in the FY 2000 construction budget for completion of two consultant studies. The studies began in FY 1999, with the first year cost being absorbed within existing resources in the capital account for sanitary sewers. The first study includes identification of the sources of excessive infiltration and stormwater inflows in the Four Mile Run Pump Station watershed, and will result in a draft program to reduce these increased sewage flows. Funding to reduce the sewage flows and expanded authority to require that problems on private property be corrected will be addressed once the sources of infiltration and inflow are identified. The second study focuses on the trunk sewer capacity available to the City west of King Street. \$100,000 per year has been budgeted for the design of sanitary sewer projects by outside engineering consultants.

### Change In Project From Prior Fiscal Years:

- Extend annual funding (\$200,000) for relining of sewers into FY 2008;
- Extend annual funding (\$220,000) for sanitary sewer construction into FY 2008; and
- \$100,000 per year has been budgeted for the design of sanitary sewer projects by outside engineering consultants.

TASK TITLE	UNALLOCATED PRIOR-FY	FY 2003 CURRENT	FY 2004 FY + 1	FY 2005 FY + 2	FY 2006 FY + 3	FY 2007 FY + 4	FY 2008 FY + 5	TOTAL
CONSTRUCTION	40,000	220,000	220,000	220,000	220,000	220,000	220,000	1,360,000
CONSULTANT FEES	0	100,000	100,000	100,000	100,000	100,000	100,000	600,000
RELINING SEWERS	800,000	200,000	200,000	200,000	200,000	200,000	200,000	2,000,000
TOTAL PROJECT	840,000	520,000	520,000	520,000	520,000	520,000	520,000	3,960,000
LESS REVENUES	0	0	0	0	100,000	100,000	0	200,000
NET CITY SHARE	840,000	520,000	520,000	520,000	420,000	420,000	520,000	3,760,000

## SEWER REHABILITATION AND POLLUTION ABATEMENT

<u>Subtasks</u>	<u>Priority</u>	<u>Estimated Useful Life of Improvement</u>	<u>Project Manager</u>
Mitigation of Combined Sewer Overflows	Essential	40 years	T&ES
Royal Street Relief Sewer	Essential	40 years	T&ES
Correction of Infiltration/Inflow	Essential	40 years	T&ES
Holmes Run Trunk Sewer	Essential	40 years	T&ES
Sewer Map Update	Essential	As Updated	T&ES
Environmental Restoration	Essential	25 years	T&ES

**Project Summary:** This project provides for engineering, planning, design and construction of improvements to the City's combined and separate sanitary sewer systems. The project is required to meet federal and State regulations for the control of combined sewer overflows (CSOs) and separate sanitary sewer overflows (SSOs). Additionally, the project will provide flooding and capacity relief in areas where the capacity of existing sewers is insufficient to handle current and projected flows, and ultimately reduce the CSOs. By implementing this project, the City will be proceeding in upgrading its sewers infrastructure and bringing it into compliance with federal and State regulations.

**Mitigation of CSOs:** The City's combined sewer system includes areas east of the railroad corridor (primarily Old Town) and is an area of approximately 560 acres. CSO outfalls (discharge points for wet weather overflows) are located at the foot of Pendleton Street and Royal Street and under Duke Street at Hoof's Run.

The City initially proceeded to control overflows from the combined system by separating the sewers. This control approach became increasingly expensive and the last separation project was completed in 1990. Estimates to complete the separation exceed \$140 million.

The City, through its engineering consultant, began studies in the early 1990's to seek alternative approaches to control combined sewer overflows and in 1995 submitted a Long Term Control Plan (LTCP) to the Virginia Department of Environmental Quality (VADEQ). The VADEQ issued the City a permit for its combined sewer system in 1995. Based on the City's studies, the permit calls for the City to operate and maintain the combined sewer system according to the United States Environmental Protection Agency's (USEPA) technology-based best management practices. The practices are known as the Nine Minimum Controls (NMCs) and form part of the National CSO Control Policy. The nine minimum controls which the City implemented for controlling CSO discharges comprise the following:

1. Proper operation and regular maintenance programs for the sewer system and the combined sewer overflows;
2. Maximum use of the collection system for storage;

## SEWER REHABILITATION AND POLLUTION ABATEMENT

3. Review and modification of the pretreatment program to assure CSO impacts are minimized;
4. Maximization of flow to the publicly owned and treated works (POTW) for treatment;
5. Prohibition of CSOs during dry weather;
6. Control of solid and floatable materials in CSOs;
7. Pollution prevention programs that focus on containment reduction activities;
8. Public notification to ensure that the public receives adequate notification of CSO occurrences and CSO impacts; and
9. Monitoring and reporting to effectively characterize CSO impacts and the efficacy of CSO controls.

The VADEQ reissued the City's VPDES permit in August 2001. The reissued permit provides for the nine minimum controls to be the long term CSO control plan for the City. However, there are requirements for increased management, monitoring, evaluations and review over the five year term of the permit. These increased practices include:

- A five year bacteria monitoring and modeling program for Hunting Creek to assess impacts of CSO discharges from Royal Street and Duke Street (via Hoof's Run) outfalls.
- Additional monitoring, modeling, reporting and evaluation throughout the permit term of the discharges from all CSO outfalls.
- More frequent inspections, increased maintenance activities and more detailed record keeping and performance reporting for all parts of the combined sewer system.

The City is also responsible for evaluating and reconstructing, as necessary, the combined sewer system tributary to the Duke Street CSO outfall to eliminate the possibility of dry weather overflows. Additionally, based on the results of the monitoring and reporting, VADEQ will determine the need and extent of additional controls. As new end pipe technology becomes available for solids and floatables control, VADEQ is expected to impose and require that the existing controls be upgraded. The City will be required to re-apply for its permit during FY 2006 and the permit is expected to be re-issued during FY 2007.

There are approximately \$1.3 million in prior year unallocated funds available for this project. These funds will be used to initiate the implementation of programs required by the permit re-issued in August 2001. Funds in the amount of approximately \$2.6 million will be used to continue the implementation of permit conditions and solids and floatables control for FY 2003 through FY 2008.

Correction of Infiltration/Inflow: This project provides for the evaluation of infiltration/inflow conditions in older part's of the City's separate sanitary sewer system. The areas include the sanitary sewer systems tributary to the Commonwealth Interceptor and areas in the Holmes Run sewer service area. During wet weather, infiltration and inflow into these older sanitary sewers have created overload conditions causing basement back-ups. This project will identify leaking sewers and connections which allow excessive infiltration/inflow to enter sewers and correct the problem through the repair of the sewers and removal of direct storm water such as down spouts. Loss of capacity due to infiltration/inflow in the Four Mile Run area (tributary to the Commonwealth Interceptor) at times causes sanitary sewer overflows (SSOs) from the Four Mile Run Pump Station. These discharges are prohibited by the Clean Water Act.

## SEWER REHABILITATION AND POLLUTION ABATEMENT

The correction program was started in FY 1999 when studies were conducted by the City's consultant in the Four Mile Run sewer service area. This area is a tributary to the Four Mile Run Pumping Station and comprises the upper part of the City served by the Commonwealth Interceptor. As a result of these studies, the City's consultant has conducted field inspections and flow monitoring of the existing sewers. The field inspections include street by street TV investigations of sewers followed by visual investigations of connections employing nondestructive methods such as dye and smoke testing to identify the sources of connections to the existing sewers.

The field work and monitoring is being performed by dividing sewer service areas into sections and proceeding through each section sequentially. The results of this field work will be evaluated to develop remediation projects which are expected to include the relining of sewers, manhole repairs and removal of connections.

Field work is continuing, but initial findings have been used to define corrective measures and priorities. The information from the field work completed to date shows that the relining and repairs required to reduce inflow and infiltration to non-excessive quantities are substantially greater than previously anticipated.

An overall program approach has been developed to make repairs over several years and then monitor performance to evaluate the effectiveness of the repairs and the need for additional remediation. An additional \$3.0 million has been added in FY 2003 for a total of approximately \$5.0 million for this ongoing project ***with substantial additional funding likely to be required beyond FY 2008***. During FY 2002 a consultant study will identify and estimate the costs of Infiltration/Inflow repairs needed in one Four Mile Run Service Area.

Royal Street Relief Sewer: This project, approved in FY 2001, provides for the engineering and construction of relief measures to alleviate flooding at the intersection of Pitt and Gibbon Streets. Based on the findings of the consultant, portions of the combined sewer in areas constructed in the early 1900's are inadequate to carry the storm water flows connected to them.

A total of \$2.0 million is remaining in unallocated prior year monies and a total of \$2.4 million is budgeted in FY 2003-FY 2008 to engineer and construct a relief sewer to alleviate flooding at the intersection of Pitt and Gibbon Streets.

Holmes Run Trunk Sewer: This project provides for continuing work to increase the capacity in the Holmes Run Trunk sewer line that is required to support the rapid development occurring in the Eisenhower Valley. The engineering studies show that the lining of the existing sewer with specialized materials will provide the needed capacity increase with minimal environmental disruption. The City is proceeding with planning and design as the next steps. Preliminary estimates suggest that \$9.0 million is required for this project although exact cost and timing will be refined after additional planning and designs are completed.

## SEWER REHABILITATION AND POLLUTION ABATEMENT

Sewer Map Update: This project will provide for the mapping of the City's sanitary and storm sewer systems. The City does not have a comprehensive inventory of the existing subterranean sanitary and storm sewer systems. Existing maps were last updated in the 1970's and projects completed since that time are not documented or mapped. Once sanitary sewer and stormwater permit regulations, currently being adopted by the U.S. Environmental Protection Agency, are applied to the City, the City will be required to perform much more accurate assessments of the capacity of City sewers and demonstrate compliance with prospective permit requirements. A total of \$1,395,000 is budgeted for this project including \$991,000 in prior year unallocated monies, to provide funds to map the City's sewer systems, and these maps will be compatible with and become part of the City's Geographical Information System (GIS). Funding has been moved up from FY 2006 to FY 2003.

Environmental Restoration: This project will provide for the restoration of environmentally sensitive sites within the City that have been significantly altered or require action to reduce pollutants from entering the environment. Specific subtasks of the project will focus on sites close to water sources such as streams, wetlands, the Potomac River, or that have an impact on water quality. In an effort to maximize the benefits of this project, these funds will also be used as matching funds to obtain additional grant funding from various State and federal programs for projects such as this. A total of \$400,000 (\$100,000 in prior year unallocated monies and \$100,000 in FY 2004, FY 2006 and FY 2008) has been budgeted for this program.

Project Costs to Date: The total allocated to date for Sewer Separation and Pollution Abatement is \$8,379,940.

### Change In Project From Prior Fiscal Years:

- An additional \$3.0 million has been budgeted in FY 2003, for a total of \$5.0 million, for the evaluation and correction of infiltration/inflow problems in the City's separate sanitary sewer system;
- A total of \$2.6 million has been budgeted in FY 2003 to FY 2008 for the mitigation of combined-sewer overflows to meet and maintain U.S. Environmental Protection Agency standards;
- \$101,000 in the sewer mapping project has been moved up from FY 2006 to FY 2003.



# SEWER REHABILITATION AND POLLUTION ABATEMENT

TASK TITLE	UNALLOCATED PRIOR-FY	FY 2003 CURRENT	FY 2004 FY + 1	FY 2005 FY + 2	FY 2006 FY + 3	FY 2007 FY + 4	FY 2008 FY + 5	TOTAL
COMBINED SEWER- MITIGATION	1,285,190	450,000	500,000	600,000	525,000	250,000	250,000	3,860,190
CORRECT INFILTRATION/ INFLOW	400,000	3,327,000	100,000	400,000	400,000	400,000	0	5,027,000
ENVIRONMENTAL RESTORATION	100,000	0	100,000	0	100,000	0	100,000	400,000
HOLMES RUN TRUNK SEWER	3,500,000	1,800,000	1,800,000	1,800,000	5,000	0	0	8,905,000
SEWER MAP UPDATE	991,000	202,000	101,000	101,000	0	0	0	1,395,000
ROYAL STREET RELIEF SEWER	2,000,000	600,000	600,000	600,000	600,000	0	0	4,400,000
TOTAL PROJECT	8,276,190	6,379,000	3,201,000	3,501,000	1,630,000	650,000	350,000	23,987,190
LESS REVENUES	100,000	100,000	100,000	100,000	0	0	0	400,000
NET CITY SHARE	8,176,190	6,279,000	3,101,000	3,401,000	1,630,000	1,656,000	550,000	21,910,190

## STORM SEWER RECONSTRUCTIONS AND EXTENSIONS

<u>Subtasks</u>	<u>Priority</u>	<u>Estimated Useful Life of Improvement</u>	<u>Project Manager</u>
Extension and Replacement of Storm Sewers	Essential	25 years	T&ES
Lower King Street Storm Sewer	Essential	25 years	T&ES

**Project Summary:** This project provides for extensions and replacements of storm sewers, and for the reconstruction of deteriorated storm water channels.

**Extension and Replacement of Storm Sewers:** This continuing essential infrastructure maintenance project is used both for tasks unforeseen at the time of budget preparation and for scheduled projects. This project includes an annual budget of \$200,000 per year for channel restoration work and an additional \$2.0 million is budgeted in FY 2003 to FY 2008 for storm sewer construction. An additional \$1,536,500 remains in prior year unallocated monies to address upgrading the Braddock Road and West Street storm sewer outfall to Hoof's Run, and for several other projects related to deteriorating conditions and new developments. Reconstructing the sewers in the Braddock Road and West Street intersection will relieve the flooding at the intersection that is caused by insufficient storm sewer capacity. \$150,000 in FY 2003 is budgeted for this project. \$70,000 is also included for the reconstruction of the storm sewer outfall at Princess and North Union Streets; \$95,000 remains in prior year unallocated monies for the replacement of the 72 inch CM pipe at Edsall Road and Cameron Station that has shown signs of potential structural failure.

Storm sewer projects to be addressed in this CIP are:

- The construction of new storm sewers to upgrade the drainage at Frost Street (\$100,000 in FY 2003), and Lawrence Avenue area (\$150,000 in FY 2004);
- Storm sewer reconstruction at Braddock Road and West Street (\$150,000 in FY 2003); and
- A hydraulic study of the storm water shed to determine capacity inadequacies in various locations of the Commonwealth Avenue storm water outfall system (\$150,000 in FY 2003).

**Municipal Separate Storm Sewer System (MS4) Permit Program, NPDES Permit:** The Federal Water Quality Act of 1987 required that small municipalities obtain storm water discharge permits for their municipal separate storm sewer system (MS4) under Phase II of the National Storm Water Program.

The permit will require at a minimum that the City develop, implement and enforce a storm water management program designed to reduce the discharge of pollutants from the MS4 to the maximum extent practicable (MEP), protect the water quality and satisfy the appropriate water quality requirements of the Clean Water Act. The permit may allow up to five years from the date of the permit issuance for the City to develop and implement the program.

## STORM SEWER RECONSTRUCTIONS AND EXTENSIONS

The storm water management plan must meet minimum measures as follows:

1. Public education and outreach on storm water impacts;
2. Public involvement and participation;
3. Illicit discharge detection and elimination;
4. Construction site storm water runoff control;
5. Post construction storm water management in new development and redevelopment;
6. Pollution prevention and good housekeeping for municipal operations.

\$450,000 in FY 2003 has been budgeted for preparing the application, monitoring, outlining the program, review and reporting. Monies to implement the program and to comply with the permit conditions in FY 2004 through FY 2007 will be included in the Transportation and Environmental Services (T&ES) Operating budget in those years.

### Change In Project From Prior Fiscal Years:

- Annual funding for channel restoration, in the amount of \$200,000, has been extended through FY 2008;
- Annual funding for storm sewer construction, in the amount of \$203,000 has been extended through FY 2008;
- \$150,000 has been budgeted in FY 2003 for a hydraulic study of the storm water shed to determine capacity inadequacies in various locations of the Commonwealth Avenue storm water outfall system; and
- \$450,000 has been budgeted in FY 2003 for preparing the City's application for a National Pollutant Discharge Elimination System (NPDES) permit, monitoring, outlining the program, review and reporting.

## STORM SEWER RECONSTRUCTIONS AND EXTENSIONS

TASK TITLE	UNALLOCATED PRIOR-FY	FY 2003 CURRENT	FY 2004 FY + 1	FY 2005 FY + 2	FY 2006 FY + 3	FY 2007 FY + 4	FY 2008 FY + 5	TOTAL
CHANNEL RESTORATION	800,000	200,000	200,000	200,000	200,000	200,000	200,000	2,000,000
NPDES STORM WATER PROGRAM	0	450,000	0	0	0	0	0	450,000
CONSTRUCTION	1,536,500	828,000	398,000	203,000	203,000	203,000	203,000	3,574,500
TOTAL PROJECT	2,336,500	1,478,000	598,000	403,000	403,000	403,000	403,000	6,024,500
LESS REVENUES	0	0	0	0	0	0	0	0
NET CITY SHARE	2,336,500	1,478,000	598,000	403,000	403,000	403,000	403,000	6,024,500

## ORONOCO OUTFALL

<u>Subtasks</u>	<u>Priority</u>	<u>Estimated Useful Life of Improvement</u>	<u>Project Manager</u>
Oronoco Street Outfall	Essential	25 years	T&ES

---

Project Summary: This project provides funding to address the ground contamination at the Oronoco Sewer Outfall.

Project Description: \$1.4 million in prior year unallocated monies and \$1.4 million in FY 2003 is budgeted to address ground contamination at the Potomac River Oronoco Street Outfall caused by coal tar contaminants from the former City (and then Washington Gas) owned Alexandria Gas Works that operated in the 19<sup>th</sup> and 20<sup>th</sup> centuries. The City has been accepted into the Virginia Voluntary Remediation Program for the site with the Virginia Department of Environmental Quality (VDEQ). The City has retained an environmental consultant to study the extent of contamination and to develop and implement a remediation program to clean up the site. Washington Gas is working cooperatively with the City on this matter.

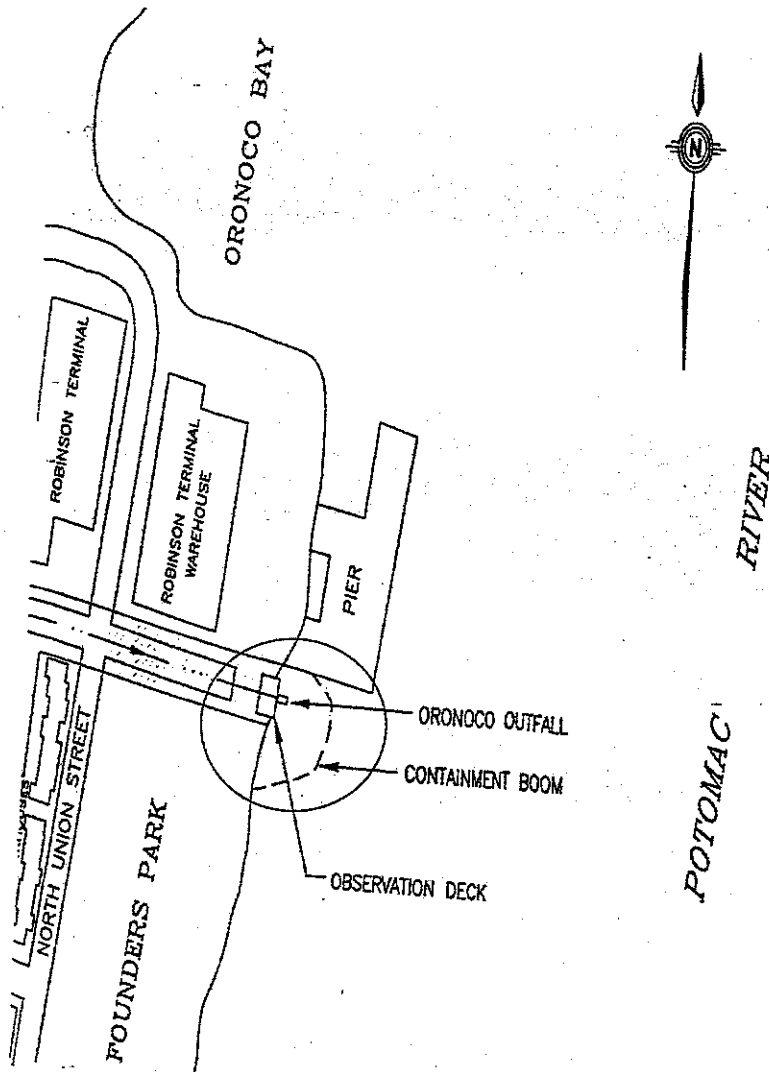
The preliminary site investigation for the site was completed in FY 2001. The next step is to complete a Site Characterization/Risk Assessment and Remedial Alternative Screening Report. The additional sampling needed for the risk analysis and remedial screening has been completed. It is anticipated that the actual report will be submitted to VDEQ before the end of FY 2002. After VDEQ has reviewed and accepted the report, a Remedial Action Plan will be developed detailing what corrective actions are needed. VDEQ will review the Remedial Action Plan and the City will conduct community outreach efforts on the plan and develop options for corrective actions. This work is scheduled to begin in FY 2003 and anticipated to be completed in FY 2004. The additional funding from a settlement with Washington Gas Light Company, totaling \$926,505, will also be used to fund clean up, monitoring, maintenance and operation costs. The City received the first installment of \$308,835 in FY 2002 and will receive two more additional payments in the same amount in FY 2003 and FY 2004.


### Changes in Project from Prior Years:

- The City will be receiving a total of \$926,505 in three installments from Washington Gas Light Company pursuant to a settlement agreement to cover a portion of the clean up costs. The City has received the first installment, in the amount of \$308,835 in FY 2002 and will receive two additional payments in the same amount in FY 2003 and FY 2004.

# ORONOCO OUTFALL

TASK TITLE	UNALLOCATED PRIOR-FY	FY 2003 CURRENT	FY 2004 FY + 1	FY 2005 FY + 2	FY 2006 FY + 3	FY 2007 FY + 4	FY 2008 FY + 5	TOTAL
ORONOCO OUTFALL	1,420,000	1,683,835	308,835	0	0	0	0	3,412,670
TOTAL PROJECT	1,420,000	1,683,835	308,835	0	0	0	0	3,412,670
LESS REVENUES	0	308,835	308,835	0	0	0	0	617,670
NET CITY SHARE	1,420,000	1,375,000	0	0	0	0	0	2,795,000





Other



# NORTHERN VIRGINIA COMMUNITY COLLEGE

<u>Subtasks</u>	<u>Priority</u>	<u>Estimated Useful Life of Improvement</u>	<u>Project Manager</u>
City Contribution for Capital Improvements	Essential	Not applicable	Office of Management and Budget

**Project Summary:** The Northern Virginia Community College (NVCC) is a two-year college serving Alexandria and Northern Virginia. The college's five campuses are located in Annandale, Alexandria, Loudoun County, Manassas and Woodbridge. Each of the nine participating Northern Virginia jurisdictions (Arlington, Fairfax, Loudoun, and Prince William Counties; and the Cities of Alexandria, Fairfax, Falls Church, Manassas, and Manassas Park) pays a portion of the operating and capital costs for the college.

**Project Description:** This project provides for Alexandria's proportionate share of the college's total capital costs, estimated at \$1,565,084 in FY 2003, which is determined by a formula based on the population of each of the nine participating jurisdictions. The FY 2003 NVCC requested City payment of \$128,283, or 8.2 percent of the total, represents an increase of \$8,383 compared to the FY 2002 budget. This increase is attributable to an increase in the City's projected total population in FY 2003 based on the NVCC's new per capita allocation formula.

For FY 2002, the NVCC's proportionate share formula was changed to a per-capita allocation formula. The new formula translates into a \$1.00 per resident, or an increase of \$0.38 per resident (a 61 percent increase), as compared to the former proportionate share of \$0.62 per capita. This increase is due to additional capital requirements of the NVCC, increased costs of the multi-campus community centers project, including the addition of major new facilities to its campuses over the next ten years to provide adequate education opportunities for the growing numbers of college students in the NVCC's service area and the projected population growth in the region.

**Change in Project from Prior Years:**

- An increase of \$8,383 in the amount budgeted in FY 2003 for the City's share of the NVCC's capital costs. This increase is attributable to an increase in the City's projected total population in FY 2003 based on the NVCC's new per capita allocation formula implemented in FY 2002.

TASK TITLE	UNALLOCATED PRIOR-FY	FY 2003 CURRENT	FY 2004 FY + 1	FY 2005 FY + 2	FY 2006 FY + 3	FY 2007 FY + 4	FY 2008 FY + 5	TOTAL
CONTRIBUTIONS	0	128,283	120,584	120,927	121,272	121,617	121,964	734,647
TOTAL PROJECT	0	128,283	120,584	120,927	121,272	121,617	121,964	734,647
LESS REVENUES	0	0	0	0	0	0	0	0
NET CITY SHARE	0	128,283	120,584	120,927	121,272	121,617	121,964	734,647

# Information Technology Plan

# INFORMATION TECHNOLOGY PLAN

## Changes to the IT Plan From Prior Year

The FY 2003 to FY 2008 Information Technology Capital Improvement Plan (IT/CIP) total of \$17.2 million continues the City's Information Technology agenda. The IT/CIP total of \$17.2 million compares with some \$18.5 million in the FY 2002 to FY 2007 Information Technology Capital Improvement Plan. The decrease of \$1.3 million, or 7 percent, is attributable to

- expenditures for most projects have been held steady, or increased only slightly;
- fewer new project have been approved this year, compared to the FY 2002 - FY 2007 IT Plan;

The funding for the FY 2003 to FY 2008 IT Plan is:

FY 2003	\$4,378,762
FY 2004	\$6,457,290
FY 2005	\$1,626,200
FY 2006	\$2,079,520
FY 2007	\$2,017,800
FY 2008	<u>\$ 681,000</u>
Total	<u>\$17,240,572</u>

The approved FY 2003 to FY 2008 IT Plan includes projects that will continue to strengthen the City's IT infrastructure. On-going maintenance and improvements to the City's local area networks (LANs) and wide area network (WAN) ensure the continued integrity of these essential components of the City's infrastructure.

Continued funding for system development projects allows the City to take advantage of emerging technologies, capitalize on investments already made, ensure compliance with federal and state mandates, and provides for improvements to existing processes and systems to improve efficiencies.

The specific project changes are as follows:

### New Projects for FY 2003 - FY 2008

#### System Development Projects

- MH/MR/SA HIPPA Data Security Compliance - project (015-015-30). This project provides funds for the City to study current procedures and implement standards to ensure compliance with the Federal Health Insurance Portability and Accountability Act.
- Emergency Operations Center Enhancements - project (015-015-031). This project provides for a number of information technology enhancements to the City's Emergency Operations Center (EOC). The enhancements were recommended following a test of the EOC that was performed in November 2001.

## INFORMATION TECHNOLOGY PLAN

- Help Desk System Replacement - project (015-015-29). ITS is requesting a replacement to the existing service call tracking management system because this software is no longer supported by the software vendor. ITS is seeking a new system that is web based, to allow users to enter service call information directly and enable them to track their calls.

### Existing Projects Which Have Been Changed

#### System Development Projects

- Real Estate Accounts Receivable Replacement - project (015-015-5). An amount of \$200,000 in FY 2003 has been included to reflect a more accurate project costs, including necessary equipment, software modifications and training.
- Business Tax Accounts Receivable - project (015-015-3). The amount of \$200,000 has been added to FY 2003 to reflect a more realistic estimate for an integrated system for tax receivables with a wider scope of application, including integration with the Cashiering System.
- Payroll/Personnel - Remote Time and Attendance - project (015-015-7A). Additional monies in the amount of \$150,000 have been included in anticipation of a department reassessment of the current time and attendance reporting practices.
- Electronic Government - project (015-015-4). \$150,000 has been included in FY 2003 through FY 2008 to continue the City's efforts in this area.
- MH/MR/SA Medical Records Management System - project (015-015-2). Funds in the amount of \$135,000 were added to this project in FY 2003 to upgrade the software to a Health Insurance Portability and Accountability Act (HIPAA)-compliant version, provide monies to upgrade the database to MSSQL, and provide additional laptops for the home-based clinicians.
- GIS Development - project (015-015-11) - An increase of \$95,000 has been included in FY 2003 for layer development, tax map conversion and GPS equipment. An additional \$10,000 has been included for ArcView/ArcInfo software.
- Recreation Systems - project (015-015-17) - An additional \$50,000 has been included in FY 2003 for development of an e-commerce solution to enable citizens to register and pay for recreation and park services through the Internet.
- MH/MR/SA Human Resources System - project (015-015-22). The department has requested that the \$35,000 budgeted in FY 2002 be moved to FY 2003 for this project.
- Permit Processing - project (015-015-16). An additional \$28,600 has been included in FY 2003 to replace the Integrated Voice Response (IVR) component of Permit\*Plan, as the vendor has indicated they will no longer be providing support in FY 2002.
- T&ES Infrastructure Maintenance - project (015-015-29). An amount of \$25,000 has been added to FY 2003 to reflect a re-estimation of this project.
- Intranet - project (015-015-28). The project includes an addition of \$20,000 in FY 2003 for the purchase of PC's to support the rollout of the CityNet kiosk initiative.
- Police/Fire Computer Aided Dispatch (CAD) Replacement - project (015-005-14) - An

## INFORMATION TECHNOLOGY PLAN

addition of \$20,000 in FY 2003 has been included for the replacement of four CAD gateways.

- Web Site Enhancements - project (015-01-3-1)- An increase in the annual funding of \$15,000 has been included to absorb the increase in development costs.
- Facilities Maintenance System - project (015-015-26) - An addition of \$6,000 has been added to FY 2003 for the purchase of an additional system module.
- General Ledger Accounting System - project (015-015-9). This project has been reduced by \$20,000 in FY 2003, to reflect a more realistic estimate of actual costs.
- Finance Citizen Contact Management System (now known as the Finance Document Management System) - project (015-015-2-7). The scope of this project has currently been reduced, and \$100,000 moved from FY 2003 to FY 2004 to reflect a more realistic schedule for this project.
- Radio Systems Project - project (005-039-1). A total of \$3.2 million was moved from FY 2003 to FY 2004 to reflect a more accurate schedule for this project.

### Infrastructure Projects

- Upgrade Work Station Operating System - project (015-014-4). An increase of \$35,000 has been included in FY 2003 to provide for installation support services for on-going conversion of work station operating systems throughout the City.
- Telephony Integration - project (015-014-8). \$5,000 has been added in FY 2003 as a placeholder for this project.

### Projects Which Have Been Closed

#### Infrastructure Projects

- Software Development and Maintenance - project (015-014-16). This project has been closed to reflect changing departmental priorities.

# INFORMATION TECHNOLOGY PLAN

## Projects Organization

Information Technology projects are organized into two broad categories:

- Infrastructure Projects, project 015-014, which is sub-divided as follows:
  - Local Area Network (LAN) infrastructure
  - Wide Area Network (WAN) infrastructure
  - Public access infrastructure
  - Software infrastructure
  
- Systems Development Projects, project 015-015, which is sub-divided as follows:
  - Public access systems
  - Document management systems
  - Financial systems
  - Geographic information systems
  - Public safety systems
  - Other systems

## Project Priorities in the IT Plan

Each project in the IT Plan has been assigned a rating to reflect its overall priority to assist with decision-making and resource allocation. Each project has been assigned one of three ratings - essential, very desirable, or desirable - or a designation that the project is currently unrated.

Generally, the highest rating of "essential" has been applied to projects that are:


- required to address an urgent health or safety hazard;
- needed to meet legal requirements or State or federal mandates;
- essential to the success of other projects or a larger program in progress;
- cannot be deferred without the loss of substantial non-City funding; and
- required for economic growth and development.

Other projects have been rated as "very desirable" or "desirable" depending upon the extent and degree of benefit provided. Generally, projects that maintain or improve a current system's functionality are assigned priority over new projects that provide new system capabilities.

# INFORMATION TECHNOLOGY PLAN

## Summary Totals

The following two pages summarize proposed spending on Information Technology for FY 2003 to FY 2008. Detailed descriptions follow the summary.





**Information Technology**  
**Capital Improvement Plan For FY 2003 to FY 2008**  
**02-Jul-02**

Approved  
 City of Alexandria, Virginia FY 2003 Budget 185

CIP Project ID	Project Title	Net Totals	Net Balances						
			Prior Year	FY2003	FY2004	FY2005	FY2006	FY2007	FY2008
(1)	(2)	(3)	(4)	(5)	(6)	(7)	(8)	(9)	(10)
<b>TOTAL Net Costs - All Information Technology CIP Projects</b>		<b>21,640,802</b>	<b>4,400,230</b>	<b>4,378,762</b>	<b>6,457,290</b>	<b>1,626,200</b>	<b>2,079,520</b>	<b>2,017,800</b>	<b>681,000</b>
<b>015-014 Infrastructure Projects</b>		<b>5,861,900</b>	<b>698,000</b>	<b>1,103,800</b>	<b>995,100</b>	<b>796,200</b>	<b>1,310,000</b>	<b>888,800</b>	<b>70,000</b>
<b>015-014-1 Local Area Network (LAN) Services</b>		<b>5,295,900</b>	<b>565,000</b>	<b>968,800</b>	<b>882,100</b>	<b>726,200</b>	<b>1,240,000</b>	<b>843,800</b>	<b>70,000</b>
015-014-1	LAN Backbone Capacity		33,000	50,000	50,000	50,000	50,000	25,000	0
015-014-2	Individual Building LAN Development		17,000	25,000	25,000	25,000	25,000	10,000	0
015-014-3	Upgrade Network Operating System		5,000	25,000	25,000	25,000	25,000	15,000	0
015-014-4	Upgrade Work Station Operating Systems		23,000	70,000	70,000	70,000	70,000	70,000	70,000
015-014-5	Network Infrastructure Hardware Upgrades/ Replacement		487,000	698,800	537,100	506,200	920,000	673,800	0
015-014-14	Storage Area Network		0	100,000	175,000	50,000	150,000	50,000	0
<b>015-014-2 Wide Area Network (WAN) Services</b>		<b>566,000</b>	<b>133,000</b>	<b>135,000</b>	<b>113,000</b>	<b>70,000</b>	<b>70,000</b>	<b>45,000</b>	<b>0</b>
015-014-6	Institutional Network Development		0	0	0	0	0	0	0
015-014-8	Telephony Integration		0	5,000	0	0	0	0	0
015-014-9	Security		25,000	25,000	25,000	25,000	25,000	0	0
015-014-15	Computer Work Station Software Management		108,000	60,000	0	0	0	0	0
015-014-13	Database Infrastructure		0	45,000	88,000	45,000	45,000	45,000	0
<b>015-015 Systems Development</b>		<b>15,778,902</b>	<b>3,702,230</b>	<b>3,274,962</b>	<b>5,462,190</b>	<b>830,000</b>	<b>769,520</b>	<b>1,129,000</b>	<b>611,000</b>
<b>015-015-1A Public Access Development</b>		<b>2,338,840</b>	<b>258,840</b>	<b>265,000</b>	<b>556,000</b>	<b>465,000</b>	<b>265,000</b>	<b>265,000</b>	<b>265,000</b>
015-01-3-1	Web Site Enhancements		82,340	115,000	255,000	115,000	115,000	115,000	115,000
015-014-3-3	Web Site Planning & Zoning Docket Search & Retrieval		0	0	0	0	0	0	0
015-015-19	Library Automated Catalog System Replacement		50,000	0	0	200,000	0	0	0
015-015-4	Electronic Government		126,500	150,000	300,000	150,000	150,000	150,000	150,000
015-015-30	Public Access to Land Records		0	0	0	0	0	0	0
<b>015-015-1 Document Management Systems</b>		<b>1,168,730</b>	<b>298,750</b>	<b>386,000</b>	<b>334,980</b>	<b>50,000</b>	<b>50,000</b>	<b>50,000</b>	<b>0</b>
015-015-2	MHM RSA Medical Records Management		46,500	135,000	0	0	0	0	0
015-015-2A	Human Resources System		155,250	150,000	0	0	0	0	0
015-015-21	Document Management and Imaging Infrastructure		97,000	100,000	110,000	50,000	50,000	50,000	0
015-015-2-7	Finance Document Management System		0	0	224,980	0	0	0	0
<b>015-015-2 Financial Systems</b>		<b>2,320,000</b>	<b>865,000</b>	<b>880,000</b>	<b>265,000</b>	<b>80,000</b>	<b>80,000</b>	<b>80,000</b>	<b>80,000</b>
015-015-3	Business Tax Accounts Receivables		280,000	200,000	0	0	0	0	0
015-015-5	Real Estate Assessment and Accounts Receivable System Rep		310,000	200,000	100,000	0	0	0	0
015-015-6	OMB Systems		0	0	85,000	0	0	0	0
015-015-7	Payroll/Personnel System		150,000	250,000	0	0	0	0	0
015-015-7A	Remote Time and Attendance		75,000	150,000	0	0	0	0	0

Capital Improvement Program

**Information Technology**  
**Capital Improvement Plan For FY 2003 to FY 2008**  
**02-Jul-02**

CIP Project ID	Project Title	Net Totals	Net Balances						
			Prior Year	FY2003	FY2004	FY2005	FY2006	FY2007	FY2008
(1)	(2)	(3)	(4)	(5)	(6)	(7)	(8)	(9)	(10)
015-015-9	General Ledger Accounting System		40,000	80,000	80,000	80,000	80,000	80,000	80,000
015-015-3	<b>Geographic Information Systems</b>	<b>1,587,600</b>	<b>462,600</b>	<b>375,000</b>	<b>150,000</b>	<b>150,000</b>	<b>150,000</b>	<b>150,000</b>	<b>150,000</b>
015-015-11	GIS Development		462,600	375,000	150,000	150,000	150,000	150,000	150,000
015-015-4	<b>Public Safety Systems</b>	<b>6,618,132</b>	<b>1,306,040</b>	<b>565,362</b>	<b>3,977,210</b>	<b>25,000</b>	<b>164,520</b>	<b>524,000</b>	<b>56,000</b>
005-039-1	Public Safety Radio System Replacement		0	352,842	3,200,000	0	0	0	0
015-015-4-2	Justice Information Systems		760,000	0	0	0	0	0	0
015-015-12	Criminal Justice Information System (CJIS) Enhancem		60,000	0	0	0	0	0	0
015-015-13	Alexandria Justice Information System (AJIS) Develop		700,000	0	0	0	0	0	0
015-005-14	Police/Fire Computer Aided Dispatch (CAD) Replacement*		46,040	107,520	512,210	20,000	159,520	524,000	56,000
015-015-	Project Agile		0	0	0	0	0	0	0
015-015-15	Police Records Management		500,000	0	250,000	0	0	0	0
015-015-24	Tactical Computer System		0	0	0	0	0	0	0
015-015-25	Virginia Commonwealth Attorney Information System		0	5,000	15,000	5,000	5,000	0	0
015-015-	NEW Emergency Operations Center		0	100,000	0	0	0	0	0
	<b>Recreation Systems</b>	<b>150,000</b>	<b>50,000</b>	<b>100,000</b>	<b>0</b>	<b>0</b>	<b>0</b>	<b>0</b>	<b>0</b>
015-015-17	Recreation Systems		50,000	100,000	0	0	0	0	0
015-015-x	NEW Recreation Computer Laboratories		0	0	0	0	0	0	0
015-015-5	<b>Other Systems</b>	<b>1,595,600</b>	<b>471,000</b>	<b>704,600</b>	<b>180,000</b>	<b>60,000</b>	<b>60,000</b>	<b>60,000</b>	<b>60,000</b>
015-015-16	Permit Processing		351,000	218,600	100,000	60,000	60,000	60,000	60,000
015-015-26	Facilities Maintenance System		0	6,000	0	0	0	0	0
015-015-27	Replacement of Small System Applications		45,000	75,000	0	0	0	0	0
015-015-28	Intranet		0	70,000	80,000	0	0	0	0
015-015-29	TES Infrastructure Management and Maintenance System		75,000	25,000	0	0	0	0	0
015-015-22	MHMRSA Human Resources System		0	35,000	0	0	0	0	0
015-015-	NEW MHMRSA HIPAA Data Security Compliance		0	200,000	0	0	0	0	0
015-015-29	NEW Help Desk System		0	75,000	0	0	0	0	0

Approved  
City of Alexandria, Virginia FY 2003 Budget


186

Capital Improvement Program

# INFORMATION TECHNOLOGY PLAN

## Operating Budget Impacts

The following table summarizes the estimated impacts of the implementation of relevant projects included in the Information Technology Plan on the City's operating budget.



**Information Technology  
Capital Improvement Plan For FY 2003 to FY 2008 - Estimated Operating Impacts  
02-Jul-02**

Approved  
City of Alexandria, Virginia FY 2003 Budget 189

CIP Project ID:	New Open	Project Title	Six Year							
			Totals	FY2003	FY2004	FY2005	FY2006	FY2007	FY2008	
(1)		(2)	(3)	(5)	(6)	(7)	(8)	(9)	(10)	
<b>TOTAL Operating Costs - All Information Technology CIP Projects</b>			<b>10,335,270</b>	<b>1,497,590</b>	<b>1,563,551</b>	<b>1,692,515</b>	<b>1,759,439</b>	<b>1,891,694</b>	<b>1,930,481</b>	
<b>015-004</b>	<b>Infrastructure Projects</b>		<b>2,856,500</b>	<b>460,250</b>	<b>460,250</b>	<b>485,250</b>	<b>485,250</b>	<b>485,250</b>	<b>480,250</b>	
015-004-1	<b>Local Area Network (LAN) Services</b>		<b>286,500</b>	<b>45,250</b>	<b>45,250</b>	<b>45,250</b>	<b>45,250</b>	<b>45,250</b>	<b>40,250</b>	
015-014-1	<<date>>	LAN Backbone Capacity		0	0	0	0	0	0	
015-014-2	<<date>>	Individual Building LAN Development		0	0	0	0	0	0	
015-014-3	<<date>>	Upgrade Network Operating System		5,000	5,000	5,000	5,000	5,000	0	
015-014-4	<<date>>	Upgrade Work Station Operating Systems		0	0	0	0	0	0	
015-014-5	<<date>>	Network Infrastructure Hardware Upgrades/ Replacement		6,500	6,500	6,500	6,500	6,500	6,500	
015-014-14	27-Sep-00	Storage Area Network		33,750	33,750	33,750	33,750	33,750	33,750	
015-004-2	<b>Wide Area Network (WAN) Services</b>		<b>2,590,000</b>	<b>415,000</b>	<b>415,000</b>	<b>440,000</b>	<b>440,000</b>	<b>440,000</b>	<b>440,000</b>	
015-014-6	<<date>>	Institutional Network Development		365,000	365,000	390,000	390,000	390,000	390,000	
015-014-8	<<date>>	Telephony Integration		0	0	0	0	0	0	
015-004-9	<<date>>	Connection to State Government Data Services		0	0	0	0	0	0	
015-014-9	<<date>>	Security		50,000	50,000	50,000	50,000	50,000	50,000	
015-014-15	16-Sep-99	Computer Work Station Software Management		0	0	0	0	0	0	
015-014-13	<<date>>	Database Infrastructure		0	0	0	0	0	0	
<b>015-005</b>	<b>Systems Development</b>		<b>7,478,770</b>	<b>1,037,340</b>	<b>1,103,301</b>	<b>1,207,265</b>	<b>1,274,189</b>	<b>1,406,444</b>	<b>1,450,231</b>	
015-015-1A	<b>Public Access Development</b>			<b>5,000</b>	<b>5,000</b>	<b>42,500</b>	<b>42,500</b>	<b>42,500</b>	<b>42,500</b>	
015-014-10	<<date>>	Web Site Enhancements		0	0	0	0	0	0	
015-014-10	<<date>>	Web Site Planning & Zoning Docket Search & Retrieval		0	0	0	0	0	0	
015-015-19	29-Sep-00	Library Automated Catalog System Replacement		0	0	37,500	37,500	37,500	37,500	
015-015-4	<<date>>	Electronic Government		5,000	5,000	5,000	5,000	5,000	5,000	
015-015-30	08-Dec-00	Public Access to Land Records		0	0	0	0	0	0	
015-005-1	<b>Document Management Systems</b>		<b>127,800</b>	<b>21,300</b>	<b>21,300</b>	<b>21,300</b>	<b>21,300</b>	<b>21,300</b>	<b>21,300</b>	
015-015-2	<<date>>	MHM RSA Medical Records Management		21,300	21,300	21,300	21,300	21,300	0	
015-015-2A	<<date>>	Human Resources System		0	0	0	0	0	0	
015-015-21	02-Oct-00	Document Management and Imaging Infrastructure		0	0	0	0	0	0	
015-015-2-7	<<date>>	Finance Document Management System		0	0	0	0	0	0	
015-005-2	<b>Financial Systems</b>		<b>1,156,000</b>	<b>171,000</b>	<b>171,000</b>	<b>171,000</b>	<b>171,000</b>	<b>236,000</b>	<b>236,000</b>	
015-015-3	<<date>>	Business Tax Accounts Receivables		0	0	0	0	0	0	
015-015-5	<<date>>	Real Estate Assessment and Accounts Receivable System Re		30,000	30,000	30,000	30,000	30,000	30,000	
015-015-6	<<date>>	OMB Systems		18,000	18,000	18,000	18,000	18,000	18,000	
015-015-7	<<date>>	Payroll/Personnel System		0	0	0	0	0	0	
015-015-7A	<<date>>	Remote Time and Attendance		38,000	38,000	38,000	38,000	38,000	38,000	
015-015-9	<<date>>	General Ledger Accounting System		85,000	85,000	85,000	150,000	150,000	150,000	

Capital Improvement Program

**Information Technology**  
**Capital Improvement Plan For FY 2003 to FY 2008 - Estimated Operating Impacts**  
**02-Jul-02**

Approved  
 City of Alexandria, Virginia FY 2003 Budget  
 190

CIP Project ID	New/ Open	Project Title	Six Year Totals	FY2003	FY2004	FY2005	FY2006	FY2007	FY2008
(1)		(2)	(3)	(5)	(6)	(7)	(8)	(9)	(10)
015-005-3		<b>Geographic Information Systems</b>	<b>626,400</b>	<b>104,400</b>	<b>104,400</b>	<b>104,400</b>	<b>104,400</b>	<b>104,400</b>	<b>104,400</b>
015-015-11	<<date>>	GIS Development		104,400	104,400	104,400	104,400	104,400	104,400
015-005-4		<b>Public Safety Systems</b>	<b>5,261,070</b>	<b>713,140</b>	<b>779,101</b>	<b>845,565</b>	<b>912,489</b>	<b>979,744</b>	<b>1,031,031</b>
005-039-1	<<date>>	Public Safety Radio System Replacement		70,000	70,000	70,000	70,000	70,000	70,000
015-003-4-2		<b>Justice Information Systems</b>							
015-015-12	<<date>>	Criminal Justice Information System (CJIS) Enhancements		0	0	0	0	0	0
015-015-13	<<date>>	Alexandria Justice Information System (AJIS) Development		125,000	125,000	125,000	125,000	125,000	125,000
015-005-14	<<date>>	Police/Fire Computer Aided Dispatch (CAD) Replacement*		0	0	0	0	0	0
015-015-15	<<date>>	Police Records Management		0	0	0	0	0	0
015-015-17-Sep-99		Project Agile		0	0	0	0	0	0
015-015-24	17-Sep-99	Tactical Computer System		506,890	572,851	639,315	706,239	773,494	824,781
015-015-25	27-Oct-99	Virginia Commonwealth Attorney Information System		0	0	0	0	0	0
015-015-NEW	17-Dec-01	Emergency Operations Center		11,250	11,250	11,250	11,250	11,250	11,250
		<b>Recreation Systems</b>	<b>0</b>	<b>0</b>	<b>0</b>	<b>0</b>	<b>0</b>	<b>0</b>	<b>0</b>
015-015-5-2	<<date>>	Recreation Systems		0	0	0	0	0	0
015-015-x	NEW 09-Oct-01	Recreation Computer Laboratories		0	0	0	0	0	0
015-005-5		<b>Other Systems</b>	<b>127,500</b>	<b>22,500</b>	<b>22,500</b>	<b>22,500</b>	<b>22,500</b>	<b>22,500</b>	<b>15,000</b>
015-015-16	<<date>>	Permit Processing		0	0	0	0	0	0
015-015-27	05-Oct-00	Replacement of Small System Applications		0	0	0	0	0	0
015-015-28	<<date>>	Intranet		0	0	0	0	0	0
015-015-29	15-Nov-00	TES Infrastructure Management and Maintenance System		3750	3750	3750	3750	3750	3750
015-015-22	24-Oct-00	MHM RSA Human Resources System		0	0	0	0	0	0
015-015-26	28-Sep-00	Facilities Maintenance System		7500	7500	7500	7500	7500	0
015-015-NEW	17-Dec-01	MHM RSA HIPAA Data Security Compliance		0	0	0	0	0	0
015-015-29	NEW 15-Nov-00	Help Desk System		11250	11250	11250	11250	11250	11250

Capital Improvement Program

# INFORMATION TECHNOLOGY PLAN

## Infrastructure Projects - Project 015-014

This CIP project category includes the continuing development of a high capacity information infrastructure to support the delivery of large quantities of data between distributed computing systems to the public, elected officials and staff.

To provide the foundation for the systems that replaced the mainframe computer, the City has developed a Wide Area Network (WAN) connecting the City government's primary facilities. Additionally, within a number of these facilities, the City has constructed intra-building Local Area Networks (LANs). These infrastructure elements are a pre-condition for effective deployment of computer messaging technologies (such as e-mail) and of client-server applications that will support the City's future information service needs.

<b>Information Technology CIP Summary</b>									
<b>Infrastructure Project (015-004)</b>									
<b>LAN Development</b>									
		Prior Year							
		Unallocated	FY2003	FY2004	FY2005	FY2006	FY2007	FY2008	Totals
LAN Backbone Capacity		33,000	50,000	50,000	50,000	50,000	25,000	0	258,000
Individual Building LAN Development		17,000	25,000	25,000	25,000	25,000	10,000	0	127,000
Upgrade Network Operating System		5,000	25,000	25,000	25,000	25,000	15,000	0	120,000
Upgrade Work Station Operating Systems		23,000	70,000	70,000	70,000	70,000	70,000	70,000	443,000
Network Infrastructure Hardware Upgrades/ Replacement		487,000	698,800	537,100	506,200	920,000	673,800	0	3,822,900
Storage Area Network		0	100,000	175,000	50,000	150,000	50,000	0	525,000
	<b>Totals</b>	<b>565,000</b>	<b>968,800</b>	<b>882,100</b>	<b>726,200</b>	<b>1,240,000</b>	<b>843,800</b>	<b>70,000</b>	<b>5,295,900</b>

# INFORMATION TECHNOLOGY PLAN

## Local Area Network (LAN) Infrastructure

### Increase the Capacity of the LAN Backbone (015-014-1-1) Priority: Essential

A LAN backbone is the set of electronic components (electronic ethernet or ATM switches, routers, cables, concentrators and hubs) and software that connect multiple LAN file servers within a single building to one another. In City Hall the LAN backbone also connects to the City's Wide Area Network (WAN), and includes high-speed WAN services the City's Institutional Network (I-Net), and low speed (56 kbps) dial-up WAN services. (Other leased telecommunication services such as Verizon's frame relay service started being phased out in FY 2001 as the City's Institutional Network has been extended to most City facilities.)

A backbone's capacity is a key factor constraining data transmission speed. At present the backbone for a typical City building transmits data using ethernet communication protocols with 100 megabits of data per second. With the continued deployment of document storage and retrieval services, as well as the increased data traffic that is being introduced by the development of the Geographic Information System, the Alexandria Justice Information System, the new Police and Fire Computer Aided Dispatch Systems and the other Public Safety systems, and the large deployment of Lotus Notes email, the backbone capacity is being significantly increased in many City facilities.

In FY 2002, the City's first gigabit backbone was placed in operation in City Hall.

During FY 2001, staff upgraded the Courthouse, Public Defender's, Adult Probation & Parole and the Women's Shelter LAN's to support 100 megabits per second (mbps) ethernet. All of these sites were re-cabled with new data cable which can handle the greater flow of data. The backbones in each building were upgraded to Fore Systems ATM/Switched Ethernet with new 100 mbps Network Interface Cards (NIC) placed in each PC and printer for a total of 225 devices. This upgrade provides the data transmission bandwidth within each of these facilities to support the Windows 98/2000 operating systems, Lotus Notes email and Notes applications, increased use of the Internet and intranet, and GIS services. It also integrates with the I-Net. Backbone services are provided as follows:

Location	Current Capacity	Location	Current Capacity
• City Hall	1 gbps	• Public Safety Center	100 mbps
• DHS at Mt. Vernon Avenue	100 mbps	• MHMRSA at 720 N. St. Asaph Street	100 mbps
• Courthouse	100 mbps	• Lee Center	100 mbps
• Public Libraries	100 mbps	• Fire Admin Station 204	100 mbps



## INFORMATION TECHNOLOGY PLAN

### *Project Benefit:*

This project continues to fund improvements to staff productivity by increasing the speed with which data is delivered to users of the City's computer networks. By providing equipment upgrades to the network backbones, it is possible to provide better quality service to computer users by significantly reducing the time spent waiting for network responses for data. The upgrades also enable a much wider exchange of graphical images and other items such as maps and video that demand high-bandwidth.

### *Change In Project From Prior Fiscal Years:*

- There is no change in this project from the prior year.

### **Individual Building LAN Development (015-014-1-2)**

Priority: Very Desirable

The project includes installation of, or upgrades to local area networks (LANs) located in many City government buildings. Monies will fund the acquisition of the LAN infrastructure components (ethernet switches, punch down blocks, cabling, etc.) needed to complete the replacement of remote dial-up services by staff located at recreation centers, the remaining Office of Historic Alexandria (OHA) sites and new facilities such as the Vola Lawson Animal Shelter. These new components will be connected to the I-Net ATM switches at each site, and the installation of additional LAN infrastructure equipment where necessary. The upgrades at the Recreation and OHA facilities will provide 100Mb switched ethernet connections. As the I-Net is deployed and the specific needs of each building are clearly identified, costs will be updated accordingly.

### *Project Benefit:*

This project enhances productivity by installing LANs to City locations that do not yet have them. LANs can provide better quality service for both staff and citizens by improving access to data and by making new functions available that can improve the quality of customer service.

### *Change In Project From Prior Fiscal Years:*

- There is no change in this project from the prior year.

### **Upgrade Network Operating System (015-014-1-3)**

Priority: Essential

This project provides for the continuation of upgrades of the network operating systems used by the City's network and application servers. Some file and print services have been migrated to Windows NT, however many remain on servers running Novell NetWare 3.1x. So too, application services are provided by servers running Novell NetWare 3.1x or Microsoft Windows NT server version 4. All of the Lotus Notes services - mail, document storage and retrieval, scanning, and other Notes applications - are supported by servers running Microsoft Windows NT/Server version 4 or Windows 2000 Advanced Server.

The planned upgrades for the all Novell servers and all Windows NT Servers will be to Microsoft Windows 2000 Advanced Server. One of the motivators for this move is that versions of Novell which are currently installed are no longer supported by the vendor and the cost of upgrade to newer versions is much greater than the Windows alternative. In addition to the financial incentive, there are several other benefits. This new version of server operating systems provides the ability to synchronize the directory and user entries on all WAN connected servers, simplifying the administration of these servers. The newest version

## INFORMATION TECHNOLOGY PLAN

of the server operating systems also provides improved performance and improved integration of the Windows NT/Server database applications and provides a more hospitable environment for TCP/IP, which is the standard data communications protocol used on the Internet. In addition, this provides significant performance improvements on servers which contain multiple processors and in supporting very large drives (36 GB and above) stacked in disk arrays. Management of these servers is greatly simplified in newer versions, making it possible to provide a more reliable computing environment.

This project will be implemented in conjunction with the Network Infrastructure Hardware Upgrades/ Replacement project.

### *Project Benefit:*

This project enhances productivity by enabling ITS staff to reduce time spent managing and monitoring the City's network services due to older operating systems and allows City network engineers to concentrate on one operating system instead of managing multiple systems. Upgraded network operating systems provide better quality service by making network services operate more smoothly, with less disruption.

### *Change In Project From Prior Fiscal Years:*

- There is no change in this project from the prior year.

### **Upgrade Work Station Operating Systems (015-014-1-4)**

Priority: Essential

This project provides funds to upgrade the operating system on City computer work stations with an appropriate latest version of either Windows NT or Windows 2000, and in limited cases, UNIX or UNIX derivatives such as Linux. This project also provides additional work station memory and larger capacity hard drives as necessary. These upgrades are required for the next generation of City e-mail messaging, financial, public safety, GIS, human resource, maintenance management and other applications. The City replaces desktops and workstations on a four year cycle and as these are replaced, the operating system is automatically upgraded. However, this funding is for those computer workstations which are not in need of physical replacement, but still require the upgrade of the operating system in order to have many applications operating simultaneously. Continuing rapid changes in operating system technology will, for the foreseeable future, require upgrades about every 24 to 36 months - more often than the hardware replacement cycle. This project also provides for the costs of installing the new operating systems by City Help Desk staff.

Because of significant uncertainty with regard to Microsoft licensing arising from the anti-trust settlement, the City does not have an accurate cost projection for FY 2003, MS licensing requirements.

With the introduction of Windows XP, staff is cautiously assessing its cost against its benefit. For the moment, the ITS standard is Windows 2000, which has proven stability and cost effective deployment.

### *Project Benefit:*

This project enhances productivity for City computer users who require functions that are available in new work station operating system versions which enable them to run new applications. Users whose job requires the use of many different software packages, or packages that require significant computer resources, are better served by Windows 2000. Over time, as new hardware and software is introduced that make use of features available

## INFORMATION TECHNOLOGY PLAN

in new operating systems, users whose job productivity is improved and are able to deliver improved service, benefit from an operating system upgrade.

### *Change In Project From Prior Fiscal Years:*

- Funding for this project has been extended to FY 2008 because of the increase in the number of work stations in use. Additional funds have been included to cover the cost of installation.

### **Network Infrastructure Hardware Upgrades/Replacement (015-014-1-5)      Priority: Essential**

This project provides for the phased replacement of the hardware and software required to operate the City's computer network services in a safe and reliable manner.

### *Operating Budget Impact:*

New and replacement servers are acquired with three year on-site maintenance warranty service, allowing annual maintenance costs for network equipment to be held to a minimal amount.

### *Project Benefit:*

This project provides for the phased replacement and enhancement of the hardware and software required to operate the City's computer network services in a safe and reliable manner. The City has undertaken multiple projects which tie to the process of migrating from providing file and print services using Novell software and servers to a TCP/IP-based mix of software and servers using Windows 2000 Advanced Server. This request funds the purchase of hardware and software for up to ten large enterprise class servers, for consolidation of multiple smaller Novell servers, and administration software/desktop licenses required to manage the network from these new servers.

The purchase of large enterprise-class servers is a component of the City's implementation of technologies which will improve availability of network services to industry standards (in excess of 99 percent up-time) by pairing (clustering) servers and introducing shared disk data storage devices. With these new technologies, multiple servers store data on a set of highly-redundant, interchangeable disk storage devices which will reduce downtime, ease maintenance and support easier upgrades. The City will retire the older, smaller servers by collapsing these into clusters of two, with each set of two sharing a set of LAN data storage devices.

This project enhances productivity by improving the speed with which data are accessed and processed. It provides better quality service through reduction in waiting time and in the ability to support appropriate new features and services.

### *Change In Project From Prior Fiscal Years:*

- There is no change in this project from the prior year.

### **Storage Area Network (015-014-14)      Priority: Very Desirable**

A Storage Area Network (SAN) is a high-speed network, similar to LANs, that connects disk subsystems directly to servers or clients. SAN's help to relieve network congestion and bypass distance limitations imposed by traditional Small Computer Storage Interface (SCSI) connections.

## INFORMATION TECHNOLOGY PLAN

With constant growth in the amount of data requiring storage, the demand for additional network storage capabilities continues to rise. A SAN is superior to the lower-cost storage alternative, Networked-Attached Storage (NAS), for several important reasons. NAS attaches to the network as a network device, so the NAS traffic competes with other LAN traffic. -NAS also cannot support multiple servers easily. A SAN has its own network, so traffic is independent of the existing LAN. A SAN supports multiple servers with speed and reliability.

### *Project Benefit:*

SANs provide more secure storage of data and help protect against data loss through a variety of technologies such as disk units that can be exchanged without having to turn the SAN off (hot-swappable) and the ability to automatically switch to another server in the event of a server failure.

### *Change In Project From Prior Fiscal Year:*

- Transferred \$125,000 from FY 2002 to FY 2004, reflecting a change in the priority of this project.

# INFORMATION TECHNOLOGY PLAN

<b>Information Technology CIP Summary</b>									
<b>Infrastructure Project (015-004)</b>									
<b>WAN Development</b>									
		Prior Year							
		Unallocated	FY2003	FY2004	FY2005	FY2006	FY2007	FY2008	Totals
Institutional Network Development									
Expenditure Totals		500,000	500,000	500,000	500,000	500,000	0		2,500,000
Revenue Totals		(500,000)	(500,000)	(500,000)	(500,000)	(500,000)	0		(2,500,000)
Net City Cost		0	0	0	0	0	0	0	0
Telephony Integration		0	5,000	0	0	0	0	0	5,000
Security		25,000	25,000	25,000	25,000	25,000	0	0	125,000
Computer Work Station Software Management		108,000	60,000	0	0	0	0		168,000
Database Infrastructure		0	45,000	88,000	45,000	45,000	45,000	0	268,000
Totals		133,000	135,000	113,000	70,000	70,000	45,000	0	566,000

## Wide Area Network (WAN) Infrastructure

### Institutional Network (I-Net) Development (015-014-2-1)

Priority: Essential

Funding for this project is provided by Comcast Cable Communications (formerly Jones Communications) capital grant monies and sustains the continued activation of the fiber optic network Jones Communications installed for the City, called the City's Institutional Network (I-Net). In FY 2003 some of the data communication links between major City, School, and Library facilities will be upgraded to provide improved speed and service.

Information regarding the current phases of the implementation are included here.

# INFORMATION TECHNOLOGY PLAN

## *Implementation Phase Five*

During FY 2002 ITS and Comcast installed I-Net connections to these sites:

- Police Vice/Narcotics
- Mount Vernon Recreation Center
- Charles Barrett Center
- Charles Houston Recreation Center
- Patrick Henry Recreation Center
- Cora Kelly Recreation Center
- Durant Recreation Center
- Burke Branch Library and School Facility

Additional sites to be completed in the next several months, and remarks regarding each site's requirements, are included in the table below:

<i>Implementation Phase Five</i>		
Priority	Facility Or Site	Remarks
1	Project JobLink/Dept. Of Human Services 2034 Eisenhower Ave. In leased space at the Hoffman Center.	There has been extensive consultation with the owner of this facility. The telephone room Northern Wall has been marked for the installation of the demarc box (a "demarc box" is where Comcast connects their lines to the lines in the facility). The City will run fiber from the demarc box to the network switch which is in another part of the building. Comcast is to install a fiber run from a convenient splice point (there appears to be a splice point in the front of the building AND conduit which runs from the splice point into the telephone room of the facility thus there may not be a need to "drill" under the parking lot). In addition, project requires the installation of a demarc box and insertion of the site into the appropriate ring. This will remove the frame relay line.
2	Vola Lawson Animal Shelter	April 2002. Facility will be under construction through 2001. When construction is completed this requires a fiber run from a convenient splice point, the installation of a demarc box and insertion of the site into the appropriate ring.
3	Gadsby's Tavern Museum	CY 2002. This facility will receive an I-Net connection through the City fiber line at 132 N. Royal Street.
4	Lloyd House	CY 2002. This facility has existing I-Net fiber, but will need the line reconditioned and new connection equipment.

# INFORMATION TECHNOLOGY PLAN

## *Implementation Phase Six*

Additional sites to be addressed in Phase Six and remarks regarding each site's requirements are included in the table below:

<i>Implementation Phase Seven</i>		
1	Dockmaster's Office	FY 2003. Requires a fiber run to a convenient splice point and installation of a demarc box.
2	Alcohol Safety Action Program (ASAP) Office	FY 2003. Requires a connection to the local area network from an existing demarc box.
3	Patent and Trademark Office (PTO) trailer	FY 2003. This is a temporary office staffed by City employees for the duration of PTO construction. This requires the trailer to be wired and a demarc box installed.
4	The Lyceum - 201 South Washington Street	FY 2003. This requires a fiber run from a convenient splice point, the installation of a demarc box and insertion of the site into the appropriate ring.
5	Ford Nature Center	CY 2003. This facility will be connected from William Ramsay Recreation Center.

### *Operating Budget Impact:*

The I-Net maintenance costs vary depending on whether the site is a primary site (connected directly to the Comcast provided fiber) or a secondary site which is connected downstream from a primary site. This is because the downstream sites have less equipment to maintain. Assuming maintenance, repair and engineering, the cost estimate for a primary site is \$3,500/yr. and for a secondary site is \$2,500/yr.

# INFORMATION TECHNOLOGY PLAN

	FY 2003	FY 2004	FY 2005	FY 2006	FY 2007	FY 2008
I-Net Operating Cost for Schools -Estimated	\$77,000	\$77,000	\$77,000	\$85,000	\$85,000	\$85,000
I-Net Operating Cost for Government and Libraries - Estimated	\$197,500	\$208,000	\$196,000	\$215,000	\$215,000	\$215,000
<b>Total Estimated Costs</b>	<b>\$274,500</b>	<b>\$285,000</b>	<b>\$313,000</b>	<b>\$300,000</b>	<b>\$300,000</b>	<b>\$300,000</b>
Primary Active Sites - Schools	22	22	22	22	22	22
Primary Active Sites - Government and Libraries	45	48	56	56	56	56
<b>Total Primary Sites</b>	<b>67</b>	<b>70</b>	<b>78</b>	<b>78</b>	<b>78</b>	<b>78</b>
Secondary Active Sites - Government & Libraries	16	16	16	16	16	16
<b>Total Sites</b>	<b>83</b>	<b>86</b>	<b>94</b>	<b>94</b>	<b>94</b>	<b>94</b>

The City is currently planning to replace some of the older I-Net equipment in FY 2004. Per the terms of the City's franchise agreement with Comcast, Comcast will provide, on a matching basis with the City, up to \$500,000 to cover the cost of those upgrades. The FY 2004 - FY 2009 IT Plan will include the additional contribution from Comcast with the appropriate City match.

***Project Benefit:***

This project has enhanced productivity by allowing several City schools (ACPS) to have video services to connect classrooms. These video services are providing a better quality service than could be acquired through a regional telephone carrier for the same cost. In the future this project will enable the City to deliver scalable data, video and telephony communications to the ACPS, the libraries and the City government as those services are needed and warranted.

***Change In Project From Prior Fiscal Years:***

- There is no change in City funding for this project from the prior fiscal year.



## INFORMATION TECHNOLOGY PLAN

**Telephony (015-014-2-1-2)**

Priority: Very desirable

The City and the Alexandria City Public Schools (ACPS) have chosen a vendor to supply telephone exchange and desk equipment and has negotiated a new contract with Verizon for telephone service. This project anticipates the future convergence of telephone and computer services, known as telephony. While the specifics (and costs) are not yet known, some of the more visible examples of this convergence are:

- Internet telephony (called Voice Over IP- VoIP) in which the Internet is used as the telephone carrying and switching system;
- Internet appliances which combine telephone devices or paging devices with Internet access;
- Telephone call management systems which enable the computer work station to also be used as the desktop telephone device.

While these technologies are not yet sufficiently mature for deployment in the City's environment, they are technologies that have the potential for enabling future productivity improvements.

The new telephony contract will be implemented in phases, beginning in the fall 2001. These phases are anticipated as follows:

- The new contract provides for the ability of any City or ACPS worker to dial any City and School facility with a four digit phone number through a single Centrex system. Presently many facilities do not use Centrex and require dialing an outside line and the full 10 digit phone number to access other City or ACPS staff. This service has begun installation and is expected to be completed by the end of summer 2002.
- The City will upgrade a number of local PBX switches, while still making use of existing equipment which continues to be under maintenance and which still has a useful life. City staff will be carefully studying the relevant issues before creating the PBX and VM equipment replacement schedule, which will include estimated costs. These costs will be included in the FY 2004 - FY 2009 IT Plan.

ACPS equipment will be funded through the ACPS operating budget and is not reflected in the costs included in the IT Plan:

### *Operating Impact:*

The operating and maintenance costs of telephone switches and voicemail units are included in the General Services budget and in various other departmental budgets.

### *Project Benefit:*

This project will provide more effective and efficient telephone and related telecommunications services to the City government, library system and the Alexandria City Public Schools.

## INFORMATION TECHNOLOGY PLAN

### *Change In Project From Prior Fiscal Years:*

- An amount of \$5,000 has been added to this project in FY 2003 as a placeholder, with a more specific funding plan to be developed for the FY 2004 - FY 2009 CIP.

### **Security (015-014-3)**

Priority: Essential

This project encompasses work related to the security of the City's desktop, mobile computer users and network services. Network services include wide area networks and local area networks, including the provision of services for Internet connected systems as well as connections to State networks.

This project supports the acquisition of hardware and software needed to provide security to the City's desktop computers, mobile computers and network servers and services. Network services include wide and local area networks, including protection of unauthorized access from the Internet. As connections to State networks are needed for the Courts, the public safety agencies, the Health Department, the Finance Department, the Planning and Zoning Department, Transportation and Environmental Services, the Real Estate Assessor, and for the Human Service agencies, these funds also provide for acquisition and installation of computer network communications devices such as software in the form of firewalls, and hardware in the form of modems, routers and network switches which work in conjunction to isolate the City's networks and data communications from those of the State. These devices ensure that the City-to-State TCP/IP data connections are private and secure the City's wide and local area networks against unauthorized access.

There are multiple parts to this project: software to protect desktops, software and hardware which together form "firewalls", as well as other software and devices to protect remote mobile computers. Firewalls are used to block unauthorized individuals from gaining access to City computer services where the connections are of a permanent nature such as connections to the Internet and other government networks. Remote and mobile access security devices are used when portable computers are used to access City network resources over either the public switched telephone network or through radio communications. As needed, this project includes the purchase of expert services to test the efficiency and effectiveness of these devices and systems.

### *Operating Budget Impact:*

Providing adequate security to the City's computer services requires care in planning and execution. For example, the installation of the Police Department firewall will create an environment where the City's firewall services will have to protect the City Hall LAN and protect the Police Department LAN. Staff will be expected to be able to handle firewall problems without additional support (as was previously done with the City government firewall to the Internet and to the DHS firewall). However, with the expansion of firewall protection to the Library facilities and extensions to intermediary monitoring and filtering at the desktop, staff found that the additional work load was too high to be met with existing staff. The additional work load to monitor and maintain network and computer security is contracted at an amount of approximately \$50,000 annually.

## INFORMATION TECHNOLOGY PLAN

### *Project Benefit:*

This project will enhance productivity and afford better quality service through the elimination of potential system intrusions that may disrupt network operations, damage system and data files and otherwise compromise the integrity of the City's networked environment.

### *Change In Project From Prior Fiscal Years:*

- There is no change in this project from the prior fiscal year.

### **Computer Work Station**

**Software Management** (Project 015-014-15)

Priority: Very Desirable

The City has a number of application systems which employ client/server technology. Client/server technology developed in the 1980's and early 1990's was designed so that much of the work done by the application system is performed by the client and a little is performed by the server. These are called "fat" client systems because they contain large amounts of computer code which must be stored and run on the client's computer. This requires that each computer work station that uses an application system of this type have a special piece of software loaded on it and also requires that for each change in the release of the application, that someone go to the work station and install the upgraded software - a time consuming task. The advent of the Internet World Wide Web (web for short) introduced the web browser which is called a thin client. In thin client technology a little work is done by the client and a lot of work by the server. The advantages of the latter approach are several: (a) the cost of the client, the web browser, is essentially free and easily distributed; (b) the web browser is a uniform interface making training less complex; (c) computer work stations can be simpler and less expensive; and (d) the web browser is also used for accessing the Internet, serving double duty.

The following table displays in four groups, key City systems which are client/server based. The first group, fat-client systems that are to be retrofitted with a web browser interface, are the target of this project. These systems need to be modified so that they are able to be accessed through a standard web browser such as Netscape Communicator or Internet Explorer. The monies proposed in this project are for accomplishing this. The remaining three groups list application systems which will come with a web interface or have already been funded for replacement and will be designed to be used with a web interface.

Fat Client services can also be delivered through a web browser using a class of software called terminal servers. Citrix Metaframe and Microsoft Terminal Server are the leading products in this class. The City is currently exploring and testing these solutions to determine their efficiency and cost effectiveness.

# INFORMATION TECHNOLOGY PLAN

## Systems With "Fat" Clients

	Group	Application System	Provided By	Estimated Current Sites	Estimated Total Future Sites
1	Fat-client systems to be retrofitted with a web browser interface	Performance Accounting System	Vendor	250	250
	New system to include web interface	Personal Property System	Vendor	100	100
2	Web interface under development	Permit*Plan		125	125
		BuySpeed Purchasing System		20	100+
3	Has web interface	Geographic Information System	Vendor	50	300
		Kronos remote time and attendance	Vendor	50	200
4	System to be redeveloped to include web interface. Redevelopment project is funded independently of this project.	Business Tax Accounts Receivable System		50	50
		Real Estate Accounts Receivable	Vendor	50	50
		Real Estate Assessment System (CARAT)	Vendor	50	50
		Payroll/Personnel System		20	600 (Growth on the Personnel side)

### *Project Benefit:*

The consistent use of web-based clients throughout the City will reduce system administration costs, and will provide a uniform interface that is familiar to most new and current employees alike, helping to reduce training costs, reduce mistakes and raise productivity.

### *Change In Project From Prior Fiscal Years:*

- There has been no change in this project from the prior fiscal year.

## INFORMATION TECHNOLOGY PLAN

**Database Infrastructure Development (015-014-13)**

Priority: Very desirable

To facilitate sharing and exchanging data between applications and to safeguard the integrity and security of financial and safety data, the City has adopted two database software products, Sybase and MS/SQL, as preferred database engines for the development of major City software applications. This project involves the codification of rules, processes, and data elements contained in key City databases which is a pre-condition for the development of integrated City systems.

*Project Benefit:*

This project enhances productivity by providing a standard reference to all appropriate data elements that are in various City electronic databases, allowing staff to access standardized data (such as addresses) across numerous databases without regard for the nuances of each database's environment or construction. The project provides better quality service by improving the timeliness and accuracy of staff interaction with citizens who request information or services through the City's Permitting applications, the Real Estate Assessment Process, the Recreation Department registration application, as well as other applications. It also provides improved management of City resources through enhancements to the ability to provide analysis of the data which resides in these different computer applications. Much of the data managed by these applications will be converted to be "layers" in the City's geographic information system (GIS).

*Change In Project From Prior Fiscal Years:*

- Extends development of database development work through FY 2007 in the amount of \$45,000 annually.
- Transferred \$150,000 of unallocated prior-year monies to FY 2004, reflecting an appropriate pace of system development.

## INFORMATION TECHNOLOGY PLAN

### System Development Projects - Project 015-015

This CIP project category includes development of computer application systems in finance, geographic information and public safety for departments and agencies, the development of automated document management services, and the development of the City's radio communications network for both public safety and operating government agencies.

#### Public Access Development

##### Web Site Enhancements (015-014-3-1)

Priority: Very Desirable

This project includes enhancements to, and applications for, the City of Alexandria's internet web site (ci.alexandria.va.us).

Monies in this project fund the on-going development and evolution of City departmental web sites. Additional web site enhancements and applications are evaluated on an on-going basis with input from two groups appointed by the Information Technologies Steering Committee -- the City Web Steering Committee and the Electronic Services Task Force and from the City Council's Information Technology Commission.

Over the past twelve months, web site enhancements included:

- Major improvements to the web server cluster to improve availability and reliability
- Installation of a secure socket link server for increased security
- Installation of a server dedicated to providing List Service functions
- Juvenile and Domestic Relations District Court web site
- Clerk of Circuit Court - Court of Records web site
- Posting of Recreation class schedules
- Addition of Marine Operations team to Fire Department
- Snow Plow route map
- Sewer System Survey map and schedule
- Annual Friendship Firehouse Festival pages
- Mayor's State of the City report
- City Annual Report
- Annual proposed and approved budgets
- Alexandria/Arlington Work Force Consortium Strategic Plan
- Updated Office of Housing site materials
- City Crime Statistics annual update
- Photographic images to Build to Suit map
- Revised photo tour
- Alexandria Canal web pages
- Revised 'Doing Business with the City' Vendor Guide
- Made most web based forms fillable on-line
- Spanish language versions of Living Wage Q&A and City Manager's Budget Message
- Increased telecommunications bandwidth for City internet connectivity
- Police Crime Reports via List Service
- Set up new server for statistics and revised statistics reporting
- Added Archaeology Resources Map with GIS layers
- Revised Voting Precinct Map using GIS layers
- Added ability of Fire Department to post press releases
- Completely revised and updated Historic Alexandria web site
- Completely revised and updated all Historic Alexandria museums web sites
- New web site for Transportation and Environmental Services

## INFORMATION TECHNOLOGY PLAN

In the next twelve months staff plan to implement web sites for General Services, MH/MR/SA, General District Court and Court Services Unit and Housing Department, as well as further enhancements to the Health Department web site. Personnel Services Job Application process will receive additional improvements, eliminating most manual handling of job applicant data and adding the capability to receive expanded applicant information.

Additionally, we will continue the process started in the current fiscal year to add various GIS maps to the web site; enhance the search features in the Real Estate Assessment system; and set up a process for allowing Boards and Commissions to post their meeting minutes.

There is an increasing awareness within various departments of the ability to use the Internet as a communications medium. This awareness, when coupled with the increase in public use of the site, make it ideal for communicating the status of various projects which affect the lives of Alexandrians. In FY 2002, the City launched its first List Service for Police Crime Reports (email notification of members on the list) and based on this experience, this service will be expanded so that various other City government organizations can communicate with their constituent groups.

These are just a few of the many potential uses which will require resources in 2003. The acceptance of the web site by the public and the increasing use by staff of the Internet continues to place a load on both equipment and telecommunications capacity. Last year web server memory was upgraded, server redundancy was added and the telecommunications link was enhanced. This year we expect to add more server disk space and to install a new backup strategy. These are both important additions to the infrastructure as citizens increasingly come to depend on the web site as their "electronic City Hall."

This past year the web site was cited by Civic Resource Group as "Best in Category for E-Government Applied" for cities with populations of 250,000 or less. As we try to maintain this high level of service to our citizens, we are also faced with increasing development costs. A new competitively bid contract for web development services was awarded in FY 2001, resulting in an increase of nearly 50 percent in some labor categories. When taken with the overall infrastructure and other development costs, this impacts the total estimated requirements by approximately 15 percent. This is reflected in this capital submission.

### *Operating Budget Impact:*

As the number of pages available through the web site grows, the cost of its maintenance - which includes disk space storage fees - will also increase. During the past year the number of pages grew by nearly 50 percent, much more than the anticipated 25 percent growth. For the next year, staff is making no predictions about growth except to note that the growth will most certainly continue as demands for new offerings are requested at an ever expanding rate.

The growth of the City's web site from about 200 pages in 1996 to more than 10,000 today, coupled with the increased complexity of the site (the site contains a variety of built-in applications to make using the site easier) has placed increased demands on staff for maintenance of the site. While some departments have taken on the direct maintenance of some or all of their site (Recreation, Historic Alexandria, Juvenile Court, Commonwealth's Attorney, Planning and Zoning, City Clerk, Fire, Police, Alexandria Economic Development Program (AEDP), DASH, Personnel, Purchasing, Real Estate Assessments and the Public Information Officer all have some sort of automation to enable posting of rapidly changing information), the need to continue to work with departments to manage their web sites is a focus of ITS staff. This was highlighted as an issue which would require additional resources in each of the two previous years. The increased demand, with no increase in staff has required that we depend on outside resources at a greater rate in order to ensure that the City's web site is accurate, timely (does not contain outdated material), and is responsive to

## INFORMATION TECHNOLOGY PLAN

the needs of the community. The FY 2003 ITS operating budget request reflects this need by requesting an additional staff person for web maintenance.

### *Project Benefit:*

This project provides enhanced services to the public by making information about the City government available seven days a week, 24 hours a day. In addition, the City's Internet web site provides the platform for delivering certain kinds of City services, such as registration for events, in a cost-effective manner.

### *Change In Project From Prior Fiscal Years:*

This project has changed as compared to prior fiscal years:

- An increase in annual funding of \$15,000 to absorb the increased development costs and extension of funding through FY 2008.
- Deferred \$140,000 of prior-year unallocated monies to FY 2004, reflecting an appropriate pace of development.

### **Library Automated Catalog System Replacement (015-015-19)      Priority: Essential**

The Alexandria Library now plans to replace its integrated automated library system in FY 2005. The current system has evolved over the past two decades and was last upgraded with a web-based interface in 1996, and planned to be further upgraded in FY 2002.

### *Project Benefit:*

This project will enhance productivity internally, but more importantly, improve the library patron's access to the library's collections, its on-line reference resources and other special services such as remote reserving and renewing of materials, delivery to the homebound, and movement of materials between and among branches upon request.

Technical services staff will benefit from a seamless process beginning with branch-level ordering of materials, direct ordering to vendors, simple tracking, expedited cataloging and rapid processing for delivery and shelving. The system will enable branch staffs to order materials from their work stations and continually track items until received in the branches. The welcome screen at each public access terminal will be designed with appealing graphics and ease of use. Managerial staff will have access to a report generator that will allow them to design reports that will help them meet patron needs and determine areas of collection strengths and weaknesses. Inventory control will improve as determination of replacement needs will be accelerated.



## INFORMATION TECHNOLOGY PLAN

### *Change In Project From Prior Fiscal Years:*

- Deferred \$200,000 from FY 2002 to FY 2005 reflecting improvements (at a \$50,000 cost) in the Library's current system which extends its useful life until FY 2005.

### **Electronic Government (015-015-4)**

Priority: Very Desirable

Electronic Government is the function of connecting customers to the information systems of government, enabling them to obtain information and complete their business on-line. Electronic Government (E-Government) consists of any system or process which uses electronic means to enhance interaction or provide service between:

individual citizens and government  
government and government  
government and business  
employees and government

The objective of E-Government is to provide 24x7 access to those government services which can be reasonably provided by some electronic method. Typically, the two methods most used are the internet (web) and the telephone (Interactive Voice Response - IVR). The ability to submit a City job application or reserve a conference room at the Beatley Library are examples of current services provided via the internet. Checking the status or schedule of a construction inspection is an IVR service. Payment of City taxes has both internet and IVR components.

Electronic media are becoming increasingly popular and useful means of providing services, especially as the technology becomes more reliable and as service providers come to better understand how to deploy the technology. With only a basic understanding of the capabilities inherent in this sort of technology, this project was initiated in FY 2002. This year we know much more and have instituted a process for reviewing the many potential demands for E-Government services. The goal is to carefully screen projects for potential payoff, success and costs before they are initiated. Staff has established an E-Government project function which will screen projects and make recommendations to the Electronic Services Task Force. This task force of the Information Technologies Steering Committee is composed of department and agency heads who provide oversight to all services provided electronically. Once approved under E-Government, a project may draw on project funds and will be either managed directly by the E-Government project function or that office will provide oversight.

To be approved for Electronic Government funding and management, a project must meet the following criteria:

1. To ensure that projects are customer focused, appropriate research showing that the target user group has in fact shown interest that such a service should be provided (**need**).
2. Each project should demonstrate the value that will be created, who will capture this value and whether the cost of the project is justified by the anticipated reward (**value**).
3. In order to properly understand the risks of any given e-government project, a transactions risk assessment should be conducted to ensure that we are taking the appropriate steps to mitigate the perceived privacy and security risks (**security risk assessment**).
4. All projects should aim at automating processes and simplifying tasks (**simplify steps required**).

## INFORMATION TECHNOLOGY PLAN

5. Project plans should demonstrate how the project itself can be scaled if necessary to meet changing demands as well as the perceived positive and negative impact that it may have on other systems or projects (**enterprise-wide planning**).
- 6. Planned design should use the common City interface and be functionally organized (**common user interface**).
7. Digital Divide implications should be considered as well as the feasibility of providing alternative access to services (**address digital divide**).
8. In-depth analysis should be performed to determine if process changes should occur in conjunction with project implementation to streamline business processes (**improve internal procedures**).
9. Consideration should be made in determining how the application will sustain itself in the future if processing fees are involved, or if the expense of development is great. Determine the appropriateness of convenience fees, pay for use fees and subscription fees (**consider need for fees**).

## INFORMATION TECHNOLOGY PLAN

A number of electronic government projects are currently being considered by various departments:

- Apply for and track Construction Permits on-line
- Register for Recreation Programs on-line or via telephone
- Citizen Reporting of Public Works type problems on-line or via telephone
- Report a Minor Crime on-line
- On-Line list of approved Child Care Providers
- E-Mail updates on various items of interest to citizens
- Use of E-Check for payment of various City services

### *Operating Budget Impact:*

Unknown. While providing services electronically has the potential for reducing costs, this can only occur if manual processes are changed or even eliminated. In many cases, these manual processes may be improved but will need to remain in some form to ensure that citizens or small businesses who may not be able to use an automated process can still be served.

### *Project Benefit:*

E-Government will allow the City of Alexandria to provide better information and service to customers (citizens, businesses, employees and other governments).

### *Change In Project From Prior Fiscal Years:*

- Funding has been extended for each of the next six years at the same level as FY 2002 (\$150,000/yr).
- Deferred \$150,000 of prior-year unallocated monies to FY 2004, reflecting an appropriate pace of system development.

## INFORMATION TECHNOLOGY PLAN

**Public Access to Land Records** (015-015-30)

Priority: Essential

The purpose of this project is to place the Alexandria Circuit Court land records and related documents on the Internet within the next two years. The following table shows the land records and indexes and their status with regard to conversion to a format accessible through the Internet.

Date of Records	Status
Land Records from 1970 - 1993	Scanned onto CD's and on microfilm made from CD's & currently being converted to Internet readable format.
Land Records from October 1993 - October 1999	On 16 mm microfilm and currently being converted to Internet readable format.
Land Records from October 1999 - present and future	Have been and continue to be scanned using Supreme Court of Virginia Records Management System (Records Management System [RMS] - located in the Office of the Clerk of Court).
Indexes from 1970 - 1993	On data tapes which need converting to run on RMS. These are being converted to work with the Internet.
Indexes from 1993 - present	Currently available on RMS.
Indexes from 1999 - present and future	Linked to images of actual recorded documents.

All the above records and indexes are being converted to a format compatible with web browser access with imaging expected to be completed during summer 2002. The records and indexes will be placed on a separate public access server isolated from the daily operating RMS. Records will be uploaded regularly to this server. The City will provide links from the Clerk of Court page on the City's web site to access the land records data.

The Virginia State Legislature initiated a project to automate and create remote access to the Commonwealth's land records by funding through the Technology Trust Fund (TTF) (administered by the State Compensation Board and the Council on Information Management). The Clerk of Circuit Court is the official custodian of these records. For every land recording there is an additional \$3.00 charge to fund this project. Two dollars is directly available (only through meeting certain requirements) to the office generating the fee and can be applied to any project that moves toward the goal of remote access. The other \$1.00 is controlled by the State Compensation Board. A total of seven hundred fifty thousand dollars (\$750,000) is now available for Clerks in jurisdictions with populations over 70,000. There are 22 clerks in this category.

## INFORMATION TECHNOLOGY PLAN

The initial phase in which the records are converted from CD and microfilm to a format accessible through the Internet, is using a third party vendor to perform the work. The next phase, the linking of indexes to scanned images, will require additional temporary staff. After these initial phases there will be an ongoing conversion and uploading of data plus any normal system maintenance. The Commonwealth's Compensation Board has approved funding in the amount of \$195,176 for the work.

This project is a part of the initiative to provide public access to Office of the Clerk of Court's public records.

At present the Clerk of Courts anticipates contracting with the State Supreme Court to provide Internet access for these documents. This service is expected to be funded by the Clerk's technology surcharge of \$3 for every document filed with his office. The authorization for this surcharge, while expiring on June 30, 2002, is expected to be renewed and extended by the General Assembly through June 30, 2004. The Clerk anticipates using these monies to pay the Supreme Court contract. Until there is closure on the resolution of the surcharge extension and there is firm agreement on the work that is proposed to be accomplished by the Supreme Court, it is not possible to confirm a schedule for making this information available through the Internet.

### *Project Benefit:*

This project makes the land records of the City of Alexandria directly available to other City agencies, title attorneys, realtors, historical societies and property owners of Alexandria. As paper records age, they become more fragile and handling hastens their deterioration. Also, as more of these records are put into digital format, access becomes limited to the number of PC's that can be accommodated in the space of the Clerk's Office record room. Remote access allows citizens access to essential land records virtually 24 hours, gives other City agencies immediate access to the official land records in their own offices, protects the original records from additional handling, and gives access to title attorneys and real estate personnel to more efficiently serve citizens involved in real estate transactions in the City of Alexandria.

### *Change In Project From Prior Fiscal Years:*

- Initial funding in the amount of \$195,176 has been approved by the State Compensation Board to begin the initial phases of this project. The City bears no costs for this project.

# INFORMATION TECHNOLOGY PLAN

<b>Information Technology CIP Summary</b>									
<b>Systems Development (015-005)</b>									
<b>Document Management Systems</b>									
		Prior Year							
		Unallocated	FY2003	FY2004	FY2005	FY2006	FY2007	FY2008	Totals
MHMRSA Medical Records Management		46,500	135,000	0	0	0	0	0	181,500
Human Resources System		155,250	150,000	0	0	0	0	0	305,250
Document Management and Imaging Infrastructure		97,000	100,000	110,000	50,000	50,000	50,000	0	457,000
Finance Document Management System		0	0	224,980	0	0	0	0	224,980
	Totals	298,750	385,000	334,980	50,000	50,000	50,000	0	1,168,730

## Document Management Systems

### MH/MR/SA Comprehensive Client Database, Assessment and Treatment Planning System (015-015-1-3) Priority: Very desirable

In 1998, the Department of Mental Health, Mental Retardation and Substance Abuse purchased a client-server based comprehensive client database, assessment and treatment planning system (Anasazi). With the department serving approximately 4,500 individuals each year, Anasazi provides a comprehensive data management and billing system to handle all client and third party billing, including managed care, as well as department, City, State and Federal reporting requirements. Additionally, the Anasazi software offers a fully integrated automated client medical records system that provides for one clinical record per client that satisfies both managed care and national accreditation standards. Additional modules to be implemented include:

## INFORMATION TECHNOLOGY PLAN

1. Managed Care Organization (MCO) - a module that will allow the Department to better manage utilization of private providers who provide direct client services and to implement an internal "authorization" system. The MCO module will integrate information from the clinical record and client data systems and allow the Care coordinator to better evaluate the need for services and consumer progress with private providers.
2. Treatment Planning - a module to manage the clients clinical treatment.
3. Scheduler - a multi-user module that coordinates and facilitates a staff scheduler, client appointment calendar and links it to the clinical record.
4. Cost Accounting - this utility uses data contained in various Anasazi modules plus data extracted from Performance Accounting and the Payroll system to provide a powerful management decision tool and the ability to better meet grant funding reporting requirements.

Currently the Client Data, Reimbursement and Assessment modules are in production. The additional modules: Managed Care Authorization, Treatment Planning, Scheduler and Cost Accounting will be added during calendar year 2002. Further enhancements will include remote user support and a staff appointment and scheduling capability. Also during calendar year 2002 MH/MR/SA will be deploying the first group of laptop computers to clinical staff who provide service to clients at remote locations. Laptop computers will allow clinicians who spend the bulk of their time at remote sites to collect important client data while at the sites, thus reducing the need to return to the office to input data into the terminals located there.

During FY 2003, MH/MR/SA staff will upgrade the Anasazi database to MS SQL. This change is crucial to meeting the Federal HIPAA (Health Insurance Portability and Accountability Act) requirements.

### *Operating Budget Impact:*

During FY 2003 there will be ongoing maintenance costs to the Anasazi system. These maintenance costs will be driven by both Federal and State legislative initiatives and reporting changes. For example, the Federal HIPAA legislation and the State POMS (Performance Outcome and Measurement System) reporting requirements will necessitate numerous changes to the Anasazi software.

### *Project Benefit:*

The record system has eased State reporting requirements by providing 'one button' State reports, and helped ensure licensure and other regulatory compliance. The planned enhancements will help ensure compliance with the State's Performance Outcomes Measurement System, and the proposed change in the Virginia Department of Mental Health, Mental Retardation and Substance Abuse Services' client and financial reporting requirements.

## INFORMATION TECHNOLOGY PLAN

### *Change In Project From Prior Fiscal Years:*

Funding in FY 2003 reflects an increase of \$135,000 for:

- A. Upgrade to new HIPAA compliant version - \$58,500
- B. MS SQL conversion - \$27,000
- C. Fourteen additional laptops for home-based clinicians - \$42,000
- D. Wireless access to Anasazi system - \$7,500

### **Human Resources Systems (015-015-2A)**

Priority: Desirable

This project was formerly known as the 'Personnel Systems' project, and has been renamed the 'Human Resources Systems' project to more accurately reflect its purpose.

This project provides for the development of applications that support the administration of the City's personnel policies and procedures. Among the services anticipated to be delivered by these systems are:

- on-line access to training records, class specifications, personnel records, grievances and discipline records;
- on-line access to training class sign-up and the status of enrollment in those classes; and
- improved processing of employment applications and resumes with appropriate linkages to applicant tracking reporting and management.

These services will be implemented in phases over several years. During FY 2002 these personnel system features are to be provided to staff using the City's intranet:

- electronic access to City Administrative Regulations for all City staff;
- access to electronic versions of personnel forms that can be printed at their desktop, with selected forms upgraded to be completed on-line; and
- an on-line telephone directory and employee locator facility that provides employee mailbox number, room number and off-site mailing address.

In FY 2001, monies were included to continue application development, including a nominal amount for improvements to the applications/resume administrative process and to its links to applicant tracking reports.

### *Project Benefit:*

This project will enhance staff productivity by: (a) providing more rapid responses for projects requiring employee information, (b) shifting query capability of pertinent personnel information to field operations to enhance day-to-day management, such as scheduling and monitoring of training and performance evaluation, and (c) providing supervisory access to personnel data while at the same time maintaining privacy of individual information as appropriate.



## INFORMATION TECHNOLOGY PLAN

### *Change In Project From Prior Fiscal Years:*

- An amount of \$100,000 has been added to FY 2003 to continue implementation work. The City Manager's Human Resources Information Steering Committee will begin assessing priorities and determining final direction upon completion of the study.

### **Document Management and Imaging Infrastructure (015-015-21) Priority: Very Desirable**

This project will replace the City's current imaging infrastructure used, primarily, for the City Council Docket Storage and Retrieval (DSR) system and the Planning and Zoning Docket systems. The current system, produced by IBM/Lotus, Lotus Notes:Document Imaging (LN:DI), is no longer available or supported. In addition, many City departments and agencies have expressed a need for electronic storage and retrieval of documents. The Fire and Police departments will also be exploring electronic document imaging (EDI) and optical character recognition (OCR) technologies to electronically store a variety of internal and external correspondence to help reduce physical storage space requirements and to provide more rapid and accurate access to these materials. As a variety of departments with differing needs have identified imaging as a priority, the City has enlisted the aid of a contractor to draft imaging requirements prior to selecting a replacement for the current imaging infrastructure.

#### *Project Benefit:*

This project will allow for the continued reliable operation of the City's Docket Storage and Retrieval system and the Planning and Zoning docket storage and retrieval systems for the Planning Commission, Board of Zoning Appeals and Boards of Architectural Review and is key to implementation of imaging projects planned for Finance, Code Enforcement, the Fire Department and the Police Department.

### *Change In Project From Prior Fiscal Years:*

- Deferred \$151,000 of unallocated prior-year monies to FY 2004, reflecting an appropriate level of system development effort.

### **Finance Document Management System (015-015-2-7) Priority: Desirable**

This project was formerly known as the 'Finance Citizen Contact Management System' project, and has been renamed to more accurately reflect its present purpose. In addition, it has been moved from the 'Financial Systems' section of the CIP Summary to the 'Document Management Systems' section to more accurately reflect its purpose.

This project will support the Finance Department's responsibility for fielding and resolving calls from citizens and businesses with regard to tax and fee issues. The primary requirement for this system is to provide ready access to electronically filed documents dealing with taxpayer filing forms, inquiries, letters and other documents.

The initial stages of this project will require establishing the requirements, defining the storage requirements and acquiring the software. Implementation will be staged to allow a controlled transition to each area requiring this application and to enable scanning of current document flows and scanning of existing files. As new Financial systems are acquired, regard must be taken of their ability to either integrate or call up the on-line images. Due to the large volumes of historical documents in some areas, staff anticipates processing a limited amount of historic documents wherever possible so that we are able to "grow" into the application and minimize resources being expended.

## INFORMATION TECHNOLOGY PLAN

At a later stage the system may be extended to track contacts, whether by mail, telephone or e-mail, and provide the ability to readily reference these and schedule actions. The main thrust at this time will be to provide on-line access to an indexed database of document images based on Taxpayer ID, Tax/Financial System, Account Number and Document Class - such as complaint, tax filing, registrations and other related documents. The key imaging tasks under this project are:

- Treasury cash receipts are handled at a volume of 3,000 to 5,000 per day with the current on-site storage at over 300,000 documents.
- Personal property tax files are handled at a volume of 500 per day with the current on-site storage at over 200,000 documents.
- Business license applications and supporting documentation are handled at a volume of 36,000 per year with inadequate current on-site storage.
- Business tangible personal property applications and supporting documentation are handled at a volume of 24,000 per year with inadequate on-site storage.
- Restaurant Meal Sales tax filings and supporting documentation are handled at a volume of 600 per month with inadequate current on-site storage.
- Transient Lodging tax filings and supporting documentation are handled at a volume of 576 per month with the current on-site storage at 500 documents.
- Personal Property Tax Relief applications and supporting documentation are handled at a volume of 1,050 per year with the current on-site storage at 2,000 documents.
- Real Estate Tax Relief applications and supporting documentation are handled at a volume of 1,000 per year with the current on-site storage at 1,500 documents.
- Rent Relief applications and supporting documentation are handled at a volume of 200 per year with the current on-site storage at 500 documents.
- Federal Bankruptcy applications and supporting documentation are handled at a volume of 450 per year with the current on-site storage at 1,000 documents.
- Delinquent collections notices (dunning letters, Notices of Intent to Issue a Warrant, tax liens, etc.) and supporting documentation are handled at a volume of 26,000 per year with the current on-site storage at 40,000 documents.
- Federal Schedule C tax filings are handled at a volume of 100,000 per year with current on-site storage that is inadequate; and,
- Purchasing contracts are handled at a volume of about 600 per year with the current on-site storage at approximately 600 documents with an average page count of 30 per document.

In addition, Finance staff anticipates including miscellaneous accounts payable documents at a future date.

## INFORMATION TECHNOLOGY PLAN

### *Project Benefit:*

This project will enhance productivity and provide better quality service by making documents readily accessible to City staff, and reducing the time needed to respond to citizens, Council and staff inquiries about related financial matters.

This project will also reduce the significant file space the Finance Department presently requires to store tax returns and correspondence from taxpayers. This project will enhance the productivity of Finance staff by reducing the time and effort needed to respond to citizen inquiries and complaints by significantly reducing the time required to locate and research key documents. The project will permit a more timely and better quality service to citizens by reducing the time to respond to inquiries and by ensuring that the accuracy of responses is improved.

### *Change In Project From Prior Fiscal Years:*

- This scope of this project has currently been reduced and the timing deferred to FY 2004 to reflect a more realistic implementation schedule. A total of \$124,980 was eliminated from prior year unallocated monies and refunded in FY 2004, increasing the FY 2004 total to \$224,980.

# INFORMATION TECHNOLOGY PLAN

<b>Information Technology CIP Summary</b>									
<b>Systems Development (015-005)</b>									
<b>Financial Systems</b>									
		Prior Year							
		Unallocated	FY2003	FY2004	FY2005	FY2006	FY2007	FY2008	Totals
Business Tax Accounts Receivables		280,000	200,000	0	0	0	0	0	480,000
Real Estate Assessment and Accounts Receivable System Replacement		310,000	200,000	100,000	0	0	0	0	610,000
OMB Systems		0	0	85,000	0	0	0	0	85,000
Payroll/Personnel System		150,000	250,000	0	0	0	0	0	400,000
Remote Time and Attendance		75,000	150,000	0	0	0	0	0	225,000
General Ledger Accounting System		40,000	80,000	80,000	80,000	80,000	80,000	80,000	520,000
	Totals	855,000	880,000	265,000	80,000	80,000	80,000	80,000	2,320,000

## Financial Systems

### Business Tax Accounts Receivables (015-015-2-1)

Priority: Essential

This project provides funding for the redevelopment of the business tax system, including the consolidation of business personal property and business license service in a thin-client Windows-based environment.

In FY 2001, the City collected approximately \$20.7 million in business license tax, \$8.5 million in restaurant meals, \$5.8 million in transient lodging and \$12.5 million in business personal property. This project would provide a history of the business license tax activity and an accounts receivable control over the delinquent taxes. By integrating the business license tax with the personal property tax and other business taxes (restaurant meals tax, utility tax, transient lodging tax and business personal property tax), staff would be able to provide one stop tax processing for businesses. The project would also provide ad hoc reports for user departments, more user friendly navigation through the tax systems, delinquent tax collection tools and integration of the Geographic Information System (GIS) to track the physical location of businesses within the City.

#### Project Benefit:

The system integration, ad hoc reporting capability and collection tools provided by this project would significantly enhance staff's ability to collect delinquent or under-reported

## INFORMATION TECHNOLOGY PLAN

business taxes due to a current lack of Accounts Receivable controls and difficult access to reporting. This project will enhance productivity by significantly reducing the staff work necessary to reconcile information from the various tax systems, each of which operates in a different software environment. It will also reduce the considerable support currently required from IT programmers to produce basic reports. It will lead to better quality service through improved file integrity and a reduction in the opportunities to introduce errors into the processing of business tax billings and collections and will provide a similar accounts receivable internal control and payment history for business taxes as is currently deployed for the personal property system.

### *Change In Project From Prior Fiscal Years:*

- An amount of \$200,000 has been added to FY 2003 to reflect a more realistic estimate for an integrated system for tax receivables with a wider scope of application as well as integration with the Treasurer's Cashiering System.

### **Real Estate Assessment and Accounts Receivable System Replacement (015-015-2-3)**

Priority: Essential

In 1991 the City's Real Estate Assessment System (CARAT) was the first mainframe system migrated to a LAN-based system. In 1994 the City's mainframe Real Estate Accounts Receivable (REAR) system was also migrated from the mainframe to a LAN environment and, at the same time, was integrated with CARAT so that appropriate changes in one system would be reflected in the other. The migration and integration of CARAT and REAR, however, did not fundamentally change either the program structure or the database engine, Datapoint, a niche product. This project replaces both systems to exploit a graphical user interface (GUI) in a Windows environment and to use MS/SQL, the City standard for database engines. Redeveloping these systems in a standard database is critical to the future integration of a Geographic Information System (GIS), Permit Processing, and other real property based systems. It is envisioned that the replacement system will be adaptable to web integration, as well as interface with other City systems.

This project is expected to take up to three years to implement to allow the Real Estate staff two full assessment cycles to ensure that the costing models employed in the new system are not materially different from the costing models in the current system. Accurate costing of properties is key to supporting accurate and uniform property assessments, upon which the quality of the City's assessment process is measured.

### *Project Benefit:*

This project will enhance staff productivity through improved processing speed, more accurate and flexible data manipulation and more reliable system operation. New reporting tools will provide staff with the ability to be more responsive to requests for information.

### *Change In Project From Prior Fiscal Years:*

- An additional \$200,000 in FY 2003 and \$100,000 in FY 2004 has been included for anticipated system costs in these years, including necessary equipment, software modifications and training.

### **OMB Systems (015-015-2-4)**

Priority: Desirable

This project supports ongoing improvements and modifications in the City's budget systems

## INFORMATION TECHNOLOGY PLAN

to accommodate changes in the budget development process and to address legislative initiatives that affect budget preparation. The City recently replaced the over 15 year-old DOS based budget preparation system with Performance Budgeting, a module from the City's General Ledger accounting system. Regular system upgrades from the vendor occur annually. The City's vendor is also expected to introduce a web-based version of the software in the next 12-24 months which the City anticipates implementing.

### *Project Benefit:*

This project improves productivity through the upgrade and maintenance of a new budget preparation system, used by every City department, that will simplify and make more accurate departmental budget submissions. The system also provides improvements to the personnel services cost analysis system, reducing staff effort in analyzing personnel costs and improving the accuracy of the systems' products.

### *Operating Budget Impact:*

The maintenance costs of the Performance Budget system is estimated to be \$20,000 annually.

### *Change in Project from Prior Fiscal Years*

- Elimination of \$85,000 in prior-year unallocated monies an refunding in FY 2004, reflecting an appropriate rate of system development.

### **Payroll/Personnel System (015-015-2-5)**

Priority: Essential

This project was formerly known as the 'LAN-Based Payroll/Personnel System' project, and has been renamed the 'Payroll/Personnel System' project to more appropriately reflect its purpose.

The City currently contracts with Arlington County to use the County's mainframe computer to run the City's payroll/personnel system. At present the City anticipates continuing with Arlington County mainframe services through 2003 when it is expected that the Alexandria Justice Information System (AJIS), will be complete and the CJIS system, which also operates on the Arlington County mainframe will no longer be needed. If no other action is taken this will leave the payroll/personnel system as the only City system still requiring the use of the Arlington mainframe.

The City's present payroll/personnel system was acquired in 1982 from the Integral Corporation at the same time as the City upgraded its mainframe computer system from Honeywell to IBM. In 1990, facing a significant software upgrade to the payroll/personnel system and anticipating the City's move away from mainframes to small computers, staff began a review of options for providing payroll and personnel information services. The review, which was concluded in 1993 with a decision to upgrade the City's existing system which is made by Integral Corporation, examined contracting with Arlington County to provide these services using its mainframe, contracting with a commercial outsourcing firm, such as ADP, and acquiring professional services to implement an in-house upgrade of the existing system to include a client/server version that would operate in a small-computer environment. The decision to upgrade the existing system was attributable to the significant costs associated, at that time, with both contracting with Arlington County and with a commercial firm, as well as the significant operational changes that would be required to these systems to meet the functional needs of the City's payroll process. The system was upgraded to a

## INFORMATION TECHNOLOGY PLAN

new mainframe version in the Spring of 2001.

Prior to the expiration of the Arlington County agreement, City staff will be evaluating all available options with respect to its payroll system, including replacing the Arlington mainframe service with another that would meet more satisfactorily the City's reliability and security needs.

At present it is expected that staff will spend a substantial portion of FY 2003 reviewing requirements, and if determined necessary, prepare to issue an RFP for a replacement system in calendar 2003. The review of proposals, evaluation of alternatives and conclusion of contract negotiations would carry through FY 2003 with work that might begin as early as late FY 2003. Because of the complexity and of the critical nature of payroll/personnel systems, staff anticipates that implementation would require up to 24 months to complete.

Because the actual cost of a replacement mainframe computer service will not be known until FY 2003, monies in this budget are sufficient to begin the replacement review process. Typical contract mainframe services for cities of Alexandria's size could range to \$375,000 or more annually, including monies to retain contract support to continue to take care of the current Integral system.

To improve the capture of time and attendance, work began in FY 2001 to phase in an automated Remote Time and Attendance system. It is anticipated that the phases of the implementation will continue through FY 2003. This system works in concert with the Payroll/Personnel system.

### *Project Benefit:*

This project will enhance productivity through more effective, secure and reliable distribution of payroll and personnel data to staff, through the automation of processes that are currently manual (such as COBRA management, which allows certain former employees to buy temporary health insurance at group rates) and the implementation of position control to ensure that budgeted positions are appropriately requisitioned and filled.

## INFORMATION TECHNOLOGY PLAN

### *Change In Project From Prior Fiscal Years:*

- FY 2003 reflects an additional \$150,000 in anticipation of a departmental reassessment of the current time and attendance reporting practices.

### **General Ledger Accounting System (015-015-2-8)**

Priority: Very desirable

This project provides for the maintenance and enhancement of the City's client-server general ledger accounting system. The client-server system, which was placed in production in the fourth quarter of FY 1998, replaced the City's 15 year-old mainframe general ledger accounting system. The system, Performance Accounting from KPMG Peat Markwick, Inc., includes technology that provides departments and agencies with additional flexibility in managing and controlling financial information. Performance Accounting is one of several modules of KPMG's Performance Series, which also includes budgeting, purchasing, asset management and grants accounting. The City currently utilizes the asset management and budgeting modules.

Some planned system enhancements will allow interfaces with other financial systems, including purchasing, Treasury, accounts receivable, and property tax systems. The enhancement with the purchasing system would allow users of both systems to track purchasing information in the general ledger system. Other system enhancements will be used to reconcile bank accounts, accumulate labor distribution, and provide project cost allocation. Regular system upgrades from the vendor occur annually. In addition, access to the system is continually growing, and additional licences will be needed in FY 2004.

Beginning in FY 2005, Finance staff anticipates beginning a review of the current accounting system in the context of available new technology and the City's other planned changes for human resource systems with a view to determining whether a possible replacement recommendation in FY 2006 or 2007 is warranted.

### *Project Benefit:*

There are a number of capabilities of the Performance Accounting system that were not implemented in the installation of the product, including the ability to electronically route financial documents for appropriate approval, the ability to sign documents electronically, the ability to make electronic payments and include additional payment information in the system. The City's vendor is also expected to introduce a web-based version of the software in the next 12-36 months. Their implementation will enhance productivity by reducing the time and cost associated with processing various financial documents and retrieving financial information.

### *Operating Budget Impact:*

Annual maintenance for the General Ledger Accounting System is approximately \$85,000 per year.



# INFORMATION TECHNOLOGY PLAN

## Change In Project From Prior Fiscal Years:

- This project has been extended through FY 2008 in the amount of \$60,000. Annual costs have reduced to \$80,000 per year, resulting in an overall reduction of \$60,000 in this project.

<b>Information Technology CIP Summary</b>									
<b>Systems Development (015-005)</b>									
<b>Geographic Information Systems</b>									
		Prior Year							
		Unallocated	FY2003	FY2004	FY2005	FY2006	FY2007	FY2008	Totals
GIS Development		462,600	375,000	150,000	150,000	150,000	150,000	150,000	1,587,600
	Totals	462,600	375,000	150,000	150,000	150,000	150,000	150,000	1,587,600

## Geographic Information Systems (GIS)

### GIS Development (015-015-3-3)

Priority: Very desirable

For the City's Geographic Information Systems (GIS) to continue to grow into an enterprise resource, work on GIS must be focused on two general areas: data development and data distribution (hardware, software and Internet). These project areas are equally important in the successful implementation of GIS.

### GIS Data/Layer Development and Maintenance:

The update and maintenance of GIS layers remains a high priority. In FY 2003, \$75,000 is requested for this task. An additional \$50,000 is recommended for completion of the City's tax map conversion. The current paper tax maps are used in a variety of ways throughout the City by different City departments. In order to make the GIS tax maps flexible enough to accommodate these diverse uses in a digital environment, they must be modeled to emulate their current utility. An intelligently modeled tax map will form the GIS backbone of many future land-based applications (such as the new real estate Computer Aided Mass Appraisal system). To accomplish this task effectively, tens of thousands of map annotations must be either captured as database attributes or converted to digital annotations. The capture of these annotations and attributes will require extensive technician time, which is not available from existing staff. Completion of this task will also eliminate the need to maintain both electronic and paper tax maps as we do today.

An additional \$45,000 is included for the purchase of a high-end Global Positioning System (GPS) data collection system. Many layers can be collected through field work and GPS. This system will consist of a GPS unit, a pen-based field computer and GIS data collection software. The GPS system will allow for the creation of data at the same accuracy level as the existing GIS base data. The system will be purchased by GIS staff and made available to various departmental users for layer creation. Owning this system will give GIS staff more flexibility in collecting and providing quality control for layer data. The GPS system will greatly increase what can be accomplished with the money already programmed into layer development.

## INFORMATION TECHNOLOGY PLAN

The remainder of the layer development funds will be used to continue to address the many layer needs which have already been established. In general, layer development may be accomplished through the use of specialized contractors or in-house temporary staff. Different layers require different data gathering approaches. The cost of each layer will be directly related to the skill required, cost of equipment and the amount of data to be collected. For large data sets to be used as planimetric or topographic base layers, specialized equipment and skills in photogrammetry are needed. These services must be contracted with specialized photogrammetry firms. For data which is primarily constrained by an extensive research requirement, local knowledge or availability of skilled personnel, outside consultants or temporary staff may be needed to assist the City's GIS staff. Finally, other efforts may be limited to data entry and can be accomplished by temporary staff with very basic technical skills.

As GIS grows into a true City-wide application, the number of City GIS staff may need to increase to handle the maintenance requirements of the additional layers. At the same time, the capital requirement for GIS layer development may decrease, although the implementation of a functioning GIS often opens the door to previously overlooked layer possibilities. As more users begin to understand the power of GIS they will identify new ways to use the system and the need for new layers will emerge. These new layers often require a significant commitment of personnel and technology resources and cannot be done with in-house staff. Depending on the applicability of these layers they may be classified as GIS or department-specific layers and requested either as a change to the GIS project or as a new project from another department.

The total capital request for layer development in FY 2003 is \$170,000. An amount of \$75,000 is requested annually for each year from FY 2004 through FY 2008. The proposed funding should allow critical layers to be added to the system over time. Layer priority is determined based on both need and development status of supporting data.

### *Hardware/Software/Training:*

In FY 2003, \$130,000 is budgeted to continue providing hardware, software and training to various departments to access GIS data. It is anticipated that by FY 2004 most of these costs will be borne by the user agencies. As GIS becomes widely distributed and used throughout the City, funding for training and workstations should be incorporated into individual departments' budgets. However, GIS should continue to be the single source to fund additional ArcView licenses (the City's standard desktop GIS software), through a pool of concurrent licenses. This will ensure departments with smaller budgets and/or those with only an occasional need will not be burdened with annual maintenance costs. Additionally, as a department's needs change they will not be holding an unused license or need to purchase more licenses for a short term project. Sharing licenses maintained by GIS will be the most cost effective way to deploy ArcView software. Hardware, software and training had originally been budgeted at \$35,000 for FY 2004 - FY 2007. This amount should be increased by \$10,000 per year and extended to FY 2008 to pay for increased annual maintenance costs which will come from maintaining all ArcView licenses through GIS. Eventually software maintenance should be transferred to an operating cost.

As the availability of GIS data becomes more widespread, the demand for plotting capacity will continue to grow. Currently there are only two large format printers for use by GIS. At least one more plotter should be added to the pool of plotters. In addition, one shared plotter should include a GIS workstation. This will enable individuals coming from remote areas to make minor corrections and resend plots without having to return to offices, which, in some cases may be outside City Hall.

## INFORMATION TECHNOLOGY PLAN

The remainder of the funds for FY 2003, as in FY 2002, are targeted for training and for key personnel to attend user conferences/meetings. Training and conferences should focus on enterprise GIS and not a task-specific GIS application or function. For general training purposes it is proposed that on-site training be held again for ArcView within the City; this on-site training provides a more cost-effective approach than funding off-site individual training, particularly at the onset of the project where more extensive training is required for key personnel.

### *Internet Access:*

As the GIS is distributed and used more extensively throughout the City, it is envisioned that the most common way data will be distributed to staff and the public will be via the intranet and Internet. For FY 2003, funding in the amount of \$65,000 is included to cover additional contract support for content development. In each subsequent year through FY 2008, \$35,000 per year is needed to provide for upgrades, enhancements and improvements. The yearly maintenance cost of the GIS web software is directly proportional to the number of people who access the web site for maps. As the hit rate increases, it will be necessary to increase the number of processors on the server delivering the maps so that maps may be served quickly and efficiently. The software is licensed per processor, therefore, as the number of processors increases one must pay additional substantial maintenance fees. Of the \$65,000 requested in FY 2003, \$10,000 is allotted for the increased maintenance costs as we expect the hit rate for maps to increase. The City may investigate methods for charging for these services as a means to underwrite the costs associated with providing maps via the Internet.

### *Operating Budget Impact:*

The Department of Planning and Zoning is responsible for management of the GIS. A GIS manager was hired at the end of FY 2001. An ITS Database Administrator provides technical oversight on the project and manages the database and network elements of the project. GIS also has two GIS specialists who perform the bulk of the day-to-day GIS tasks. However, additional staff resources are still necessary to expand the GIS system into an enterprise effort. The work required to complete this effort cannot be absorbed by existing staff within Planning and Zoning or ITS.

# INFORMATION TECHNOLOGY PLAN

## *Project Benefit:*

Geographic Information Systems enhance productivity by providing a tie between seemingly disparate data. GIS enables numerous departments to share resources and reduce research, analysis and data collection burdens. It serves as a data warehouse for many of the City's critical layers such as roads, buildings and parcels. It creates a centralized responsibility for the maintenance and dissemination of these layers. GIS simultaneously updates map data City-wide and ensures all City agencies have access to identical spatial data. The City staff and the public are provided with quick access to consistent answers City-wide. GIS enables staff to provide the City Council, various boards and commissions and the public with accurate maps which help synthesize vast amounts of information about geographic related issues such as zoning, demographics, routing and infrastructure.

## *Change In Project From Prior Fiscal Years:*

As compared to the FY 2002 - FY 2007 IT Plan, the increases in this project are attributable to the following:

- In FY 2003, an increase of \$95,000 for layer development, directly related to tax map conversion and acquisition of GPS equipment.
- In FY 2003 - FY 2007 an increase of \$10,000 to account for all Arcview/ArcINFO software maintenance.
- In FY 2008, \$75,000 for layer development, \$45,000 for hardware and software; \$35,000 for continued internet development.

Fiscal Year	2003	2004	2005	2006	2007	2008
Current	\$270,000	\$140,000	\$140,000	\$140,000	\$140,000	-
Increase	\$105,000	\$ 10,000	\$ 10,000	\$ 10,000	\$ 10,000	\$150,000
Total	\$375,000	\$150,000	\$150,000	\$150,000	\$150,000	\$150,000

# INFORMATION TECHNOLOGY PLAN

<b>Information Technology CIP Summary</b>									
<b>Systems Development (015-005)</b>									
<b>Public Safety Systems</b>									
		Prior Year							
		Unallocated	FY2003	FY2004	FY2005	FY2006	FY2007	FY2008	Totals
Public Safety Radio System Replacement		0	352,842	3,200,000	0	0	0	0	3,552,842
Criminal Justice Information System (CJIS) Enhancements		60,000	0	0	0	0	0	0	60,000
Alexandria Justice Information System (AJIS) Development									
Expenditure Totals		775,000	0	0	0	0	0	0	775,000
Revenue (State) Totals		(75,000)	0	0	0	0	0	0	(75,000)
Net City Cost		700,000	0	0	0	0	0	0	700,000
Police/Fire		46,040	107,520	512,210	20,000	159,520	524,000	56,000	1,425,290
Police Records Management		500,000	0	250,000	0	0	0	0	750,000
Project Agile									
Expenditure Totals		0	0	0	0	0	0	0	0
Revenue Totals		0	0	0	0	0	0	0	0
Net City Cost		0	0	0	0	0	0	0	0
Virginia Commonwealth Attorney Information System		0	5,000	15,000	5,000	5,000	0	0	30,000
Emergency Operations Center		0	100,000	0	0	0	0	0	100,000
Tactical Computer System		0	0	0	0	0	0	0	0
Expenditure Totals		177,500	181,050	184,650	188,350	192,100	195,975	202,874	1,322,499
Revenue Totals		(177,500)	(181,050)	(184,650)	(188,350)	(192,100)	(195,975)	(202,874)	(1,322,499)
Net City Cost		0	0	0	0	0	0	0	0
Totals		1,306,040	565,362	3,977,210	25,000	164,520	524,000	56,000	6,618,132

# INFORMATION TECHNOLOGY PLAN

## Public Safety Systems

### Radio System Replacement (015-015-4-1)

Priority: Essential

-This is a continuation of a project that began in FY 1997 to upgrade the City's 800 MHZ shared radio system. Funding in FY 1999 provided for the phased replacement of obsolete mobile and portable radios utilized by City agencies, provided a backup conventional radio system and increased the capacity of the City's shared primary trunked radio system.

Expenditure of most prior year unallocated funds as well as FY 2001 and FY 2002 funds will be deferred until FY 2004. Funding in the FY 2002 - FY 2007 IT Plan reflected the shift of \$2.7 million in unallocated monies to FY 2003. That date has been shifted to FY 2004. During FY 2001, \$83,300 of previously allocated funds were expended for work performed and equipment installed in the Detention Center, City Court House and the Emergency Department of Alexandria Hospital to improve radio system operation within these buildings. Work at the Masonic Temple site is planned for FY 2003.

#### *Operating Budget Impact:*

The annual cost of maintenance is estimated at \$70,000.

#### *Project Benefit:*

The replacement radio system will enhance productivity and provide better quality service by:

- providing a back-up system where there is none;
- reduce the number of busy signals officers receive when attempting to communicate with the emergency operations center;
- improve the clarity of transmissions through the use of modern technology; and
- facilitating mutual aid operations with Arlington and Fairfax counties who are also implementing compatible technology radio systems.

## INFORMATION TECHNOLOGY PLAN

### *Change In Project From Prior Fiscal Years:*

- A total of \$3.2 million was moved from FY 2003 to FY 2004 to reflect a more accurate schedule for this project. It is also anticipated that up to \$3.0 million in Federal funds would also be provided so that a more complete system replacement and improvement program could occur.

### **Criminal Justice Information System (CJIS) Enhancements (015-015-12)**

Priority: Essential

CJIS, which serves as the primary source of criminal and civil case information for the City of Alexandria, is a modified version of the Prosecutor's Management Information System (PROMIS) developed during the early 1970's through the Law Enforcement Assistance Administration (LEAA). Although the CJIS system has undergone significant upgrades and enhancements since that time, the current system represents an increasingly inefficient use of computing resources. In January 1995, City Council approved an agreement with Arlington County to operate the City's Criminal Justice Information System on Arlington County's mainframe computer on an interim basis. On May 27, 1997, City Council awarded a multi-year contract for development of the Alexandria Justice Information System (AJIS), and the replacement for the City's mainframe-based Criminal Justice Information System (CJIS). AJIS is expected to be completed by the end of 2002.

The database was restructured and special processing logic was incorporated into the system to support interfaces to the State Police Live-Scan Fingerprint system and the Virginia Supreme Court's information system. With the addition of these functions, the system has reached several limitations including, maximum number of transaction records, maximum number of translation records, maximum number of indexes and the maximum length on all primary records. These limitations prevent the addition of any functional additions to the CJIS system.

While no additional functions can be added to CJIS, there is a constant need for modifications due to required reporting changes from a number of State agencies, including legislative changes.

It is expected that the CJIS system will be retired and will be replaced by the AJIS system in FY 2003.

### *Project Benefit:*

- Ensure that the City remains compliant with all reporting requirements of various State agencies (i.e., State Police, Supreme Court).

### *Change In Project From Prior Fiscal Years:*

- There are no changes to this project from the prior fiscal year.

## INFORMATION TECHNOLOGY PLAN

### Alexandria Justice Information System (AJIS) Development (015-015-13)

Priority: Essential

On May 27, 1997, City Council awarded a multi-year contract for development of the Alexandria Justice Information System (AJIS), and the replacement for the City's mainframe-based Criminal Justice Information System (CJIS). This contract, jointly awarded to Software Development and Services Corporation (SDSC) and Booz-Allen Hamilton (BAH), is the largest and most critical information technology project ever undertaken by the City government. During the period of AJIS's development the City will continue to provide services to the public safety and court communities using CJIS on Arlington County's mainframe computer system. Work began in August 1997.

The project was originally scheduled for completion in five years - by June 2003, however concerns by many members of the AJIS community that needed functions would not be available for so long a period, led to a recommendation to seek means to accelerate the completion of the system. Staff and the contractors determined that it would be possible to reduce completion time by one year - to July 2002 - by increasing the funding in FY 2001 and FY 2002. This acceleration of funding and project completion will save the City approximately \$200,000 in reduced costs to lease resources on the Arlington County mainframe computer where the CJIS system currently operates.

With the project acceleration, which was begun in FY 2001, AJIS is now expected to be complete in four years, one less than the original plan. It will fully replace the mainframe-based CJIS by the 3<sup>rd</sup> quarter of FY 2003. The length of this project is dictated by the large number of operating units (Sheriff, Commonwealth's Attorney, Circuit Court Judges Chambers, Clerk of the Circuit Court, Probation and Parole, Public Defender, Magistrates, Court Service Unit and Police Department), and the many complex processes in each unit that must be integrated into the new system.

The planning phase of the AJIS system was completed in the fall of 1997. The project team met with each member of the Criminal Justice System to identify each functional unit within their agency and document their current utilization of CJIS. They used a Joint Application Design (JAD) process to identify, document and model the information gathering and functionality required by each organization.

Staff have also designed, developed and implemented a warrant information system for the Magistrates, a mugshot system for the Sheriff, photospread system for the Police (which allows easy retrieval of digital mugshot photos for viewing by crime witnesses), and a Legal Process system for the Commonwealth's Attorney, Clerk of the Circuit Court and the Office of Sheriff. These systems leverage the City's investment in client/server technology, while integrating the data within the CJIS application.

At present, implementation of the components of AJIS are anticipated to be available as follows:



# INFORMATION TECHNOLOGY PLAN

## AJIS System Development Planned Schedule

Component	Testing	Production
Civil - - Trade Names - Church Trustees - Name Changes - Wills	3 <sup>rd</sup> quarter FY 2002	3 <sup>rd</sup> quarter FY 2002
Civil - - Help Text - Data Conversion - Code Tables - Forms and Reports	4 <sup>th</sup> quarter FY 2002	3 <sup>rd</sup> quarter FY 2003
Civil - remaining modules	1st quarter FY 2003	
Criminal - - Help Text - Data Conversion - Code Tables - Forms and Reports	1st quarter FY 2003	
Criminal - remaining modules	4th quarter FY 2001 -1st quarter FY 2003	
Sheriff's Office - - Help Text - Data Conversion - Code Tables - Forms and Reports	1st quarter FY 2003	
Sheriff's Office - remaining modules	1st quarter FY 2002 -1st quarter FY 2003	
Probation & Parole - - Help Text - Data Conversion - Code Tables - Forms and Reports	4th quarter FY 2002	
Probation & Parole - remaining modules	3 <sup>rd</sup> quarter FY 2002	
Public Defender - - Help Text - Data Conversion - Code Tables - Forms and Reports	4th quarter FY 2002	3 <sup>rd</sup> quarter FY 2003
Public Defender - remaining modules	1st quarter FY 2003	
J&DR Court Services Unit	1st quarter FY 2003	
Police Department	1st quarter FY 2003	

## INFORMATION TECHNOLOGY PLAN

### *Project Benefit:*

- The existing CJIS system could no longer be enhanced to address additional information processing requirements.
- Reduce operating costs by phasing out the mainframe.
- Provide greater access to information to both City staff and the public.
- Provide a more fault tolerant operating environment - no single point of failure.
- A more user friendly interface to minimize training and accelerate new staff productivity.
- Enhance the systems decision support role by enabling user community to perform ad hoc queries.

### *Operating Budget Impacts:*

The operating budget impact for this system is approximately \$125,000 per year. This includes maintenance charges of approximately \$25,000 per year for software. The remaining monies include the yearly updates that are required by the State Police (automated fingerprinting), the State Compensation Board (automated inmate report), the State Supreme Court (Circuit Court Clerk's download) and any other local and State mandated changes. Operating monies are also used for any approved changes that are desired by the users. Lastly, as the State becomes more automated, the pressure to interface with all the different State departments will increase, and these funds will provide the flexibility for adequate response.

### *Change In Project From Prior Fiscal Years:*

- There are no changes to this project from the prior fiscal year.

### **Police/Fire Computer Aided Dispatch (CAD) Replacement (015-015-4-3) Priority: Essential**

This project provides for the phased replacement of the hardware of the City's mission-critical Police and Fire computer aided dispatch system. The replacements are determined as follows:

- The CAD PC-based equipment will require replacing in FY 2002, FY 2004, and FY 2006. Specifically, there are 19 workstations (12 Police, 7 Fire) with PC equipment. This equipment should be replaced at least every two years because they are in operation for 24 hours a day 7 days a week, are rarely powered down and serve critical public safety needs.
- The CAD gateways (2 Police, 2 Fire) should be replaced every 3 years. These are a critical component of the CAD system.
- The replacement of the AS400's should occur every three years requiring at least \$400,000 in FY 2004 and \$500,000 in FY 2007.

This project also includes funding for a pilot test of the Automatic Vehicle Locator (AVL) devices, currently projected for late FY 2002, that provide the Police Department with the ability to constantly monitor the location of vehicles to improve the management of field

## INFORMATION TECHNOLOGY PLAN

resources and to increase officer safety. The Fire Department also plans to test this technology for its fleet and it is anticipated that the Police, Fire and Transportation and Environmental Services Departments will work closely in identifying the solution best suited to their needs.

### *Change In Project From Prior Fiscal Years:*

- In FY 2003, an increase of \$20,000 for replacement of 4 CAD gateways (2 Police, 2 Fire).
- In FY 2004, a decrease of \$13,500 due to a decrease in the amount budgeted for replacement of CAD workstations)
- In FY 2005, no change.
- In FY 2006, an increase of \$22,460 due to the replacement of 4 CAD gateways (2 Police, 2 Fire).
- In FY 2007, no change.
- In FY 2008, a request of \$56,000 for software upgrades and replacement of monitors.

### **Police Records Management (015-015-4-4)**

Priority: Essential

The core components of the new police records management system (RMS) were installed in late 1999 to replace a legacy system procured by the department in 1988. The construction of the RMS continues as additional data is converted to the new system and interfaces to the APD's existing Tactical Computer system are developed and supported.

The updated police records system now meets State crime reporting requirements. The City is now certified by the State Police as compliant with the VIBRS (Virginia Incident Based Reporting System) standards for crime reporting.

Work will continue on the RMS to implement currently installed modules, to complete the addition of accurate address data to provide full mapping capabilities, to develop an interface with the Alexandria Justice Information System (AJIS), to incorporate the delivery of additional data provided through NCIC 2000, the FBI's national crimes database, as it becomes available and to maximize the data retrieval potential of the new software.

## INFORMATION TECHNOLOGY PLAN

### *Project Benefit:*

The system will provide the base for all other data collection and criminal investigation purposes.

### *Change In Project From Prior Fiscal Years:*

- Transferred \$250,000 from prior-year unallocated monies to FY 2004, reflecting an appropriate pace of system development.

### **Project AGILE (015-015-4)**

Priority: Essential

The Alexandria Police Department has been in partnership with the National Institute of Justices Advanced Generation of Interoperability for Law Enforcement (AGILE) program as an Operational Test Bed (OTB) since March 1999. A contract extension was recently issued for July 1, 2001 through September 30, 2001. The estimated funding of the three-month extension is \$24,951 in salary and \$2,000 for travel. New contract negotiations are presently underway for continued funding of the AGILE OTB for October 1, 2001 through June 30, 2002. That funding is estimated at \$74,853 for the salary of the Lieutenant assigned to the project, and an additional \$7,000 for travel. Continuation of this project is contingent upon the availability of AGILE program funds and the direction of the AGILE program manager.

The Alexandria Police Department has continued to test the ACU-1000 cross-band radio communications switch and software for the infield transmission of photographs and descriptions of missing children to patrol units.

In Alexandria, a Gateway Subsystem was installed to provide direct connectivity among radio systems of neighboring law enforcement agencies with overlapping or adjacent jurisdictions. The Gateway Subsystem uses an ACU-1000 Intelligent Interconnect System manufactured by JPS Communications, Inc. The ACU-1000 facilitates cross-band connections of the disparate radio systems and also provides telephone interconnect capabilities. This tri-band switch operates in the VHF, UHF and 800 MHz spectrums.

The ongoing operational evaluation of the ACU-1000 in Alexandria is using mock operational and training scenarios to evaluate the capabilities and usefulness of the cross-band switch. The number of agencies participating in the project has expanded and it is anticipated that the switch will become operational in the late fall of 2001. The members of the Operational Test Bed include the Metropolitan Police Department (Washington, D.C.), the United States Park Police, the Metro Transit Police Department (Washington Metropolitan Area Transit Authority), the Maryland State Police, the United States Capitol Police, the United States Marshals Service, the Virginia State Police and the Prince George's County Police. Negotiations are presently underway to include the highway departments from Maryland and Virginia along with the Federal Bureau of Investigations and the Bureau of Alcohol, Tobacco and Firearms in the project.

## INFORMATION TECHNOLOGY PLAN

This project continues to serve as a national model for cross-band radio communication technology to address interoperability needs. Documentation regarding the technical evaluation, initial lessons learned and the Gateway Subsystem installation documentation can be found on the AGILE web site at [www.agileprogram.org](http://www.agileprogram.org).

The Police Department's Youth Unit continues to deploy the Rapid Image Dissemination (RID) program, which is a software package developed by the AGILE team. The RID system provides a method to scan a photograph of a missing child and transmit the photograph to circulating units using our Mobil Data Browser capabilities and other neighboring agencies using Internet e-mail. The software can be used to transmit photographs of missing adults or wanted suspects also. New poster layouts and software enhancements have been added to the software. While this software was initially developed for missing children we are presently exploring the possibility of utilizing it for domestic violence related crimes also.

### *Project Benefit:*

Of the two technologies being tested in Alexandria through the AGILE program, the ACU-1000 cross-band communications switch continues to receive the primary focus. While this technology is still in a testing phase, it has been utilized in an operational mode to establish an emergency talk around frequency for five agencies during the Presidential Inauguration in January 2001. It was also used to allow the Metropolitan Police and United State Park Police (who operated on two different radio frequencies, UHF and VHF) motorcycle units to talk to each other during Presidential motorcade escorts. It is anticipated that the cross-band communication switch will become operational in the late fall of 2001.

### *Change in Project From Prior Fiscal Years:*

This project is grant funded, with no match required from the City.

### **Tactical Computer System (015-015-24)**

Priority: Essential

This project provides installation of mobile computers for up to 124 additional computers, providing a total of 310; one for almost every police officer plus an additional 20 for Parking Enforcement Officers. At present there are 186 mobile computers deployed by the Alexandria Police Department (APD). An additional purchase of 10 computers using seized asset monies is planned, bringing the total to 196 by the end of FY 2002. The project is funded with a combination of City, federal and seized asset funding and anticipates acquisition of approximately 25 units each year from FY 2003 through FY 2007. Since the emerging technology market causes fluctuation in computer prices, these figures are estimates, and may be adjusted during the coming fiscal years. As the computers reach three years of age they are being replaced due to harsh operating conditions and to rapid changes in technology.

### *Project Benefit:*

This network of mobile and desktop computers is designed to provide police officers electronic access to national, state and local law enforcement databases. Officers can create reports while in the field, and send the completed reports to supervisors through a wireless network. In addition, it will allow, after proper staff review, management, supervisors and

## INFORMATION TECHNOLOGY PLAN

officers immediate access to electronically forwarded reports. Dispatching, messaging and paging are examples of the TCS integrating with the existing computer dispatching and records system. Access to e-mail and multiple databases is expected to be in place by FY 2003.

### *Operating Budget Impact:*

Operating budget impacts of approximately \$500,000 for this project include costs for CDPD wireless network maintenance and service, software maintenance for the field and host devices, parts and replacement reserves. This is included in the APD's FY 2003 operating request.

This project is funded with seized asset and grant monies.

### *Change In Project From Prior Fiscal Years:*

- The project continues to rely upon seized asset monies and grants for new acquisitions.

### **Virginia Commonwealth Attorney Information System (VCAIS) (Project 015-015-25)**

Priority: Essential

VCAIS is the Virginia Commonwealth's Attorneys' Information System. This system was designed and built by the IBM Global Services and Lotus Notes National Practice for criminal case management. The system is now centrally managed and primarily maintained by the Virginia Association of Commonwealth's Attorneys. The local servers copy data back to central servers on a regular scheduled basis in order to provide statewide uniformity for prosecutors in updating changes in the Virginia Code and to provide a standard mechanism for tracking statistical data statewide.

The system is a Lotus Notes based system, and presently needs support from the Lotus Notes Administrator or someone familiar with the operation of Lotus Notes in ITS. It is expected that continued enhancement of the system will require ongoing support, some of which may be application development support. The Commonwealth's Attorney's Office has also requested that a component of continuing AJIS design and development be the development of an interface between AJIS and VCAIS.

## INFORMATION TECHNOLOGY PLAN

### *Project Benefit:*

The Alexandria Commonwealth's Attorney's Office participates in use of this case management system for the following reasons:

- It is necessary to report required accurate statistical information on cases to a central statewide repository of information. This information is then used to determine compliance with staffing standards, and can affect the allocation of funds from the Compensation Board to support assistant prosecutor positions.
- The system provides a very useful and much needed means of communication and exchange of information amongst prosecutors statewide, regarding particular cases, particular defendants, and other matters about which prosecutors need to communicate effectively.
- The system provides prompt and much needed electronic access to changes in Virginia state statutes related to criminal law, as well as a uniform system for the production of indictments for felony cases in Circuit Court.
- The system provides extensive report generating capability which is invaluable for internal office management of workloads, case assignments, and case tracking.

### *Change In Project From Prior Fiscal Years:*

- Transferred \$10,000 from unallocated prior-year monies to FY 2004, reflecting an appropriate pace of development.

### **Emergency Operations Center Enhancements (015-015-xx)**

Priority: Essential

The project provides for a number of information technology enhancements to the City's Emergency Operations Center (EOC). These enhancements were recommended following a test of the EOC that was performed in November 2001 which identified a number of technical issues the enhancements address.

- To establish quick and effective computer communications and capabilities in the event of EOC activation, the EOC must maintain a group of pre-configured laptops computers available at all times at the Lee Center EOC. This will ensure that all responders have a laptop available and configured for use in a timely manner. Maintenance and configuration of these laptops will be a joint effort between ITS and the EOC coordinator.

## INFORMATION TECHNOLOGY PLAN

- EOC network cabling must be revamped to provide faster and easier setup of network connections. Possible solutions include running cabling through ceiling area to allow cable drops to each laptop or running cabling to floor based jacks.
- The city-wide implementation of iNotes will allow any city Lotus Notes user to respond to the EOC and have email capabilities from any I-Net connected computer without the need to reinstall the various individual identification Lotus Notes files.
- Backup power sources for the EOC must provide power that is constant and conditioned so as not to damage electronic equipment. Power at the Network Operations Center at City Hall must be maintained for effective EOC operation. One or more UPS units will be needed.
- Analyze long term needs and develop implementation plan.

### *Operating Budget Impacts:*

The annual depreciation for 15 laptop computers (one for each position in the EOC, plus a spare) is estimated at \$11,500 annually over their four-year life. The units are anticipated to be acquired with a four year warranty.

### *Project Benefit:*

This project will help ensure that the EOC can be established and properly functioning in a minimal amount of time and with minimal opportunity for implementation error.

### *Change In Project From Prior Fiscal Years:*

This is a new project in FY 2003.



# INFORMATION TECHNOLOGY PLAN

<b>Information Technology CIP Summary</b>									
<b>Systems Development (015-005)</b>									
<b>Recreation Systems</b>									
		Prior Year							
		Unallocated	FY2003	FY2004	FY2005	FY2006	FY2007	FY2008	Totals
Recreation Systems		50,000	100,000	0	0	0	0	0	150,000
Recreation Computer Laboratories		0	0	0	0	0	0	0	0
	Totals	50,000	100,000	0	0	0	0	0	150,000

## Recreation Systems

### Recreation Systems (015-015-5-2)

-Priority: Desirable

This project provides for development and installation of automated systems to support management of recreational services, including park maintenance. The Department of Recreation, Parks & Cultural Activities began addressing administrative and citizen services issues through better application of technology in fiscal year 2001. Several software application modules, including facility and activity reservations, point-of-sale management, and financial tracking are in place at Chinguapin Park Recreation Center, which generates over \$1 million in revenue annually. Park and facility maintenance automation modules were installed during fiscal years 2001-2002 to improve time management and maintenance tracking for over 800 park acres. Additional future modules will incorporate telephone and Internet registration for classes, and connection of remote recreation centers with the Department's main administrative office for real-time recreation center pass management. The implementation plan for the system, including the integrated recreation software package and associated hardware upgrades, is expected to continue through FY 2004.

#### *Operating Budget Impact:*

Maintenance on these systems is estimated at 15 percent, or \$5,500, of the software's current-year purchase cost.

## INFORMATION TECHNOLOGY PLAN

### *Project Benefit:*

This project will provide better quality service through the identification of the usage of recreation centers and the types of services that are best suited to the citizens who make use of those centers. In the near future, citizens will be able to register and pay for recreation classes and activities electronically, either on the telephone or over the Internet. These systems also improve work productivity by enabling better coordination of park and right-of-way maintenance work among Recreation and other agencies and identification of specific costs.

### *Change In Project From Prior Fiscal Years:*

- \$50,000 has been added to the capital budget request for FY 2003 for the development of an electronic commerce solution that will enable citizens to register and pay for recreation and park services through the Internet.

### **Recreation Computer Labs (015-015-x-x)**

Priority: Desirable

The City currently operates six computer laboratories for the public at the recreation centers listed in the table below.

The City continues to receive grants from private sources to expand the number and capabilities of these labs and to upgrade the equipment within existing labs.

This project identifies the operational impact of this expanding program and identifies the current and anticipated sources of revenue reflecting the growth in the program.

### *Operating Budget Impact:*

The annual cost of maintaining this program, as estimated by site, is as follows:

	Site	Service	Status	Seats	Equipment Average Age
1	Charles Houston	Comcast Internet & I-Net		8	4 years old
2	Cora Kelly	Comcast Internet & I-Net		About 8	4 years old
3	Mount Vernon	Comcast Internet & I-Net		11	8 years old
4	Nannie Lee	Comcast Internet & I-Net	Operational	14	5 years old
5	Patrick Henry	Comcast Internet & I-Net		6	8 years old
6	William Ramsay	Comcast Internet & I-Net	Operational	11	1 year old

All sites are also provided with an I-Net connection which is for staff use only. The public connect to the Internet through the Comcast service.

### *Project Benefit:*

## INFORMATION TECHNOLOGY PLAN

This project will improve the ability of those in the community who do not have easy access to, or who cannot afford computer technology, by assisting them in becoming computer literate. The Recreation Center computers also provide access to the City's children to essential computing services such as homework preparation.

### Change In Project From Prior Fiscal Year:

- This is a new project for FY 2003.

<b>Information Technology CIP Summary</b>									
<b>Systems Development (015-005)</b>									
<b>Other Systems</b>									
		Prior Year							
		Unallocated	FY2003	FY2004	FY2005	FY2006	FY2007	FY2008	Totals
Permit Processing		351,000	218,600	100,000	60,000	60,000	60,000	60,000	909,600
Replacement of Small System Applications		45,000	75,000	0	0	0	0	0	120,000
MHM RSA Human Resources System		0	35,000	0	0	0	0	0	35,000
MHM RSA HIPAA Data Security Compliance		0	200,000	0	0	0	0	0	200,000
Intranet		0	70,000	80,000	0	0	0	0	150,000
TES Infrastructure Management and Maintenance System		75,000	25,000	0	0	0	0	0	100,000
Facilities Maintenance System		0	6,000	0	0	0	0	0	6,000
Help Desk System		0	75,000	0	0	0	0	0	75,000
	Totals	471,000	704,600	180,000	60,000	60,000	60,000	60,000	1,595,600

# INFORMATION TECHNOLOGY PLAN

## Other Systems

**Permit Processing** (015-015-5-1)

Priority: Essential

This project provides for the continued development of the City's various building-related permit systems, the most important of which is Permit\*Plan, which supports the administration of the City's building permit process. The permit process includes the administration of the fire prevention permits, Volume II complaint tracking (for complaints regarding existing structures), civil penalties ticket tracking, fire inspections performed by the Fire Department, and the residential rental program.<sup>1</sup>

It is anticipated that in FY 2002, improvements to the Permitting system will include the purchase and implementation of mobile devices that will allow inspectors and Fire Marshals to make reports from the field. It is envisioned that mobile permit management will provide the Inspectors and Fire Marshals with the capability to deliver letters and notices on-site to contractors, customers, and citizens. In addition to providing immediate delivery of necessary documents, mobile permitting will eliminate redundant data entry for inspectors (once in the field by hand, and again in the office into the system). City staff is also currently investigating the best methods for providing Internet access to the City's permitting system to allow contractor and citizen users to check the status of applied for permits and to apply for simple permits (those not requiring the submission of plans) on-line. Progress on this initiative should be made following the implementation of the mobile solution.

In FY 2001, the City's permitting application (Permit\*Plan) vendor, Tidemark Solutions, was acquired by a competitor, Accela. The City is awaiting news from Accela of the future product development of Permit\*Plan. In the event that Accela's plans for Permit\*Plan are not acceptable to the City, staff will recommend that the City replace the current permitting system. The budget for this replacement will range from \$1 to \$3 million for a jurisdiction of the City's size. At this time, Tidemark continues to operate as a wholly-owned subsidiary of Accela.

If the City must replace the Permit\*Plan system, one way to improve the City's current business practices and potentially finance some of the costs of a new application is through a partnership with the land development community. The land development community would be invited to suggest changes to the City's current operating procedures with respect to permitting that would make it easier and faster for the developers to complete their business with the City. Some of these suggestions may be for the City to provide system capabilities that might not normally be provided. In return, the cost of the new system capabilities could be financed (assuming developer agreement) through an increase in fees for permits or by a surcharge for each permit issued. A sunset clause for returning fees to their original amounts would be included once the costs of the new system improvements were generated. This approach worked well in Montgomery County, Maryland, where the County-Developer

---

<sup>1</sup> On the recommendation of a Council-appointed task force, the City Council approved the funding in FY 1995 to implement a re-engineered building permit process. Permit\*Plan, which was installed in FY 1996 to implement this re-engineering initiative, provides service to the permitting process in Code Enforcement, Transportation and Environmental Services, Planning and Zoning, Archaeology, Health, Fire and Recreation (the City arborist).

## INFORMATION TECHNOLOGY PLAN

partnership raised a substantial portion of the total costs of a new permitting system that included many special features to improve the existing process.

The City's Integrated Voice Response (IVR) system allows contractors, citizens and customers to use the telephone to schedule inspections, get inspection results, have applications faxed and get general information on when permits are required. The vendor for this application has recently notified the City that support for this system will be terminated in FY 2002, as they are getting out of the IVR business. Replacement of this system will be needed in FY 2003 to maintain present capabilities and provide for enhancements as required. Monies for this replacement are included in the IT Plan for FY 2003.

Another improvement to the permitting process currently being planned is the scanning of incoming permit applications to make them simultaneously accessible to other City agencies during the permit review process. This will enhance each agency's productivity by reducing the time required for the physical routing process between agencies, and will provide better quality customer service by enabling staff to quickly review and approve permit plans and applications, or to more quickly inform applicants why the plans cannot be approved as submitted. Scanned information can also be made available electronically to the Fire Department Emergency Communications Center. This would allow the plans for each building in the City to be accessed by address and transferred to a field operations computer during emergencies to assess emergency response and/or firefighting tactics. The implementation of this technology will not be pursued until after the City's Imaging task force has selected a City-wide standard for digitizing documents, which is expected toward the end of FY 2002.

### *Operating Budget Impact:*

The annual cost of maintenance for the Permit\*Plan system and the integrated voice response component is approximately \$15,000.

### *Project Benefit:*

This project enhances productivity for City staff in Code Enforcement, Planning and Zoning, Transportation and Environmental Services, Health, Archaeology and Recreation by reducing the time to transmit permit requests among those who must review them. The system enables better customer service by enabling staff to answer inquiries about the status of permit applications quickly and accurately. In addition, the IVR system allows contractors, citizens and customers to use telephone automation to schedule inspections, get inspection results, have applications faxed and get general information on when permits are required, which frees up staff to do other tasks. Once implemented, the scanning technology will help the City realize the electronic plan review process that was recommended at the conclusion of the citizen task force in 1991/2. This should result in quicker turn-around for agency plan reviews.

### *Change in Project From Prior Fiscal Years:*

- Transferred \$100,000 from unallocated prior-year monies to FY 2004, reflecting an appropriate rate of system development.
- Added \$60,000 per year, FY 2005 through FY 2008, for permits imaging work.

## INFORMATION TECHNOLOGY PLAN

**Facilities Maintenance System** (015-015-26)

Priority: Very desirable

- This system provides General Services with an automated facilities management system to assist in effectively managing and maintaining City facilities for which it is responsible. This system will enable the department to capture, schedule and track completion of the thousands of repair requests received annually. In addition, the system will provide the capability for creating, storing and updating information maintained for a comprehensive inventory of facilities equipment and systems including age, condition, life cycle expectancy and maintenance requirements. This system was installed during FY 2002.

*Operating Budget Impact:*

The annual maintenance and support cost for this product is estimated at 15 percent of total cost, or \$7,500.

*Project Benefit:*

The system allows users to plan, schedule and document work, in addition to providing needed analytical reports. Reports provided support work in analyzing efficiency, determining backlog, performing failure analysis and long term budgetary planning.

*Change In Project From Prior Fiscal Years:*

- The project has been increased by \$6,000 in FY 2003 to provide for additional modules.

**Replacement of Small System Applications** (015-015-27)

Priority: Essential

This project seeks to replace a number of small applications systems that have been developed in computer languages that are no longer widely used, and thus are difficult to maintain and support.

A significant number of small systems used by the City have been built in Clipper, a computer language (it is a derivative of the dbase language) that has been in use for over 15 years. Because the language has not grown to match the pace of technology, professional programmers have abandoned the product, making it almost impossible to find contractors to support these systems. This project seeks to either replace these small systems with commercially available products, or failing to find a suitable commercial replacement, to re-write these systems in a computer language which City staff can support and for which contract resources are readily available.

## INFORMATION TECHNOLOGY PLAN

In addition to Clipper, some systems have been written in another older language, Paradox, also a database language, for which support is now difficult to find. City systems that are targeted for replacement include:

	Department	Application	Language
1	Citizen Assistance	Board Applicant Statistical Reporting System	Clipper
2		Boards and Commissions System	Clipper
3		Citizen Assistance Request Tracking System	Clipper
4		Consumer Complaints System	Clipper
5	Finance	DSS Payroll Reporting	Clipper
6		Meal Sales Tax	Clipper
7		Transient Lodging Tax	Clipper
8	General Services	Print Shop Expenditure Tracking System	Clipper
9	ITS	ITC Time Accounting	Clipper
10	MH/MR/SA	Complaint System	Paradox
11	Office on Women	Sexual Assault Response and Awareness	Clipper
12	Personnel	Applicant Tracking System	Access
13	Real Estate	Assessment and Valuation Change System	Clipper
14	Recreation	CARAT Gypsy Moth Extract	Clipper
15	T&ES	Impound Lot Accounting	Clipper
16		DOT Disability Mobile Tracking System	Clipper

## INFORMATION TECHNOLOGY PLAN

There are other applications written in Clipper which, because of their size, are funded elsewhere in the IT Plan. These applications are:

	Department	Application	Language
1	Finance	Real Estate Accounts Receivable (REAR) - funded as part of the Real Estate Assessment and Accounts Receivable Replacement project (015-015-5)	Clipper
2		Business License Accounting which is funded as part of the Business Tax Accounts Receivable project (015-015-3)	Clipper
3		Business Personal Property which is funded as part of the Business Tax Accounts Receivable project (015-015-3)	Clipper

### *Project Benefit:*

This project will enable the services detailed in the above table to continue to be provided in a reliable and cost-effective manner.

### *Change In Project From Prior Fiscal Years:*

- There are no changes to this project from the prior fiscal year.

### **Intranet (015-015-28)**

Priority: Very desirable

An intranet is the application of Internet technologies over an organization's internal network. The City's intranet is called CityNet. The information that is provided through an intranet is available only to an organization's employees and allows for the display of documents, submission of information using electronic forms and enhanced employee collaboration. An intranet resides on an organization's existing network and is usually protected from the outside world by a firewall. This project will enable staff to complete the construction of the City's basic intranet infrastructure and to begin developing content and related applications.



## INFORMATION TECHNOLOGY PLAN

### *Project Benefit:*

An intranet will allow the City government to:

- Distribute information quickly to all City government employees who have network connections. Staff is testing a PC-Kiosk alternative for providing access to the City's intranet for staff whose jobs do not require them to have regular access to a computer.
- Take advantage of browser client technology to reduce the cost and effort of making client/server applications available to appropriate City staff.
- Allow departments to electronically distribute information solely to their own staff without having to make this information available to the entire City government.
- Allow City staff to have specific Internet connections (such as to VRS or ICMA/RC) without the need to have full Internet access.

### *Change In Project From Prior Years:*

- FY 2003 includes the addition of \$20,000 for the purchase of 10 PC's to support the rollout of the CityNet kiosk initiative.
- Transferred \$30,000 from unallocated prior-year monies to FY 2004, reflecting an appropriate rate of system development.

### **TES Infrastructure Management and Maintenance System (015-015-29)**

Priority: Essential

Transportation and Environmental Services (T&ES) Operations (Maintenance and Solid Waste Divisions) uses semi-automated processes for work input and control of the City's municipal assets. These systems log work to be accomplished and completed work, but no entry is made into a history file. If management wants to see the amount and type of work that has taken place over a period of time on a specific asset element (for example, the 8-inch sanitary sewer main connecting East Bellefonte Ave with the Commonwealth Connector), a manual records search has to be done.

The initial scope of this project would only involve automating the work flow associated with sewer system maintenance activities. The system to be implemented would have the capability to be expanded to assist in the infrastructure maintenance activities of other divisions in T&ES. A preferred system would include the following elements, and will be interfaced with the City's GIS system for mapping, and the City's accounting and budgetary systems for cost data.

## INFORMATION TECHNOLOGY PLAN

The system will provide information on work management to include labor, material and equipment usage and costs for:

- Labor records
- Material inventory
- Work orders and projects
- Equipment used on projects
- Labor assigned to projects
- Work requests

The system will provide information on asset management to include inventory quantities, condition and value:

- Traffic signs and signals
- Storm and sanitary sewers
- Fire Hydrants
- Pavement
- Paving
- Curbs and Gutters
- Sidewalks
- Markings
- Street lights
- Solid waste receptacles
- Recycling drop-off centers

### *Operating Budget Impact:*

The annual operating budget impact is estimated at approximately 15 percent of the current year software cost, or \$11,250.

### *Project Benefit:*

This project enhances productivity by eliminating unnecessary manual data entry, accumulating more accurate maintenance data and creating a database of infrastructure items and activities. It will also provide the means to support Finance in continuing to meet the Governmental Accounting Standards Board's Standard 34 (GASB 34) information requirements. GASB 34 requires governments include detailed information on infrastructure assets in their financial statements. The reporting features of this system will allow sharing of information with other City agencies such as Office of Management and Budget and the Finance Department.

The citizens and the City benefit because of the enhanced ability to respond to citizen complaints about City infrastructure in a more timely and accurate fashion.

## INFORMATION TECHNOLOGY PLAN

### *Change In Project From Prior Fiscal Years:*

- An amount of \$25,000 was added in FY 2003 to reflect a re-estimation of the project.

### **MH/MR/SA Human Resources System** (015-015-22)

Priority: Essential

The current Human Resources system used by the MH/MR/SA department was written in a difficult to support computer language, Paradox 5.0, and the source code cannot be upgraded to a newer version. The system can no longer be maintained and must be rewritten. The new system will provide improved human resource data tracking to ensure OSHA and Medicare regulatory requirements regarding employee licensing and training requirements have been met.

Many employees of the MH/MR/SA department must have up-to-date licenses or certificates (such as CPR) in order that the department remain in compliance with State and Federal regulatory requirements. The human resources system tracks, maintains and reports on a variety of critical data for MH/MR/SA supervisors. The system provides a means to verify compliance for auditors. Failure to maintain compliance with regulations could result in a loss of Medicare reimbursements. An amount of \$35,000 was originally budgeted in FY 2002 for this project.

As a means of developing the system requirements for this project, MH/MR/SA elected to use a summer intern in 2001 to develop a prototype of the system in Microsoft Access. The prototype was so promising that staff decided to hire the intern as a one-year temporary employee to continue to develop the application.

It is the intention of MH/MR/SA to develop a full-functional production system during this one-year period. However, once the system is put into production, the department may find that MS Access does not allow for a robust enough application. If this turns out to be the case, the user interface may need to be recreated as a compiled Visual Basic application.

### *Project Benefit:*

The new system will help the MH/MR/SA department ensure that the regulatory requirements for staff certifications continues to be met.

### *Change In Project From Prior Fiscal Years:*

- The department has requested that the \$35,000 budgeted in FY 2002 be moved to FY 2003 for this project.

# INFORMATION TECHNOLOGY PLAN

## MH/MR/SA HIPAA Compliance

The Health Insurance Portability Accountability Act of 1996 (HIPAA) was enacted by Congress and signed into law to regulate and standardize information exchanges and establish standards for the privacy and security of individually identifiable health insurance information. HIPAA will impact all functions, processes and systems that store, handle, or generate health information.

The HIPAA Security and Electronic Signature Standards; Proposed Rules (Federal Register/VOL. 63 No 155/Wednesday, August 12, 1998) are expected to be passed by the end of calendar year 2001. Once signed into law, compliance within twenty-four months is mandatory for all covered entities.

The act is complex and the regulations by design leave the procedural implementation decisions open to interpretation. For this reason, as well as the fact that the rules will require documentation in terms of policy development, a HIPAA consultant will be required.

The scope of the project includes assessment of current business functions and their impact on HIPAA regulations and compliance issues. It should include an analysis, recommendations and implementation of HIPAA standards to be employed within the City.

### *Operating Budget Impacts:*

These impacts will be determined as part of the analytic work that this project funds.

### *Project Benefit:*

The successful completion of this project will result in the City being compliant in accordance to the HIPAA regulations.

### *Change In Project From Prior Fiscal Years:*

This is a new project in FY 2003.

### **Help Desk System Replacement**

Priority: Essential

ITS is requesting a replacement to the existing service call tracking management system, Total Service Desk, version 3.53. This software is no longer supported by the vendor, Network Associates.

The current system requires an expensive client license for each user, thus limiting the number of people who can access the system to either enter calls, update call information, search the knowledge base, or find a call status. The current system also does not work seamlessly with Lotus Notes (LN) so that e-mail status reports can be input easily, and it requires a name and address database separate from Lotus Notes.

ITS is seeking a new system that is web based. A web based system will allow users to enter service call information directly and enable them to track their calls. A web based application will allow ITS staff and other technical staff to access the application from

## INFORMATION TECHNOLOGY PLAN

anywhere. Web based systems do not require workstation client upgrades when new versions are released and will allow user access to the various knowledge bases.

The system will need to interface with the LN Name and Address Book (NAB) which is currently considered a reliable database of City computer users. Interfacing with LN will eliminate the need for a duplicate database and the attendant errors that dual data entry introduces. Interfacing with LN will also allow for automatic responses to users when service calls have been assigned for service or have been closed.

The system should be able to generate service evaluations for users automatically. Management reporting will be enhanced with use of standard reporting tools such as Crystal Reports.

The new system solution will be a "portal" that equips end-users with the capability to do service requests, track problem and support tickets, and obtain crisis updates -- all on their own highly customizable Web page.

### *Project Benefit:*

As the number and type of service calls have increased and e-mail has been increasingly used for reporting, we have found the existing system does not meet our needs to handle the workflow of multiple assignments and we cannot automatically input a trouble call received via e-mail. Change management, virus tracking, and office moves/renovations are not handled efficiently within the existing system.

### *Change In Project From Prior Fiscal Year*

This is a new project in FY 2003.

# INFORMATION TECHNOLOGY PLAN

## Index

Capital Project Detail Sheet Format Description, 38

### Community Development

Downtown Transportation/Parking, 54  
Mt. Vernon Avenue Improvements, 55  
Municipal Waterfront Improvement Program, 57  
Route 1 Beautification, 59  
Streams Maintenance and Waterfront Dredging, 61  
Samuel Madden Homes (Downtown) Redevelopment, 63  
Redevelopment of Upper Potomac West, 64

Funding Plan Summary, 13

Funding Totals, 26

### Information Technology Plan

Document Management Systems, 214  
Financial Systems, 220  
Geographic Information Systems, 225  
Local Area Network (LAN) Development, 191  
Public Access Development, 206  
Public Access Systems, 206  
Public Safety Systems, 229  
Wide Area Network (WAN) Development, 197

### Libraries

Barrett Library, 50  
Duncan Library, 50

### Other

Northern Virginia Community College, 177

Overview, 1

### Projects Closed

Burke Facility, 25  
Dora Kelley Nature Preserve, 25  
Timberland/Hillside/Goat Hill Parks, 25  
William Ramsay Recreation Center, 25  
Leaf Mulch Site, 25

### Public Buildings

Animal Shelter, The Vola Lawson, 99  
City Visitor Center, 114  
Energy Conservation Program, 101  
Market Square Renovations, 103  
Preservation of Historic Buildings, 96  
Renovation and Maintenance of Existing City Facilities, 105

### Public Safety

Northern Virginia Criminal Justice Academy Driver Training Track, 117  
Peumansend Creek Regional Jail, 119

### Recreation and Parks

Bike Trails, 69  
Cameron Station, 71  
Chinquapin Park, 73  
Fort Ward Park, 75  
Land Acquisition, 77  
Landscaping of Public Sites, 79  
Northern Virginia Regional Park, 81  
Park Improvements, 83  
Recreation Facilities Improvements, 88  
Durant Center, 89  
Jerome "Buddie" Ford Nature Center, 89  
Mount Vernon Center, 89  
Nannie J. Lee Center, 89  
Public Pools, 89

### Schools, 40

### Sewers

Sanitary Sewer Reconstructions and Extensions, 163  
Sewer Rehabilitation and Pollution Abatement, 165  
Storm Sewer Reconstructions and Extensions, 170  
Oronoco Outfall, 173

### Streets and Bridges

Bridge Repairs and Maintenance, 139  
King and Beauregard Intersection Improvements, 141  
King Street Metro Station Area, 143  
Mill Road Realignment, 147  
Potomac Yard Road and Bridge Improvement, 137  
Sidewalk, Curb and Gutter Program, 151  
Street and Pedestrian Improvements, 153  
Undergrounding of Utilities/Street Lighting, 159

Summary Tables, 16

### Traffic Improvements and Rapid Transit

Alexandria Transit Company (ATC) Buses, 125  
Bus and Rail Capital Replacement/Improvement, 128  
Rail Rapid Transit, 131  
Traffic Signal Maintenance and Traffic Control Computer, 123

